

Embargo Advisory

This press release is embargoed against publication, telecast or circulation in any media till 4:00 PM on 25/05/2026.



GOVERNMENT OF INDIA MINISTRY OF STATISTICS AND PROGRAMME IMPLEMENTATION

New Delhi
Dated: May 25th, 2026

Press Release

Flash Report on Central Sector Infrastructure Projects worth ₹150 crore and above

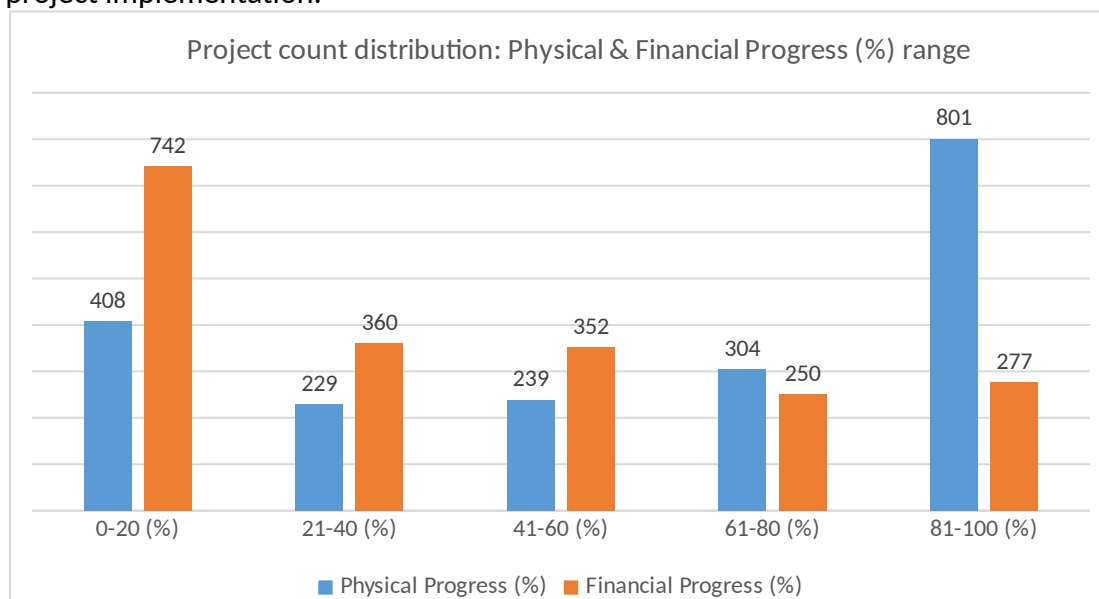
PAIMANA Portal Tracks 1,981 Infrastructure Projects worth ₹42.78 lakh crore as of April 2026

The Ministry of Statistics and Programme Implementation (MoSPI) continues to strengthen monitoring of Central Sector infrastructure projects through its PAIMANA platform, enabling improved tracking, timely reviews, and data-driven decision-making across Ministries. The portal tracks 1,981 Infrastructure Projects worth of ₹42.78 lakh crore as of April 2026.

Key Highlights

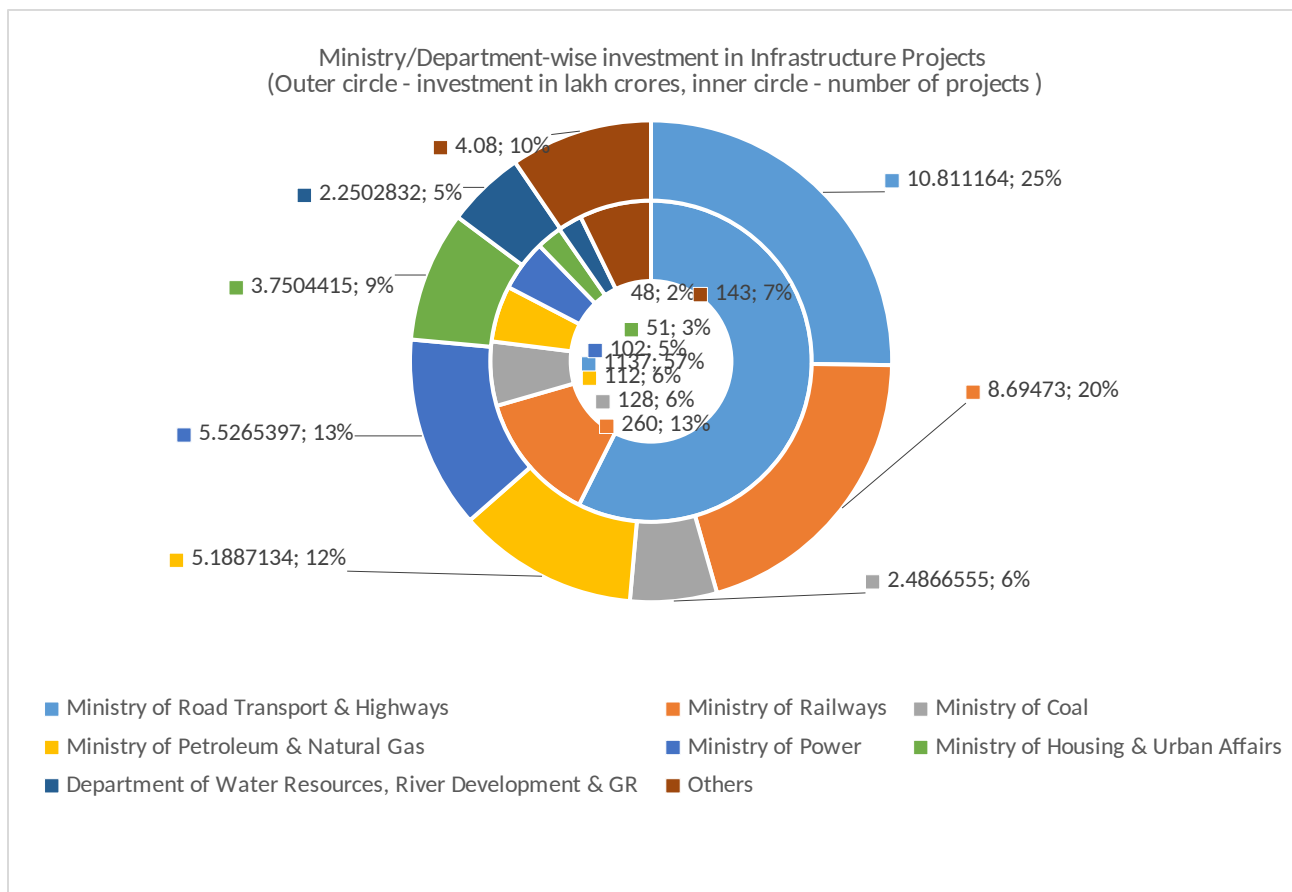
- As of April 2026, **1,981 ongoing infrastructure projects**, with a total revised cost of **₹42.78 lakh crore**, are being monitored across 17 Central Ministries/Departments. The **cumulative expenditure** incurred on these projects stands at **₹20.36 lakh crore**, accounting for approximately **47.59 per cent** of the **revised project cost**, indicating steady progress in project implementation.
 - A significant proportion of projects are at advanced stages, with **801 projects (~40%)** achieving over **80% physical progress**, while **277 (~14%)** have crossed **80% financial completion**. The data also reflects a balanced pipeline, with projects distributed across early and advanced stages of implementation.
 - **The Transport & Logistics sector** (as per the DEA's **Harmonized Master List**) accounts for the **highest number of ongoing projects (1459 projects)**, with **revised estimates of ₹23.34 lakh crore** underscoring priority to connectivity-driven infrastructure growth.
-
- 1,981 ongoing infrastructure projects include 814 Mega projects (*project cost of ₹1,000 crore & above*) with an original cost of ₹31.63 lakh crore, and 1,167 Major projects (*project cost below ₹1,000 crore and up to ₹150 crore*) amounting to ₹5.49 lakh crore.

- Physical and financial progress broadly move in tandem, with a large number of projects clustered at the initial (0–20%) and advanced (81–100%) stages, indicating a pipeline of newly-started projects alongside many nearing completions. While physical progress exceeds financial progress in the 81–100% range, financial progress is relatively higher in the early stages, reflecting upfront expenditure patterns in project implementation.



2. Ministry/ Departments-wise progress of Infrastructure Projects

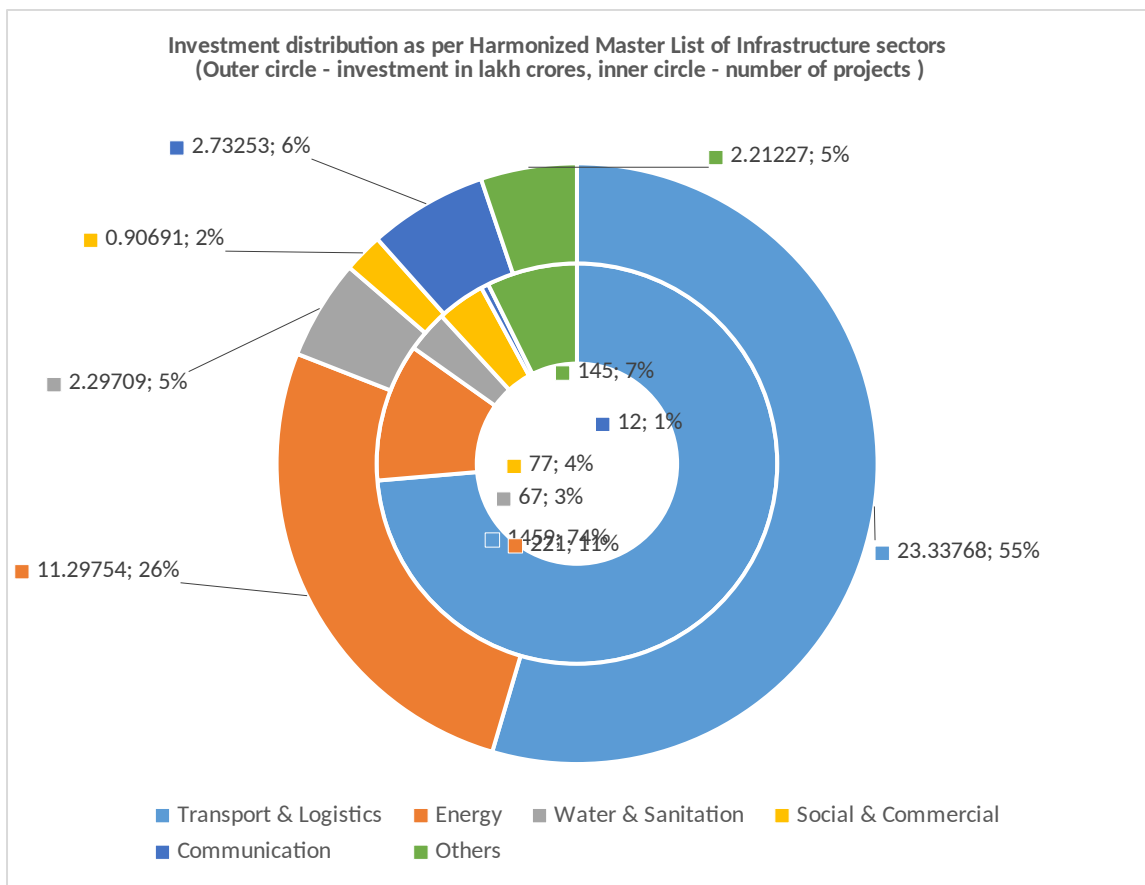
- Ministry of Road Transport & Highways accounts for the highest number of projects, with 1137 projects (57%), and also commands the largest share of total revised project cost of ₹10.81 lakh crore (25%), highlighting its central role in national infrastructure development.
- Ministry of Railways is implementing 260 projects (13%), and constitutes the second largest share of total revised project cost at ₹8.69 lakh crore (20%).
- Ministry of Coal accounts for implementing 128 projects (7%), with a total revised project cost of ₹2.49 lakh crore (6%).
- The Ministry of Petroleum & Natural Gas, Ministry of Power, Ministry of Housing & Urban Affairs, and the Department of Water Resources, River Development & GR are implementing 112, 102, 51, and 48 projects, with associated revised costs of ₹5.19 lakh crore, ₹5.53 lakh crore, ₹3.75 lakh crore, and ₹2.25 lakh crore, respectively.
- The remaining 143 projects (7%), with a total revised cost of ₹4.08 lakh crore (10%), are distributed across various Ministries/Departments including Higher Education, Civil Aviation, Steel, Telecommunications, Labour & Employment, Ports, Shipping & Waterways, Health & Family Welfare, Mines, DPIIT, and Sports. **(Refer Annexure)**



3. Sector-wise (as per DEA's Harmonized Master List of Infrastructure) Progress of Infrastructure Projects

- Transport & Logistics remains the dominant sector, accounting for 55% of total revised cost (₹23.34 lakh crore) across 1,459 projects (74 % of the total Projects), underscoring the central role of Roads & Highways, Railways, Aviation, Urban Public Transport, Shipping, and Inland Waterways in economic integration and logistics efficiency.
- The Energy sector follows with 27% of aggregated revised cost (₹11.30 lakh crore) across 221 projects, reflecting sustained emphasis on Oil & Gas infrastructure, electricity generation, transmission and distribution networks, and energy storage systems.
- Communication infrastructure, with a revised cost of ₹2.73 lakh crore (6%) across 12 projects, represents targeted interventions aimed at strengthening digital connectivity.
- Water & Sanitation projects account for ₹2.30 lakh crore (5%) across 67 projects, highlighting continued focus on essential urban services.
- Social & Commercial infrastructure, comprising 77 projects with a revised cost of ₹0.91 lakh crore (2%), reflects selective investments in education, healthcare, real estate, and tourism, hospitality and wellness.
- Projects classified under 'Others', amounting to ₹2.21 lakh crore (5%) across 145 projects, indicate diversification across sectors such as coal, steel, metals, and mining.

(Refer Annexure II)



4. Completed Projects and New Additions

- During April 2026, **9 projects were commissioned**, including major assets in Housing & Urban Affairs, Railways, Power, Road Transport & Highways, and Labour & Employment. Notable commissioned projects include the **“Flyover at Km.544.650 including ROB, Service Roads, Footpath for RCC drains on urban link to Nagpur-Raipur Road Pardi octroi Naka to Itwari (₹ 758.4 crore)”** from Ministry of Road Transport & Highways, **“Transmission system for evacuation of power from REZ in Rajasthan 20GW under Phase-III Part E1 (₹ 688.74crore)”** from Ministry of Power and **“Jabalpur Sewerage Management and Treatment Infrastructure Project (₹ 362.31 crore)”** from Ministry of Housing & Urban Affairs.
- During April 2026, **55 additional** projects were brought under the monitoring of PAIMANA. The projects are from the Ministry of Road Transport & Highways, Ministry of Railways, Ministry of Power, Department for Promotion of Industry & Internal Trade, Ministry of Petroleum & Natural Gas, Ministry of Coal, Ministry of Housing & Urban Affairs, Department of Higher Education. These include:
 - Project - **“Bangalore Metro Rail Project - PHASE-3”** (₹ 15,611 crore) of Ministry of Housing & Urban Affairs.
 - **“Kalai-II Hydro Electric Project [1200 MW]”** (₹ 14,105.83 crore) of Ministry of Power.
 - **“Development of Zaheerabad Node under Hyderabad Nagpur Industrial Corridor”** (₹ 2,360 crore) of Department for Promotion of Industry & Internal Trade.

5. Next date of Press Release: Flash Report for the month of May 2026 would be released on 25th June 2026.

Note

1. The press release summarizes highlights from the MoSPI's Flash Report (April 2026) on Central Sector Infrastructure Projects (₹150 crore and above), available at, <https://paimana-proj.mospi.gov.in/> or via the QR code.



2. **PAIMANA** is a centralized web-based portal for monitoring of Central Sector Infrastructure Projects worth **₹150 crore and above**. Operating on the "one data, one entry" principle, it integrates with DPIIT's IPMP portal via APIs to **automatically update more than 70% of project data from various Ministries/Departments**. PAIMANA also serves as a national repository designed to standardize infrastructure monitoring and support **informed decision-making** for nation-building.

Ministry/ Departments-wise progress of Central Sector Infrastructure Projects

S. No	Ministry/ Department	Project Count (number)	Revised Cost (₹ Lakh cr.)	Cumulative Expenditure (₹ Lakh cr.)
1	Ministry of Road Transport & Highways	1137	10.81	3.70
2	Ministry of Railways	260	8.69	5.79
3	Ministry of Coal	128	2.49	0.80
4	Ministry of Petroleum & Natural Gas	112	5.19	3.03
5	Ministry of Power	102	5.53	2.01
6	Ministry of Housing & Urban Affairs	51	3.75	2.00
7	Department of Water Resources, River Development & GR	48	2.25	1.62
8	Department of Higher Education	30	0.15	0.08
9	Ministry of Civil Aviation	26	0.23	0.11
10	Ministry of Health & Family Welfare	23	0.21	0.08
11	Ministry of Steel	19	0.23	0.10
12	Department of Telecommunications	12	2.73	0.77
13	Ministry of Labour and Employment	11	0.03	0.02
14	Department for Promotion of Industry & Internal Trade	8	0.16	0.02
15	Ministry of Ports, Shipping and Waterways	7	0.20	0.15
16	Ministry of Mines	6	0.12	0.07
17	Department of Sports	1	0.01	0.01
	Grand Total	1981	42.78	20.36

Annexure II

Sector-wise (as per DEA's Harmonized Master List of Infrastructure) progress of Central Sector Infrastructure Projects

S. No	HML Category	Project Count (number)	Revised Cost (₹ Lakh cr.)	Cumulative Expenditure (₹ Lakh cr.)
1	Transport & Logistics	1459	23.34	11.59
2	Energy	221	11.30	5.33
3	Water & Sanitation	67	2.30	1.65
4	Communication	12	0.91	0.77
5	Social & Commercial	77	2.73	0.35
6	Others	145	2.21	0.67
	Total	1981	42.78	20.36