



सत्यमेव जयते



पंचायती राज मंत्रालय
भारत सरकार

पंचायत विकास सूचकांक (पीएआई) 2.0

प्रत्येक पंचायत का रिपोर्ट कार्ड

परिचय

जमीनी स्तर पर शासन को सुदृढ़ करने तथा समावेशी ग्रामीण विकास को प्रोत्साहित करने की दिशा में एक महत्वपूर्ण कदम के रूप में, भारत सरकार ने वित्त वर्ष 2023-24 के लिए पंचायत विकास सूचकांक (पीएआई) संस्करण 2.0 जारी किया है।

पीएआई देश की 2.5 लाख से अधिक पंचायतों के प्रदर्शन का एक रिपोर्ट कार्ड है। प्रत्येक पंचायत का मूल्यांकन 150 संकेतकों पर आधारित है, जो स्वास्थ्य, जल, आधारभूत संरचना, आजीविका, शासन एवं पर्यावरणीय सततता सहित विभिन्न क्षेत्रों को समाहित करते हैं। पीएआई 2.0 (वित्त वर्ष 2023-24) का जारी किया जाना पंचायती राज संस्थाओं को सुदृढ़ करने, स्थानीय शासन में पारदर्शिता एवं डेटा-आधारित निर्णय-निर्माण को बढ़ावा देने तथा "विकसित ग्राम पंचायत" के लक्ष्य की दिशा में सरकार की प्रतिबद्धता को दर्शाता है।

पंचायत विकास सूचकांक (पीएआई) क्या है?

पंचायती राज मंत्रालय द्वारा प्रारंभ किया गया पंचायत विकास सूचकांक (पीएआई) भारत का पहला राष्ट्रव्यापी ढांचा है, जो वस्तुनिष्ठ एवं सत्यापन योग्य संकेतकों का उपयोग करते हुए ग्रामीण स्थानीय शासन संस्थाओं (ग्राम पंचायतों (GPs)/परंपरागत स्थानीय निकायों (TLBs)) की प्रगति को मापता है। यह स्वच्छता, स्वास्थ्य, शासन, महिला सशक्तिकरण, आधारभूत संरचना तथा पर्यावरणीय सततता जैसे महत्वपूर्ण क्षेत्रों में पंचायत स्तर के प्रदर्शन का आकलन करता है।

यह सूचकांक सतत विकास लक्ष्यों के स्थानीयकरण (एलएसडीजी) के ढांचे पर आधारित है, जो 17 वैश्विक सतत विकास लक्ष्यों को पंचायती राज संस्थाओं से संबंधित 9 विषयगत क्षेत्रों में समेकित करता है। चूंकि वर्ष 2030 तक सतत विकास लक्ष्यों की प्राप्ति के लिए जमीनी स्तर पर कार्रवाई आवश्यक है, इसलिए पीएआई ग्रामीण क्षेत्रों में सतत विकास लक्ष्यों की दिशा में प्रगति को ट्रैक करने तथा उसे गति देने के लिए एक प्रमुख उपकरण के रूप में कार्य करता है।

विषयगत ढांचा

पीएआई ग्राम पंचायत/ग्राम पंचायत के समकक्ष इकाइयों के प्रदर्शन का मूल्यांकन निम्नलिखित नौ एलएसडीजी विषयों के अंतर्गत करता है:

विषय 1	विषय 2	विषय 3	विषय 4	विषय 5	विषय 6	विषय 7	विषय 8	विषय 9
गरीबी मुक्त एवं उन्नत आजीविका वाली पंचायत	स्वस्थ पंचायत	बाल-अनुकूल पंचायत	पर्याप्त जल युक्त पंचायत	स्वच्छ एवं हरित पंचायत	आत्मनिर्भर आधारभूत संरचना युक्त पंचायत	सामाजिक रूप से न्यायसंगत एवं सुरक्षित पंचायत	सुशासन युक्त पंचायत	महिला अनुकूल पंचायत

यह विषयगत दृष्टिकोण सतत विकास लक्ष्यों को सरल बनाता है, उन्हें स्थानीय स्तर पर प्रासंगिक बनाता है तथा पंचायत-नेतृत्वित विकास योजना के साथ एकीकृत करता है।

पीएआई का उद्देश्य

पंचायत एडवांसमेंट इंडेक्स (PAI) नौ SDG-सम्बद्ध विषयों के अंतर्गत मापनीय संकेतकों के माध्यम से विकास प्रगति की निगरानी करते हुए साक्ष्य-आधारित एवं डेटा-आधारित शासन को बढ़ावा देता है। यह ग्राम पंचायतों को स्थानीय प्राथमिकताओं की पहचान करने, लक्षित हस्तक्षेपों की रूपरेखा तैयार करने तथा समय के साथ प्रदर्शन को ट्रैक करने में सहायता करता है। पीएआई उत्कृष्ट प्रथाओं को रेखांकित कर स्वस्थ प्रतिस्पर्धा को प्रोत्साहित करता है तथा उच्च प्रदर्शन करने वाली पंचायतों के प्रोत्साहन का समर्थन करता है, जिससे प्रभावी योजना निर्माण और बेहतर विकासात्मक परिणाम सुनिश्चित होते हैं।

पीएआई संस्करण 2.0 में किए गए प्रमुख सुधारों में निम्नलिखित शामिल हैं:

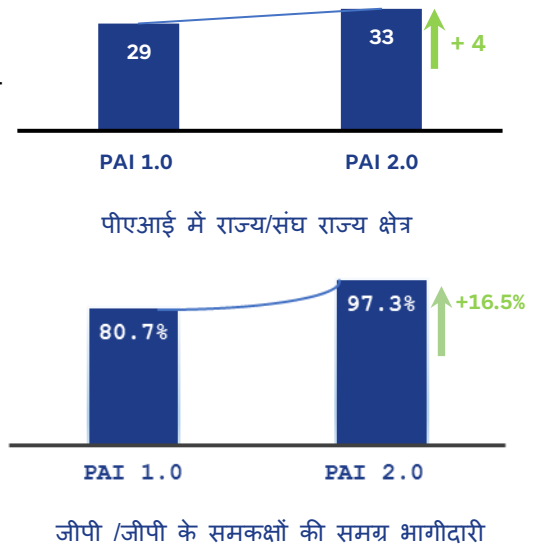
- पीएआई संस्करण 1.0 में 516 संकेतक और 794 डेटा बिंदुओं से घटाकर 150 संकेतक और 230 डेटा बिंदु कर दिए गए हैं, जिससे संकेतकों का पर्याप्त तार्किककरण हुआ है और बेहतर उपयोग सुनिश्चित हुआ है।
- ग्राम पंचायत स्तर पर डेटा बिंदुओं को सरल बनाया गया है ताकि उन्हें समझना और उनका उपयोग करना आसान हो।
- कई खंडित डेटा संग्रह प्रारूपों के स्थान पर एकल एकीकृत डेटा प्रविष्टि प्रपत्र प्रस्तुत किया गया है।
- डेटा की सटीकता और विश्वसनीयता बढ़ाने के लिए सॉफ्ट वैलिडेशन तथा क्रॉस-डेटा वैलिडेशन तंत्र लागू किए गए हैं।
- नोडल केंद्रीय मंत्रालयों और विभागों के राष्ट्रीय पोर्टलों से डेटा के स्वचालित स्थानांतरण (auto-porting) को सुदृढ़ किया गया है।
- पारदर्शिता और जवाबदेही को बढ़ावा देने के लिए ग्राम सभा द्वारा अनिवार्य सत्यापन लागू किया गया है।
- सहज नेविगेशन और बेहतर निर्णय लेने के लिए रीयल-टाइम डैशबोर्ड के साथ उपयोगकर्ता इंटरफ़ेस को बेहतर बनाया गया है।
- स्थानीय भाषा के लिए अंतर्निहित सहायता और साक्ष्य-आधारित ग्राम पंचायत विकास योजना के लिए पंचायत निर्णय (Panchayat Nirnay) एप्लीकेशन के साथ एकीकरण किया गया है।

संशोधित ढांचा मानकीकृत, तुलनीय और समान महत्व रखने वाले संकेतकों को सुनिश्चित करता है, जिससे राष्ट्रीय पंचायत पुरस्कारों और अन्य प्रोत्साहन तंत्र के साथ पीएआई का संबंध मजबूत होता है।

कवरेज और भागीदारी

पीएआई 2.0 में व्यापक राष्ट्रीय भागीदारी दर्ज की गई, जिसमें 36 में से 33 राज्यों और संघ राज्य क्षेत्रों ने अभ्यास में भाग लिया। इनमें 28 में से 27 राज्य (पश्चिम बंगाल को छोड़कर) और 8 में से 6 संघ राज्य क्षेत्र (दिल्ली और चंडीगढ़ को छोड़कर, जहां ग्राम पंचायतें नहीं हैं) शामिल थे।

भाग लेने वाले राज्यों/संघ राज्य क्षेत्रों में कुल 2,66,999 पंचायतों में से 97.30% का प्रतिनिधित्व करने वाली 2,59,867 ग्राम पंचायतों/समकक्ष ग्राम पंचायतों ने पीएआई पोर्टल पर सत्यापित डेटा प्रस्तुत किया। यह पीएआई संस्करण 1.0 की तुलना में एक महत्वपूर्ण सुधार है, जिसमें 80.79% भागीदारी दर्ज की गई थी।



पीएआई की गणना कैसे की जाती है?



पंचायत विकास सूचकांक (पीएआई) की गणना नौ विषयों पर पूर्व-निर्धारित स्थानीय संकेतकों का उपयोग करते हुए एक सुदृढ़, बहु-चरणीय प्रक्रिया के माध्यम से की जाती है। पंचायती राज मंत्रालय अन्य मंत्रालयों, विभागों और राज्य सरकारों के परामर्श से संकेतक ढांचा विकसित करता है, जबकि वास्तविक डेटा ग्राम पंचायतों/टीएलबी और संबंधित विभागों द्वारा एक साझा पोर्टल, pai.gov.in के माध्यम से ग्राम पंचायत स्तर पर एकत्र किया जाता है, जिसे ग्राम सभा का सत्यापन सहित कई प्रशासनिक स्तरों के माध्यम से सत्यापित किया जाता है। प्रत्येक विषय के लिए स्कोर इन संकेतकों से 0-100 के पैमाने पर प्राप्त किया जाता है, जो बदले में समग्र पीएआई स्कोर (0-100) निर्धारित करता है, जिसके आधार पर पंचायतों को तुलना के लिए पांच श्रेणियों में वर्गीकृत किया जाता है।



पंचायत विकास सूचकांक (पीएआई) 2.0 (वित्त वर्ष 2023-24) को सांख्यिकी और कार्यक्रम कार्यान्वयन मंत्रालय (एमओएसपीआई) के राष्ट्रीय संकेतक ढांचे (एनआईएफ) के अनुरूप सतत विकास लक्ष्यों (एलएसजीडी) के 9 विषयों में 153 विशिष्ट डेटा बिंदुओं से युक्त 112 विशिष्ट स्थानीय संकेतकों के आधार पर संकलित किया गया है। पीएआई सहभागी, जमीनी स्तर के विकास के माध्यम से एसडीजी 2030 एजेंडा को प्राप्त करने के लिए भारत की प्रतिबद्धता को दर्शाता है। विभिन्न ग्राम पंचायतों/ग्राम पंचायतों के समकक्षों द्वारा प्राप्त पीएआई स्कोर और विषयगत स्कोर के आधार पर, इन ग्राम पंचायतों को प्रदर्शन की श्रेणियों में वर्गीकृत किया गया है: **अचीवर (90+)**, **फ्रंट रनर (75 से 90 से कम)**, **परफॉर्मर (60 से 75 से कम)**, **एस्पिरेंट (40 से 60 से कम)** और **बीगिनर (40 से कम)**।

प्रदर्शन की श्रेणियाँ

समग्र अंकों के आधार पर, ग्राम पंचायतों/ग्राम पंचायतों के समकक्ष निकायों को पांच श्रेणियों में वर्गीकृत किया गया है:

ए+ (अचीवर)	ए (फ्रंट रनर)	बी (परफॉर्मर)	सी (एस्पिरेंट)	डी (बीगिनर)
90 और उससे अधिक	75 - 90 से कम	60 - 75 से कम	40 - 60 से कम	40 से कम
0	3,635	1,18,824	1,23,719	13,689

राज्य/ संघ राज्य क्षेत्रवार विवरण अनुलग्नक-क में दिए गए हैं।

पीएआई का प्रभाव और उपयोग

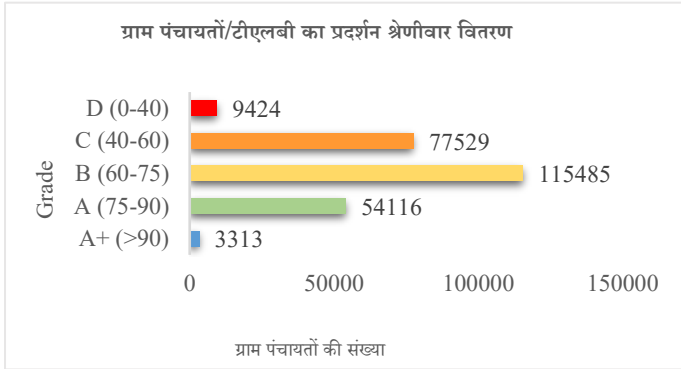
- राज्य विभिन्न स्तरों (ब्लॉक, जिला एवं राज्य स्तर) पर कार्यशालाओं के माध्यम से हितधारकों के बीच पीएआई स्कोर का सक्रिय रूप से प्रसारित कर रहे हैं।
- पंचायतें पारदर्शिता एवं जवाबदेही को बढ़ावा देने तथा नागरिक सहभागिता को प्रोत्साहित करने के उद्देश्य से अपने कार्यालयों के बाहर पीएआई स्कोरकार्ड प्रदर्शित कर रही हैं।
- ग्राम सभा की बैठकों में पीएआई स्कोर पर चर्चा कार्यसूची का एक नियमित बिंदु बन गई है।
- कुछ राज्य पंचायतों को अतिरिक्त संसाधनों के आवंटन हेतु पीएआई स्कोर का उपयोग कर रहे हैं।
- पीएआई अनेक राज्यों में साक्ष्य-आधारित योजना निर्माण के लिए एक महत्वपूर्ण उपकरण के रूप में कार्य कर रहा है। यह ग्राम पंचायतों को अपनी ग्राम पंचायत विकास योजनाओं (GPDPs) में प्राथमिकता वाले क्षेत्रों की पहचान एवं निर्धारण करने में सहायता करता है।
- उच्च प्रदर्शन करने वाली ग्राम पंचायतों को पंचायत लर्निंग सेंटर के रूप में विकसित किया जा रहा है। पंचायती राज संस्थाओं (PRIs) के लिए इन उत्कृष्ट प्रदर्शन करने वाली पंचायतों के अध्ययन भ्रमण (Exposure Visits) आयोजित किए जा रहे हैं।
- कई राज्य पीएआई प्रदर्शन को मान्यता एवं पुरस्कारों से भी जोड़ रहे हैं।

विषयगत स्कोर के निष्कर्ष

शीर्ष प्रदर्शन करने वाले विषय



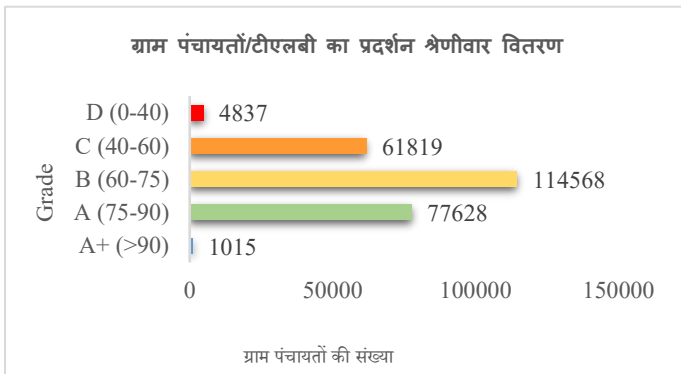
विषय 1 - गरीबी मुक्त और उन्नत आजीविका वाली पंचायत



देश भर में **कुल 3,313** ग्राम पंचायतों (जीपी)/टीएलबी ने ए+ ग्रेड प्राप्त किया है, जो गरीबी उन्मूलन और आजीविका सृजन के महत्वपूर्ण प्रदर्शन मानकों को दर्शाता है।



विषय 2 - स्वस्थ पंचायत

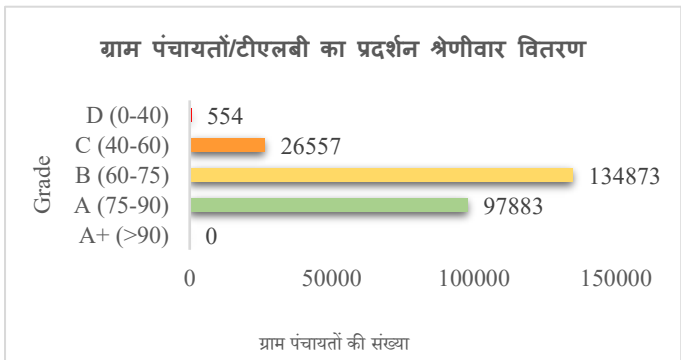


विषय 2 के अंतर्गत **कुल 1,015 ए+** ग्रेड ग्राम पंचायतों/टीएलबी स्वस्थ जीवन स्थितियों को बढ़ावा देने में अनुकरणीय उपलब्धि का प्रतिनिधित्व करती हैं। इन पंचायतों ने निवारक स्वास्थ्य देखभाल, पोषण जागरूकता, स्वच्छता प्रथाओं और सामुदायिक सहभागिता में मजबूत परिणाम प्रदर्शित किए हैं।

औसत प्रदर्शन करने वाले विषय



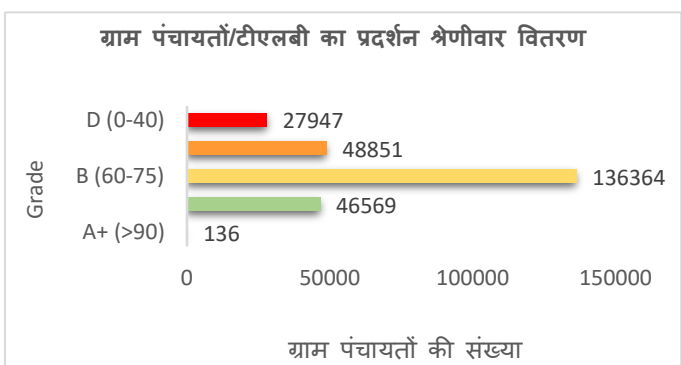
विषय 7: सामाजिक रूप से न्यायपूर्ण और सामाजिक रूप से संरक्षित पंचायत



ए और बी श्रेणियों में क्रमशः **97,883 और 1,34,873** ग्राम पंचायतों/टीएलबी की सघनता समावेशी शासन और सामाजिक न्याय के लिए प्रमुख संस्थाओं के रूप में पंचायतों की भूमिका को मजबूत करने में महत्वपूर्ण उपलब्धियों को प्रतिबिंब करती है।



विषय 8: सुशासन वाली पंचायत



ग्राम पंचायतों/टीएलबी की सबसे बड़ी संख्या **1,36,364 बी ग्रेड (60-75)** श्रेणी के अंतर्गत आती है, जो प्रमुख शासन और विकास संकेतकों में स्थिर और संतोषजनक प्रदर्शन को दर्शाती है।

अनुलग्नक क

पीएआई v.2.0 वित्त वर्ष 2023-24 के ग्रेड्स में वर्गीकृत जीपी/जीपी के समकक्ष राज्य/संघ राज्य क्षेत्र -वार संख्या							
क्र.सं.	राज्य/संघ राज्य क्षेत्र	जीपी/जीपी के समकक्ष की संख्या	जीपी द्वारा प्रस्तुत डेटा की संख्या*	A	B	C	D
1	अंडमान और निकोबार	70	70	0	21	49	0
2	आंध्र प्रदेश	13310	13310	591	10178	2468	73
3	अरुणाचल प्रदेश	2108	2108	0	72	1718	318
4	असम	2192	2192	25	1209	884	74
5	बिहार	8053	8053	2	771	6862	418
6	छत्तीसगढ़	11643	11643	30	3936	5941	1736
7	गुजरात	14534	14534	75	11963	2471	25
8	गोवा	191	188	0	80	107	1
9	हरियाणा	6225	6225	7	3342	2779	97
10	हिमाचल प्रदेश	3615	3615	1	1706	1828	80
11	जम्मू एवं कश्मीर	4291	4291	1	1459	2792	39
12	झारखंड	4345	4345	6	1993	2311	35
13	कर्नाटक	5946	5946	36	3707	2172	31
14	केरल	941	941	95	840	6	0
15	लद्दाख	193	193	0	62	129	2
16	लक्षद्वीप	10	10	0	5	5	0
17	मध्य प्रदेश	23011	23011	33	11154	11514	310
18	महाराष्ट्र	27894	27894	315	10049	16909	621
19	मणिपुर	3041	3041	0	57	1231	1753
20	मेघालय	6859	3069	0	18	2292	759
21	नागालैंड	1277	1277	0	33	1040	204
22	मिजोरम	840	840	34	549	253	4
23	ओडिशा	6794	6794	555	4566	1627	46
24	पुदुच्चेरी	108	108	0	77	31	0
25	पंजाब	13233	13233	1	3275	9464	493
26	राजस्थान	11037	11037	8	5437	5389	203
27	सिक्किम	199	199	1	163	35	0
28	तमिलनाडु	12482	12482	197	10520	1746	19
29	तेलंगाना	12556	12556	624	10056	1853	23
30	दादरा और नगर हवेली एवं दमन और दीव	42	42	1	29	12	0
31	त्रिपुरा	1176	1176	943	233	0	0
32	उत्तराखंड	7766	7766	3	2359	5203	201
33	उत्तर प्रदेश	57678	57678	51	18905	32598	6124
34	पश्चिम बंगाल*	3339	0				
	कुल	266999	259867	3635	118824	123719	13689

कोई भी ग्राम पंचायत/जीपी के समकक्ष ग्रेड A+ श्रेणी में नहीं आती है।

उन ग्राम पंचायतों (GPs) की संख्या, जिनका डेटा राज्य/संघ राज्य क्षेत्र द्वारा सत्यापन के बाद पीएआई पोर्टल पर प्रस्तुत किया गया है*

* पश्चिम बंगाल पीएआई 2.0 की प्रक्रिया में शामिल नहीं हुआ है।

राज्यवार झलक

PAI 2.0 में भाग लेने वाले सभी राज्यों की प्रगति निम्नलिखित पृष्ठों में दर्शाई गई है।

Andaman And Nicobar Islands

Union Territory Profile

Total No. of Districts	Total No. of Blocks	Total No. of GPs/TLBs	Total No. of GPs/TLBs Onboarded
3	7	70	70

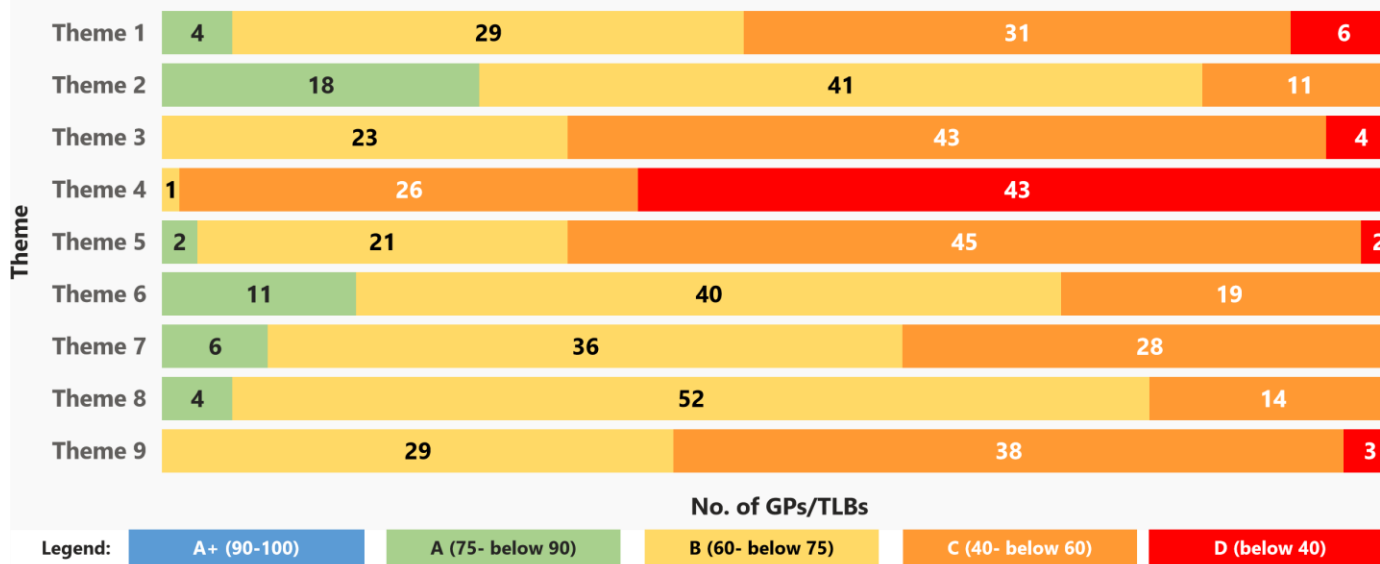
Best Performing GP/TLB in Andaman And Nicobar Islands



Overall Number of GPs/TLBs by Grade



Thematic Distribution of GPs/TLBs by Grade



Theme Wise Best performing Gram Panchayats/Traditional Local Bodies

Theme Name	GP/TLB	Block	District	Thematic Score	Thematic Grade
T1 - Poverty Free and Enhanced Livelihoods Panchayat	Guptapara	Ferrargunj	South Andamans	85.67	A
T2 - Healthy Panchayat	Rangat	Rangat	North And Middle Andaman	85.84	A
T3 - Child Friendly Panchayat	Sabri	Rangat	North And Middle Andaman	73.16	B
T4 - Water Sufficient Panchayat	Stewartgunj	Ferrargunj	South Andamans	65.76	B
T5 - Clean and Green Panchayat	Rabindranagar	Little Andaman	South Andamans	75.83	A
T6 - Self-sufficient Infrastructure in Panchayat	Wandoor	Ferrargunj	South Andamans	82.34	A
T7 - Socially Just and Socially Secured Panchayat	Vivekanandapur	Little Andaman	South Andamans	77.75	A
T8 - Panchayat with Good Governance	Beodnabad	Prothrapur	South Andamans	82.08	A
T9 - Women Friendly Panchayat	Bakultala	Rangat	North And Middle Andaman	69.54	B

State Profile

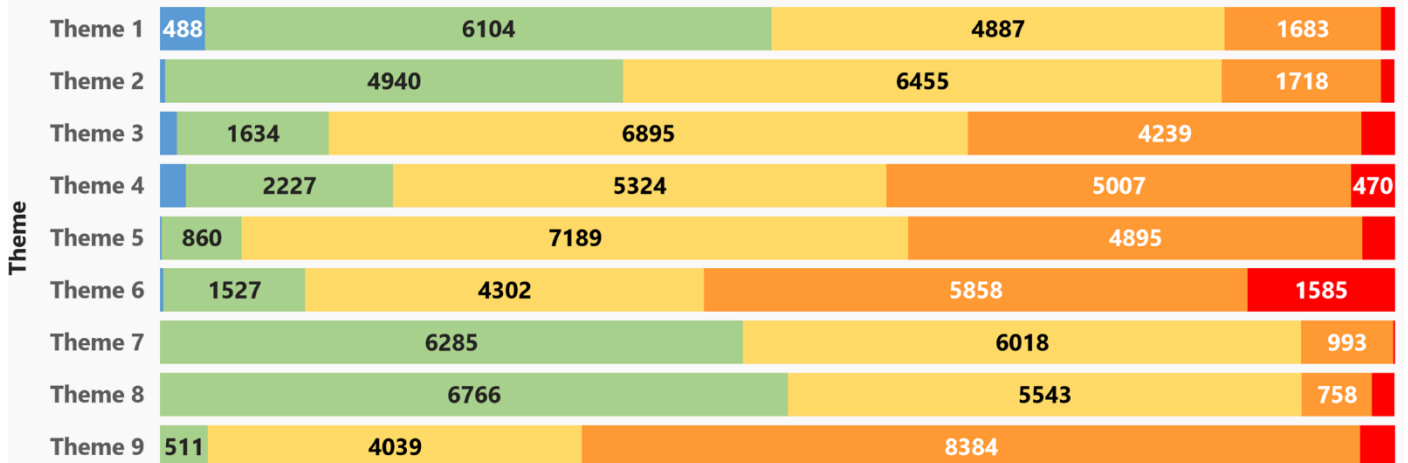
Total No. of Districts	Total No. of Blocks	Total No. of GPs/TLBs	Total No. of GPs/TLBs Onboarded
26	645	13310	13310

Best Performing GP/TLB in Andhra Pradesh

Overall Number of GPs/TLBs by Grade



Thematic Distribution of GPs/TLBs by Grade



No. of GPs/TLBs



Theme Wise Best performing Gram Panchayats/Traditional Local Bodies

Theme Name	GP/TLB	Block	District	Thematic Score	Thematic Grade
T1 - Poverty Free and Enhanced Livelihoods Panchayat	Chemmullapalli	Khajipet	Y.S.R.	97.14	A+
T2 - Healthy Panchayat	Pandrapadu	Kakumanu	Guntur	91.33	A+
T3 - Child Friendly Panchayat	Kachavaram	Karempudi	Palnadu	96.67	A+
T4 - Water Sufficient Panchayat	Yepiligunta	Marripadu	Spsr Nellore	95.00	A+
T5 - Clean and Green Panchayat	Thoopalli	Gandlapenta	Sri Sathya Sai	94.03	A+
T6 - Self-sufficient Infrastructure in Panchayat	Gundamala	Kotha Patnam	Prakasam	92.50	A+
T7 - Socially Just and Socially Secured Panchayat	Savaragudem	Gannavaram	Krishna	88.80	A
T8 - Panchayat with Good Governance	C.Reddy Gari Palle	Rompicherla	Chittoor	90.16	A+
T9 - Women Friendly Panchayat	Durgi	Durgi	Palnadu	92.92	A+

State Profile

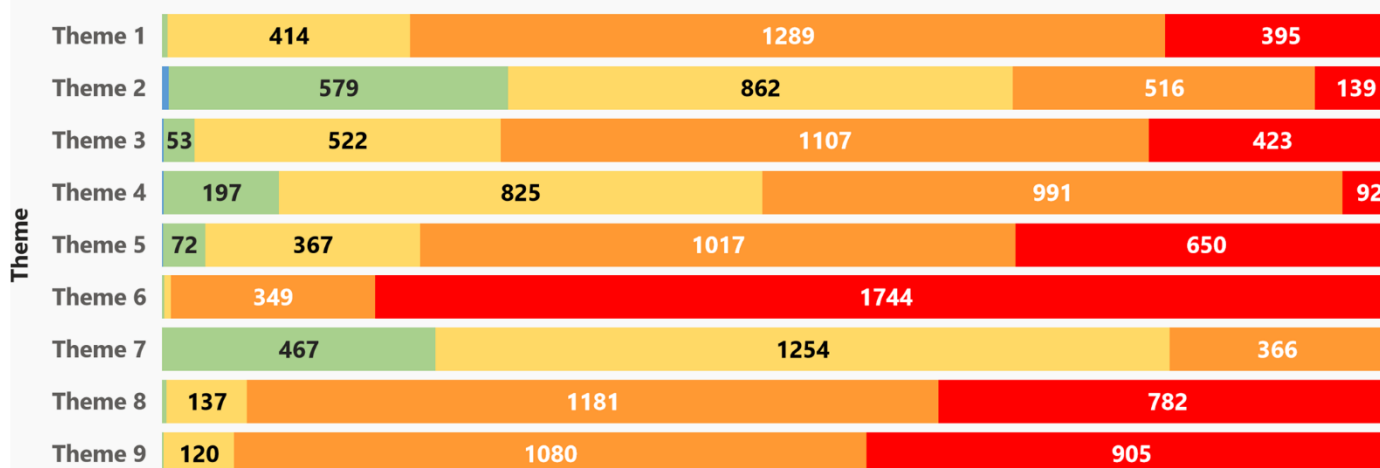
Total No. of Districts	Total No. of Blocks	Total No. of GPs/TLBs	Total No. of GPs/TLBs Onboarded
25	117	2108	2108

Best Performing GP/TLB in Arunachal Pradesh

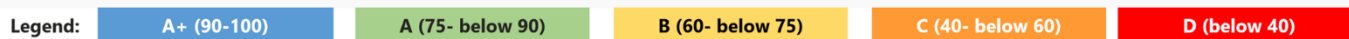
Overall Number of GPs/TLBs by Grade



Thematic Distribution of GPs/TLBs by Grade



No. of GPs/TLBs



Theme Wise Best performing Gram Panchayats/Traditional Local Bodies

Theme Name	GP/TLB	Block	District	Thematic Score	Thematic Grade
T1 - Poverty Free and Enhanced Livelihoods Panchayat	Pangin-I	Pangin	Siang	79.88	A
T2 - Healthy Panchayat	Pam	Ramli Bango	Lower Siang	91.33	A+
T3 - Child Friendly Panchayat	Nafra East	Nafra	West Kameng	92.50	A+
T4 - Water Sufficient Panchayat	Jeru	Geku	Upper Siang	94.44	A+
T5 - Clean and Green Panchayat	Sika Bamin-li	Ruksin	East Siang	92.50	A+
T6 - Self-sufficient Infrastructure in Panchayat	Kallek	Pangin	Siang	83.75	A
T7 - Socially Just and Socially Secured Panchayat	Bindo-Maling	Gangte	Kra Daadi	87.92	A
T8 - Panchayat with Good Governance	Yemsing	Pangin	Siang	75.22	A
T9 - Women Friendly Panchayat	West Puniyo(Myoli)	Hong-Hari	Lower Subansiri	77.08	A

State Profile

Total No. of Districts	Total No. of Blocks	Total No. of GPs/TLBs	Total No. of GPs/TLBs Onboarded
27	181	2192	2192

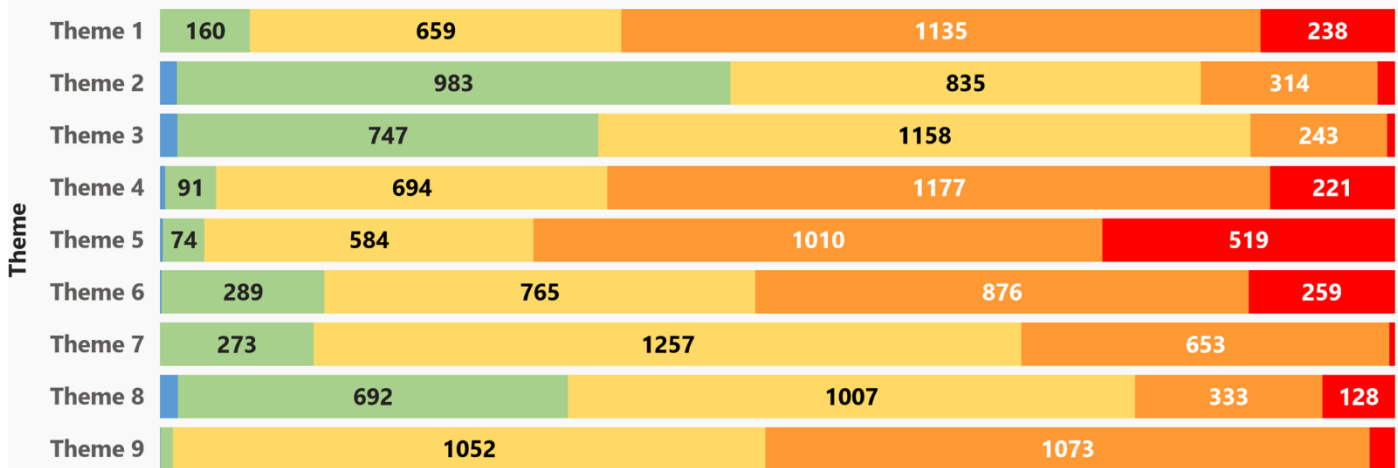
Best Performing GP/TLB in Assam



Overall Number of GPs/TLBs by Grade



Thematic Distribution of GPs/TLBs by Grade



No. of GPs/TLBs



Theme Wise Best performing Gram Panchayats/Traditional Local Bodies

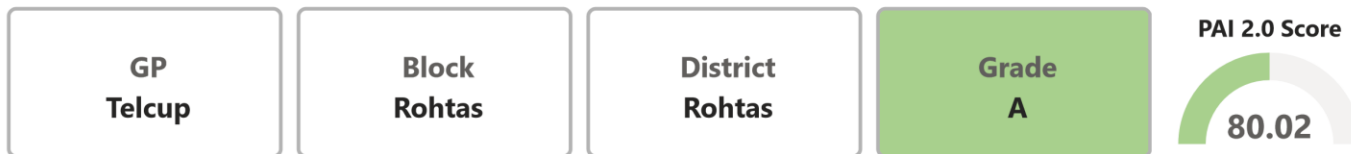
Theme Name	GP/TLB	Block	District	Thematic Score	Thematic Grade
T1 - Poverty Free and Enhanced Livelihoods Panchayat	Upahupara	Pachim-Mangaldai	Darrang	87.50	A
T2 - Healthy Panchayat	Sirajuli	Dhekiajuli	Sonitpur	91.33	A+
T3 - Child Friendly Panchayat	Borchalla	Amguri	Sivasagar	95.28	A+
T4 - Water Sufficient Panchayat	New Napam	Gabhoru	Sonitpur	92.50	A+
T5 - Clean and Green Panchayat	Jumarmur	Kathiatoli	Nagaon	95.00	A+
T6 - Self-sufficient Infrastructure in Panchayat	New Napam	Gabhoru	Sonitpur	91.43	A+
T7 - Socially Just and Socially Secured Panchayat	Morongi	Morongi	Golaghat	88.32	A
T8 - Panchayat with Good Governance	Sagarkuchi Bistupur	Ghograpar	Nalbari	100.00	A+
T9 - Women Friendly Panchayat	New Napam	Gabhoru	Sonitpur	90.08	A+

Bihar

State Profile

Total No. of Districts	Total No. of Blocks	Total No. of GPs/TLBs	Total No. of GPs/TLBs Onboarded
38	520	8053	8053

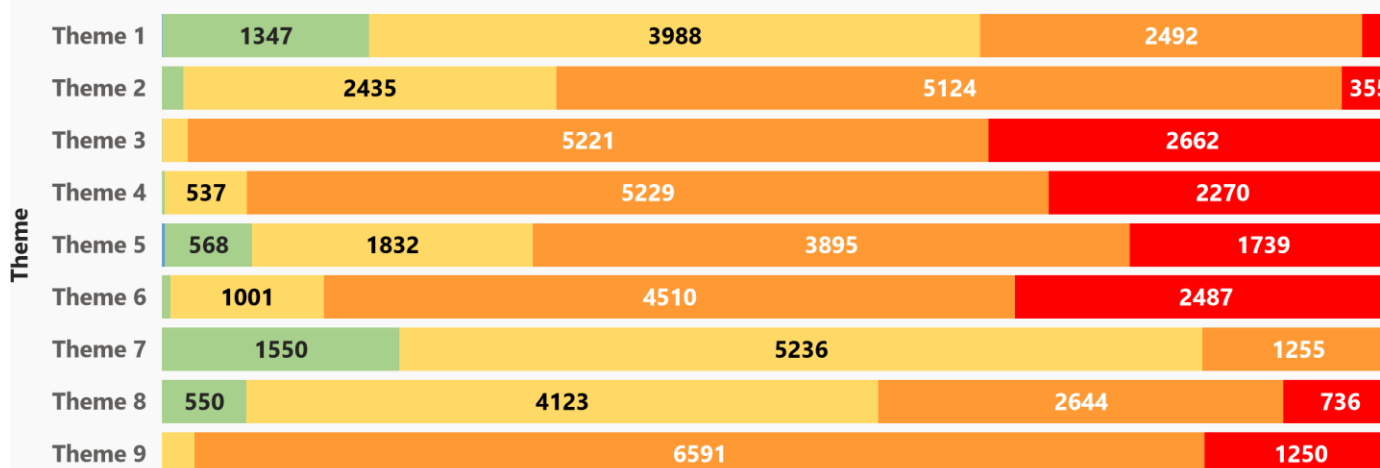
Best Performing GP/TLB in Bihar



Overall Number of GPs/TLBs by Grade



Thematic Distribution of GPs/TLBs by Grade



No. of GPs/TLBs



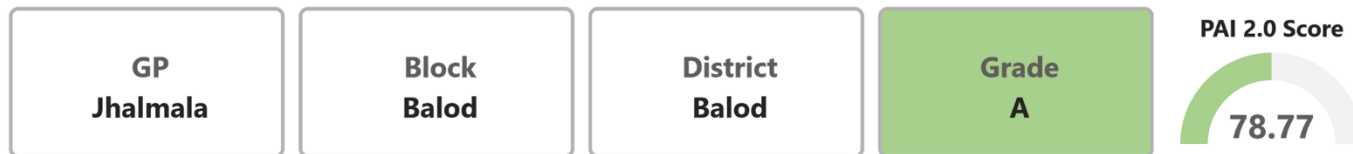
Theme Wise Best performing Gram Panchayats/Traditional Local Bodies

Theme Name	GP/TLB	Block	District	Thematic Score	Thematic Grade
T1 - Poverty Free and Enhanced Livelihoods Panchayat	Amba North	Piprahi	Sheohar	92.72	A+
T2 - Healthy Panchayat	Khalawa	Nautan	Siwan	89.03	A
T3 - Child Friendly Panchayat	Dumri Bhagarawa	Piprasi	Pashchim Champaran	83.14	A
T4 - Water Sufficient Panchayat	Piprasi	Piprasi	Pashchim Champaran	94.00	A+
T5 - Clean and Green Panchayat	Dullahpur	Simri	Buxar	94.24	A+
T6 - Self-sufficient Infrastructure in Panchayat	Jajuar Middle	Katra	Muzaffarpur	85.63	A
T7 - Socially Just and Socially Secured Panchayat	Bahera	Banka	Banka	88.23	A
T8 - Panchayat with Good Governance	Samohta	Rohtas	Rohtas	87.14	A
T9 - Women Friendly Panchayat	Gaura-1	Teghra	Begusarai	75.15	A

State Profile

Total No. of Districts	Total No. of Blocks	Total No. of GPs/TLBs	Total No. of GPs/TLBs Onboarded
33	145	11643	11643

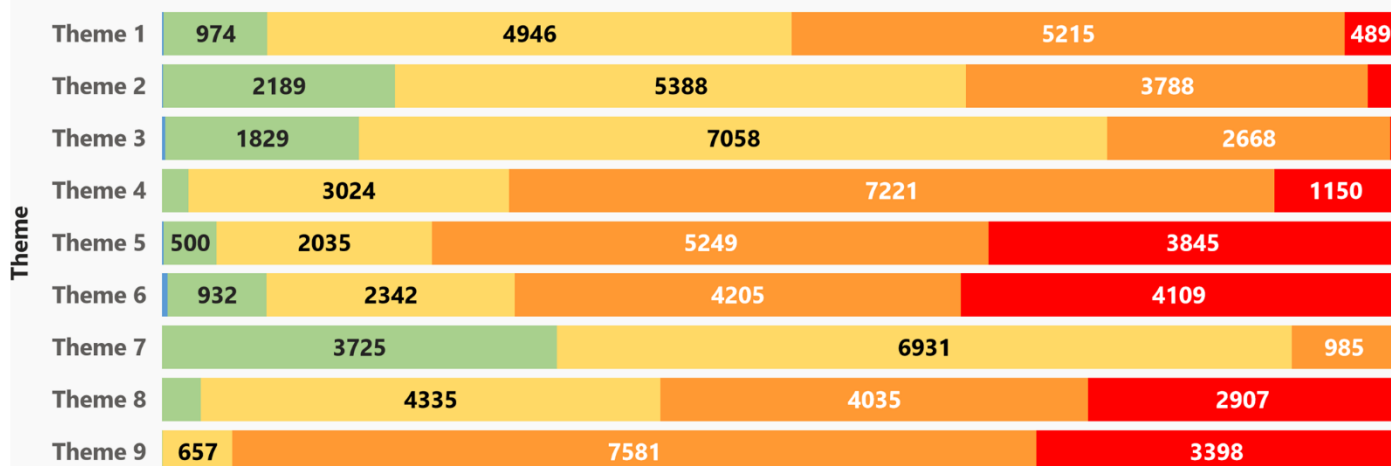
Best Performing GP/TLB in Chhattisgarh



Overall Number of GPs/TLBs by Grade



Thematic Distribution of GPs/TLBs by Grade



No. of GPs/TLBs



Theme Wise Best performing Gram Panchayats/Traditional Local Bodies

Theme Name	GP/TLB	Block	District	Thematic Score	Thematic Grade
T1 - Poverty Free and Enhanced Livelihoods Panchayat	Mandraud	Kurud	Dhamtari	94.48	A+
T2 - Healthy Panchayat	Khamhariya	Dhamtari	Dhamtari	91.33	A+
T3 - Child Friendly Panchayat	Kachiya	Wadrafanagar	Balrampur	95.71	A+
T4 - Water Sufficient Panchayat	Borgahan F	Gunderdehi	Balod	90.71	A+
T5 - Clean and Green Panchayat	Sardih	Bagicha	Jashpur	95.00	A+
T6 - Self-sufficient Infrastructure in Panchayat	Vinayakpur	Durg	Durg	92.22	A+
T7 - Socially Just and Socially Secured Panchayat	Baihakapa	Mungeli	Mungeli	88.61	A
T8 - Panchayat with Good Governance	Raikot	Tokapal	Bastar	89.47	A
T9 - Women Friendly Panchayat	Parmalkasa	Rajnandgaon	Rajnandgaon	84.42	A

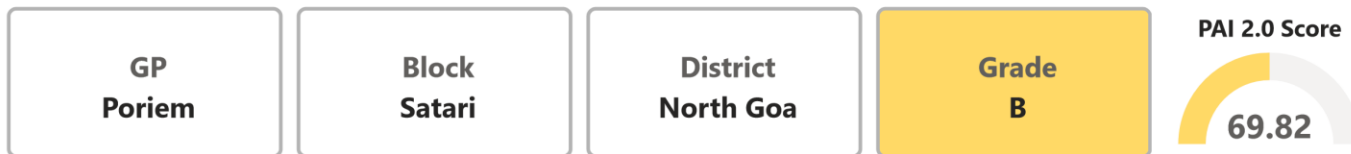
Goa



State Profile

Total No. of Districts	Total No. of Blocks	Total No. of GPs/TLBs	Total No. of GPs/TLBs Onboarded
2	12	191	188

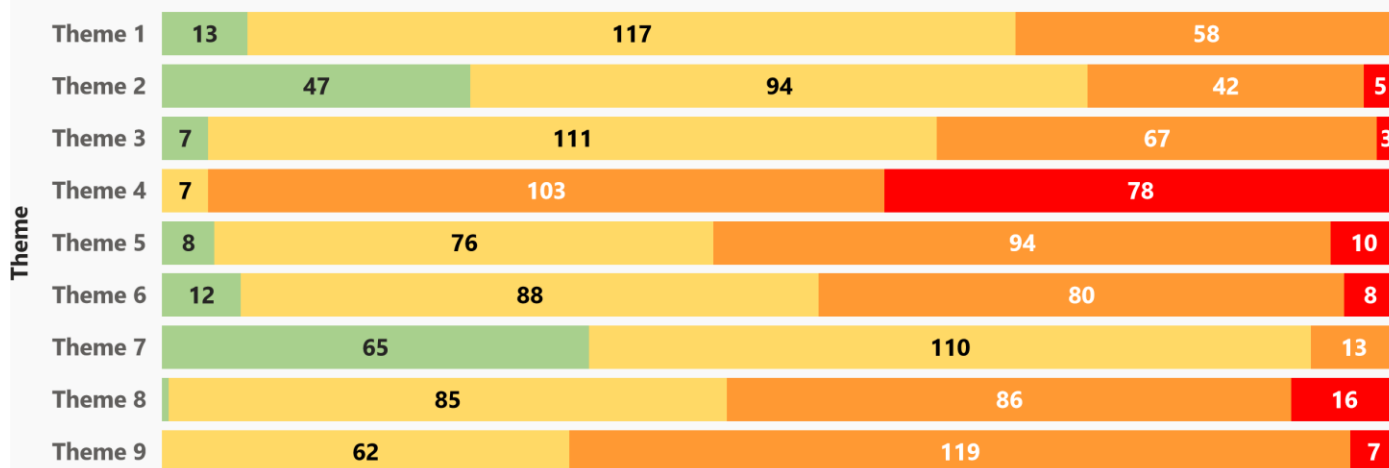
Best Performing GP/TLB in Goa



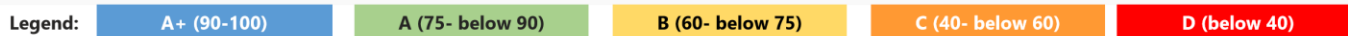
Overall Number of GPs/TLBs by Grade



Thematic Distribution of GPs/TLBs by Grade



No. of GPs/TLBs



Theme Wise Best performing Gram Panchayats/Traditional Local Bodies

Theme Name	GP/TLB	Block	District	Thematic Score	Thematic Grade
T1 - Poverty Free and Enhanced Livelihoods Panchayat	Borim	Ponda	South Goa	87.51	A
T2 - Healthy Panchayat	Birondem	Satari	North Goa	85.84	A
T3 - Child Friendly Panchayat	Casnem, Amberem, Porosco dem	Pernem	North Goa	82.40	A
T4 - Water Sufficient Panchayat	Agarwada Chopdem	Pernem	North Goa	69.62	B
T5 - Clean and Green Panchayat	Thivim	Bardez	North Goa	85.00	A
T6 - Self-sufficient Infrastructure in Panchayat	Keri Terecol	Pernem	North Goa	85.93	A
T7 - Socially Just and Socially Secured Panchayat	Rachol	Salcete	South Goa	87.33	A
T8 - Panchayat with Good Governance	Quela	Ponda	South Goa	77.17	A
T9 - Women Friendly Panchayat	Chinchinim-Deussa	Salcete	South Goa	74.41	B

State Profile

Total No. of Districts	Total No. of Blocks	Total No. of GPs/TLBs	Total No. of GPs/TLBs Onboarded
33	244	14534	14534

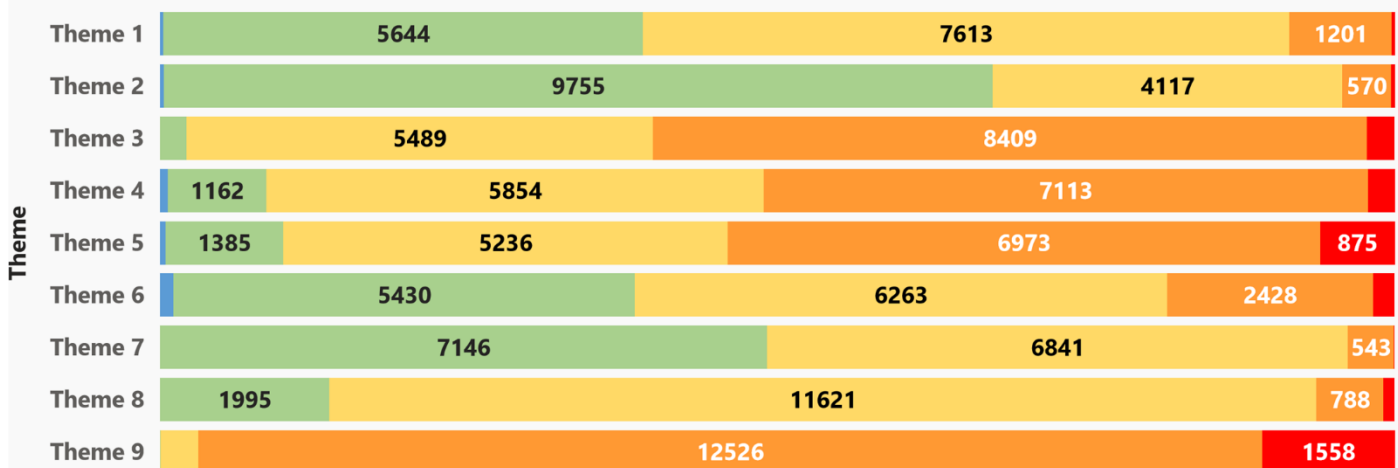
Best Performing GP/TLB in Gujarat



Overall Number of GPs/TLBs by Grade



Thematic Distribution of GPs/TLBs by Grade



No. of GPs/TLBs



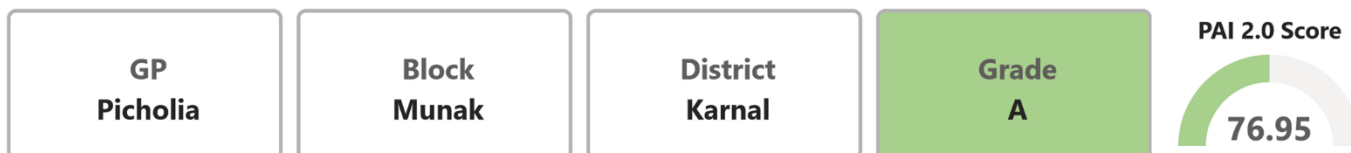
Theme Wise Best performing Gram Panchayats/Traditional Local Bodies

Theme Name	GP/TLB	Block	District	Thematic Score	Thematic Grade
T1 - Poverty Free and Enhanced Livelihoods Panchayat	Kunvadara	Mansa	Gandhinagar	96.12	A+
T2 - Healthy Panchayat	Lumbha	Patan Veraval	Gir Somnath	91.33	A+
T3 - Child Friendly Panchayat	Nani Undoth	Mandvi	Kachchh	91.92	A+
T4 - Water Sufficient Panchayat	Guru Nagar	Palanpur	Banas Kantha	95.00	A+
T5 - Clean and Green Panchayat	Motameda	Dhanera	Banas Kantha	95.50	A+
T6 - Self-sufficient Infrastructure in Panchayat	Nandawala	Valsad	Valsad	92.50	A+
T7 - Socially Just and Socially Secured Panchayat	Kharvan	Mahuva	Surat	88.23	A
T8 - Panchayat with Good Governance	Ashipura	Umreth	Anand	89.25	A
T9 - Women Friendly Panchayat	Rajsthali	Dhari	Amreli	79.01	A

State Profile

Total No. of Districts	Total No. of Blocks	Total No. of GPs/TLBs	Total No. of GPs/TLBs Onboarded
22	141	6225	6225

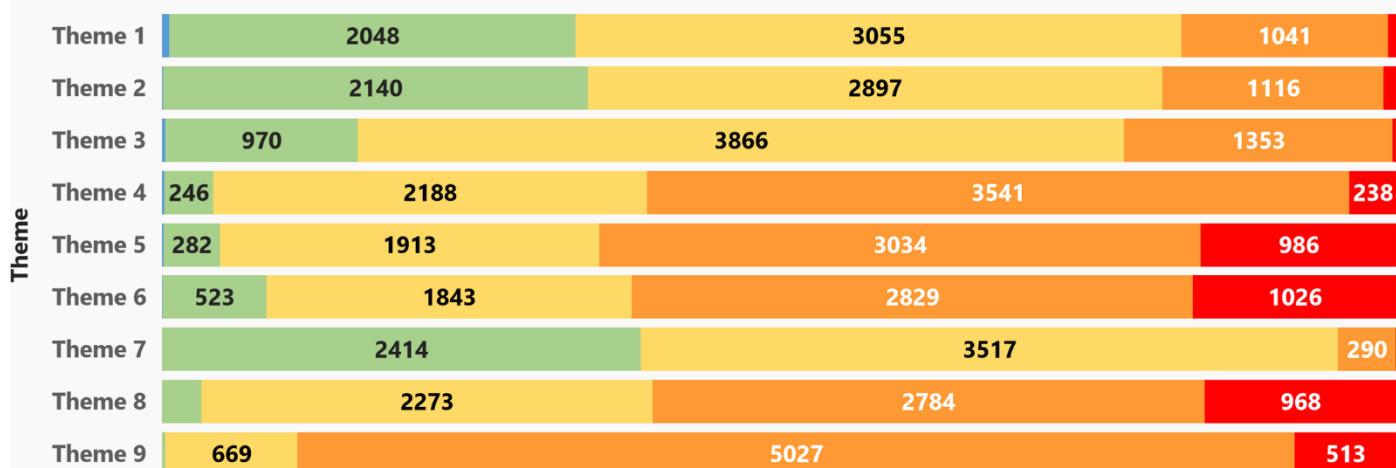
Best Performing GP/TLB in Haryana



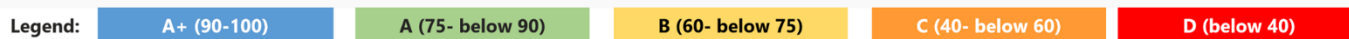
Overall Number of GPs/TLBs by Grade



Thematic Distribution of GPs/TLBs by Grade



No. of GPs/TLBs



Theme Wise Best performing Gram Panchayats/Traditional Local Bodies

Theme Name	GP/TLB	Block	District	Thematic Score	Thematic Grade
T1 - Poverty Free and Enhanced Livelihoods Panchayat	Sanpera	Murthal	Sonipat	96.63	A+
T2 - Healthy Panchayat	Behbalpur	Raipur Rani	Panchkula	90.96	A+
T3 - Child Friendly Panchayat	Siwan Majra	Barara	Ambala	96.17	A+
T4 - Water Sufficient Panchayat	Tehi	Saraswati Nagar	Yamunanagar	95.00	A+
T5 - Clean and Green Panchayat	Dhani Sheran	Ellenabad	Sirsa	95.71	A+
T6 - Self-sufficient Infrastructure in Panchayat	Dhani Raipur	Hisar-I	Hisar	92.00	A+
T7 - Socially Just and Socially Secured Panchayat	Agondh	Guhla	Kaithal	88.15	A
T8 - Panchayat with Good Governance	Kakrala Kuchiyan	Siwan	Kaithal	92.86	A+
T9 - Women Friendly Panchayat	Darwa Majri	Jagadhri	Yamunanagar	92.63	A+

State Profile

Total No. of Districts	Total No. of Blocks	Total No. of GPs/TLBs	Total No. of GPs/TLBs Onboarded
12	88	3615	3615

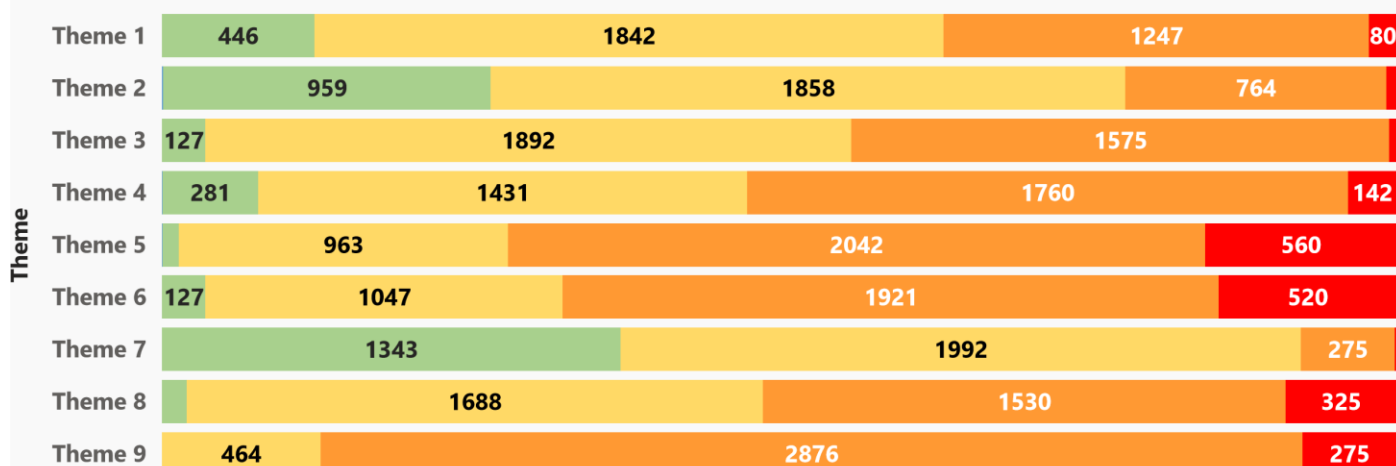
Best Performing GP/TLB in Himachal Pradesh



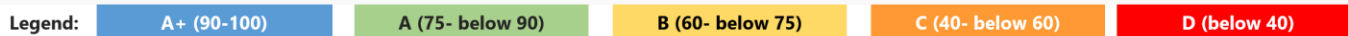
Overall Number of GPs/TLBs by Grade



Thematic Distribution of GPs/TLBs by Grade



No. of GPs/TLBs



Theme Wise Best performing Gram Panchayats/Traditional Local Bodies

Theme Name	GP/TLB	Block	District	Thematic Score	Thematic Grade
T1 - Poverty Free and Enhanced Livelihoods Panchayat	Pooh	Pooh	Kinnaur	89.95	A
T2 - Healthy Panchayat	Beral	Kunihar	Solan	91.33	A+
T3 - Child Friendly Panchayat	Deuri Dhar	Banjar	Kullu	84.85	A
T4 - Water Sufficient Panchayat	Grahan	Kullu	Kullu	95.00	A+
T5 - Clean and Green Panchayat	Lohardi	Balh	Mandi	95.00	A+
T6 - Self-sufficient Infrastructure in Panchayat	Chururu	Amb	Una	86.67	A
T7 - Socially Just and Socially Secured Panchayat	Shansha	Lahaul	Lahul And Spiti	88.82	A
T8 - Panchayat with Good Governance	Khilian	Nalagarh	Solan	83.19	A
T9 - Women Friendly Panchayat	Rajehad	Bajjnath	Kangra	74.49	B

Union Territory Profile

Total No. of Districts	Total No. of Blocks	Total No. of GPs/TLBs	Total No. of GPs/TLBs Onboarded
20	280	4291	4291

Best Performing GP/TLB in Jammu And Kashmir

GP
Gund Jehangir

Block
Naidkhay

District
Bandipora

Grade
A

PAI 2.0 Score

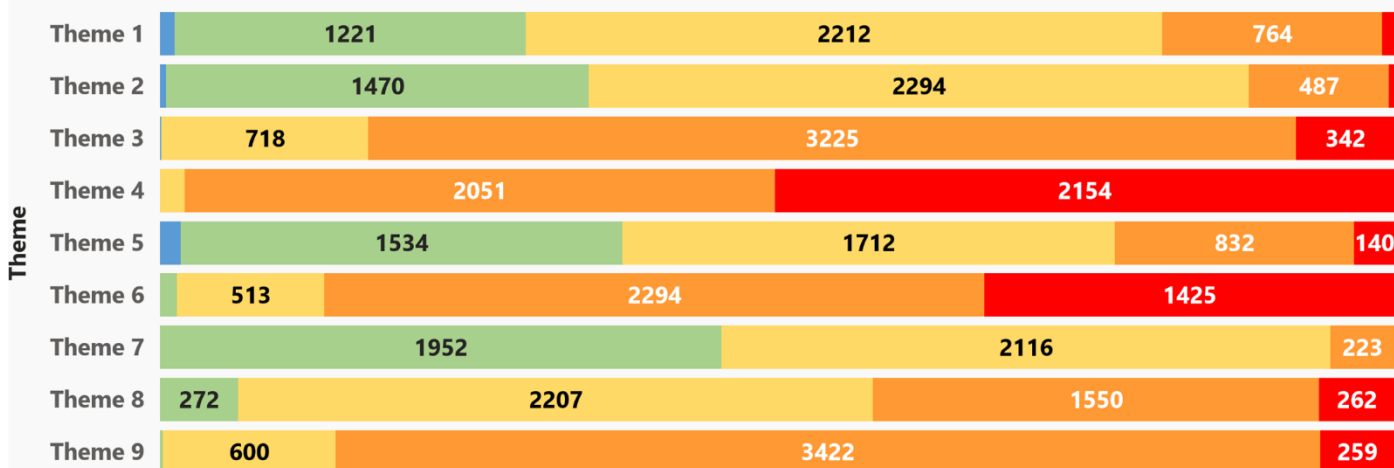


75.59

Overall Number of GPs/TLBs by Grade



Thematic Distribution of GPs/TLBs by Grade



No. of GPs/TLBs



Theme Wise Best performing Gram Panchayats/Traditional Local Bodies

Theme Name	GP/TLB	Block	District	Thematic Score	Thematic Grade
T1 - Poverty Free and Enhanced Livelihoods Panchayat	Shallabugh-A	Sherpathri	Ganderbal	97.00	A+
T2 - Healthy Panchayat	Ashmuuji-B	Qaimoh	Kulgam	91.19	A+
T3 - Child Friendly Panchayat	Yarkah A	D.H. Pora	Kulgam	94.00	A+
T4 - Water Sufficient Panchayat	Shankarpora	Shahabad	Anantnag	73.16	B
T5 - Clean and Green Panchayat	Waripora	D.H. Pora	Kulgam	95.00	A+
T6 - Self-sufficient Infrastructure in Panchayat	Pohru A	B.K. Pora	Budgam	86.25	A
T7 - Socially Just and Socially Secured Panchayat	Lamberi Lower	Lamberi	Rajouri	88.46	A
T8 - Panchayat with Good Governance	Thayan B	Kalarooch	Kupwara	85.65	A
T9 - Women Friendly Panchayat	Bakhipora	Rafiabad	Baramulla	82.12	A

State Profile

Total No. of Districts	Total No. of Blocks	Total No. of GPs/TLBs	Total No. of GPs/TLBs Onboarded
24	260	4345	4345

Best Performing GP/TLB in Jharkhand

GP
Narayanpur

Block
Gamharia

District
Saraikela
Kharsawan

Grade
A

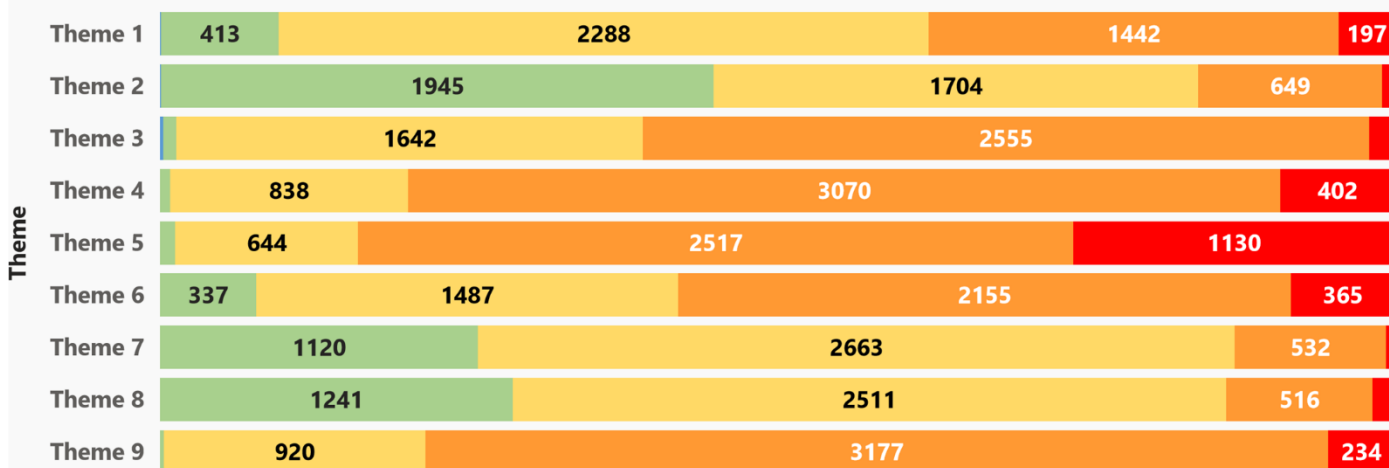
PAI 2.0 Score

77.20

Overall Number of GPs/TLBs by Grade



Thematic Distribution of GPs/TLBs by Grade



No. of GPs/TLBs



Theme Wise Best performing Gram Panchayats/Traditional Local Bodies

Theme Name	GP/TLB	Block	District	Thematic Score	Thematic Grade
T1 - Poverty Free and Enhanced Livelihoods Panchayat	Religarha West	Dadi	Hazaribagh	96.25	A+
T2 - Healthy Panchayat	Giddi B	Dadi	Hazaribagh	91.21	A+
T3 - Child Friendly Panchayat	Moubhandar (East)	Ghatshila	East Singhbhum	94.00	A+
T4 - Water Sufficient Panchayat	Narayanpur	Gamharia	Saraikela Kharsawan	91.24	A+
T5 - Clean and Green Panchayat	Angwali South	Peterwar	Bokaro	92.48	A+
T6 - Self-sufficient Infrastructure in Panchayat	Jainagar East	Jainagar	Koderma	91.88	A+
T7 - Socially Just and Socially Secured Panchayat	Meerpur	Shaligram Ram Narayanpur Alias Hunterganj	Chatra	86.92	A
T8 - Panchayat with Good Governance	Kanko	Chandwara	Koderma	87.80	A
T9 - Women Friendly Panchayat	Pihara Pashchimi Bhag	Gawan	Giridih	81.91	A

State Profile

Total No. of Districts	Total No. of Blocks	Total No. of GPs/TLBs	Total No. of GPs/TLBs Onboarded
31	237	5946	5946

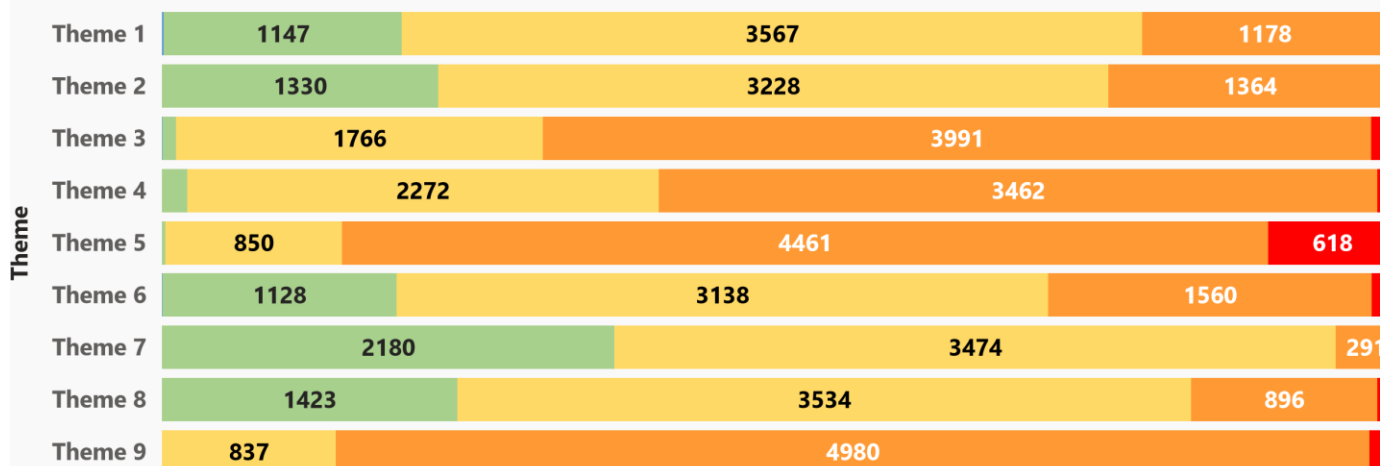
Best Performing GP/TLB in Karnataka



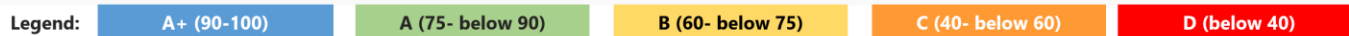
Overall Number of GPs/TLBs by Grade



Thematic Distribution of GPs/TLBs by Grade



No. of GPs/TLBs



Theme Wise Best performing Gram Panchayats/Traditional Local Bodies

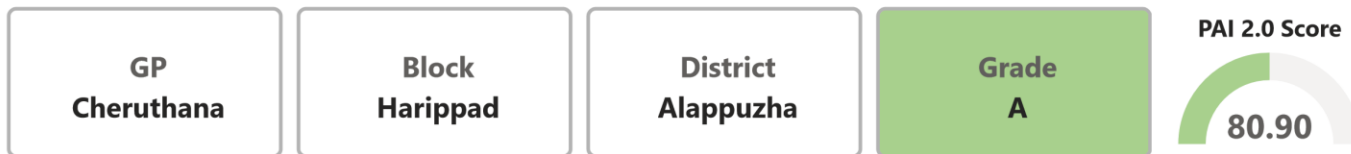
Theme Name	GP/TLB	Block	District	Thematic Score	Thematic Grade
T1 - Poverty Free and Enhanced Livelihoods Panchayat	Mudradi	Hebri	Udupi	92.57	A+
T2 - Healthy Panchayat	Hallihole	Bainduru	Udupi	89.47	A
T3 - Child Friendly Panchayat	Kannamangala	Bengaluru East	Bengaluru Urban	91.84	A+
T4 - Water Sufficient Panchayat	Madamakki	Hebri	Udupi	85.83	A
T5 - Clean and Green Panchayat	Hudikeri	Ponnampet	Kodagu	81.41	A
T6 - Self-sufficient Infrastructure in Panchayat	Turanur	Ramdurg	Belagavi	90.39	A+
T7 - Socially Just and Socially Secured Panchayat	Halanayakanahalli	Bengaluru East	Bengaluru Urban	88.10	A
T8 - Panchayat with Good Governance	Ankali	Chikodi	Belagavi	89.35	A
T9 - Women Friendly Panchayat	Karje	Brahmavara	Udupi	71.10	B

Kerala

State Profile

Total No. of Districts	Total No. of Blocks	Total No. of GPs/TLBs	Total No. of GPs/TLBs Onboarded
14	152	941	941

Best Performing GP/TLB in Kerala



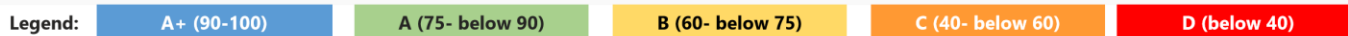
Overall Number of GPs/TLBs by Grade



Thematic Distribution of GPs/TLBs by Grade



No. of GPs/TLBs



Theme Wise Best performing Gram Panchayats/Traditional Local Bodies

Theme Name	GP/TLB	Block	District	Thematic Score	Thematic Grade
T1 - Poverty Free and Enhanced Livelihoods Panchayat	Kadalundi	Kozhikode	Kozhikode	90.08	A+
T2 - Healthy Panchayat	Niranam	Pulikeezhu	Pathanamthitta	90.62	A+
T3 - Child Friendly Panchayat	Ottor	Varkala	Thiruvananthapuram	89.19	A
T4 - Water Sufficient Panchayat	Thirupuram	Parassala	Thiruvananthapuram	86.88	A
T5 - Clean and Green Panchayat	Thrithala	Trithala	Palakkad	93.94	A+
T6 - Self-sufficient Infrastructure in Panchayat	Melukavu	Erattupetta	Kottayam	90.08	A+
T7 - Socially Just and Socially Secured Panchayat	Trippangottur	Kuthuparamba	Kannur	87.31	A
T8 - Panchayat with Good Governance	Kurumathur	Taliparamba	Kannur	90.70	A+
T9 - Women Friendly Panchayat	Kottukal	Athiyanoor	Thiruvananthapuram	78.94	A

Union Territory Profile

Total No. of Districts
2Total No. of Blocks
31Total No. of GPs
193Total No. of GPs Onboarded
193

Best Performing GP

GP
MuskooBlock
DrassDistrict
KargilGrade
B

PAI 2.0 Score

72.55

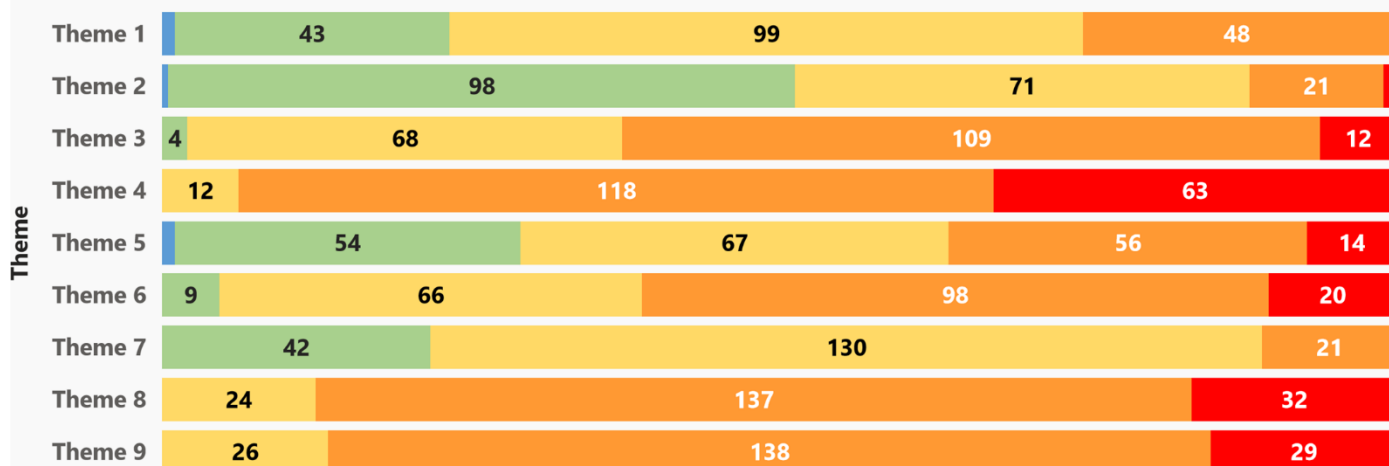
Overall Number of GPs by Grade

62

129

2

Thematic Distribution of GPs by Grade



No. of Gram Panchayats

Legend: A+ (90-100)

A (75- below 90)

B (60- below 75)

C (40- below 60)

D (below 40)

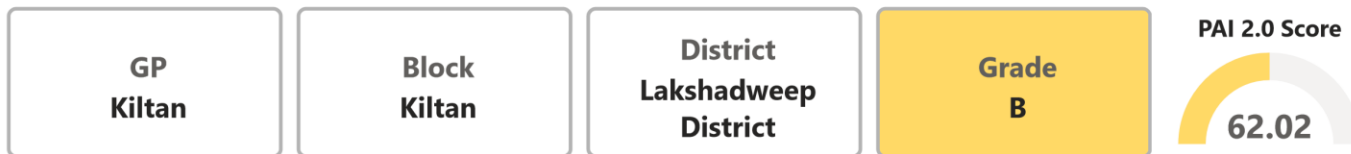
Theme Wise Best performing Gram Panchayats

Theme Name	GP	Block	District	Thematic Score	Thematic Grade
T1 - Poverty Free and Enhanced Livelihoods Panchayat	Choklamsar (Part-I)	Leh	Leh Ladakh	97.00	A+
T2 - Healthy Panchayat	Chuchot Gongma Part II	Chuchot	Leh Ladakh	90.07	A+
T3 - Child Friendly Panchayat	Choklamsar (Part-II)	Leh	Leh Ladakh	77.89	A
T4 - Water Sufficient Panchayat	Likeer	Nimoo	Leh Ladakh	68.52	B
T5 - Clean and Green Panchayat	Faroona	Sankoo	Kargil	90.21	A+
T6 - Self-sufficient Infrastructure in Panchayat	Gongma Manjee	Kargil	Kargil	78.50	A
T7 - Socially Just and Socially Secured Panchayat	Karamba	Shargol	Kargil	83.40	A
T8 - Panchayat with Good Governance	Martselang	Kharu	Leh Ladakh	70.87	B
T9 - Women Friendly Panchayat	Manjee	Kargil	Kargil	69.61	B

Union Territory Profile

Total No. of Districts	Total No. of Blocks	Total No. of GPs/TLBs	Total No. of GPs/TLBs Onboarded
1	10	10	10

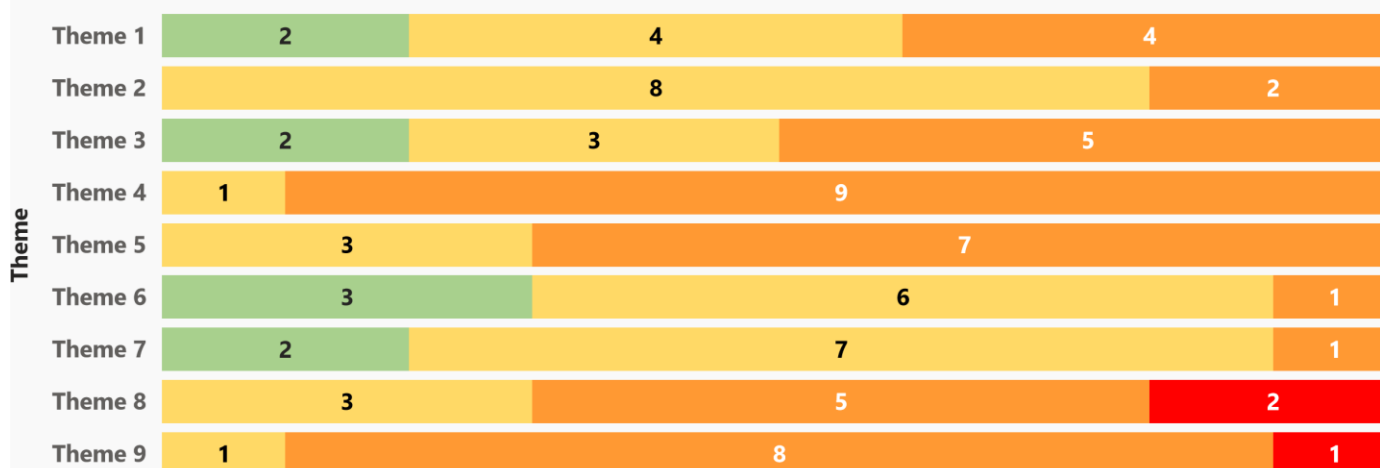
Best Performing GP/TLB in Lakshadweep



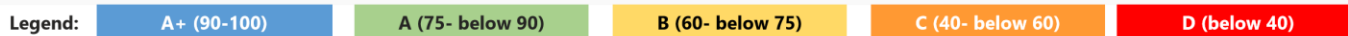
Overall Number of GPs/TLBs by Grade



Thematic Distribution of GPs/TLBs by Grade



No. of GPs/TLBs



Theme Wise Best performing Gram Panchayats/Traditional Local Bodies

Theme Name	GP/TLB	Block	District	Thematic Score	Thematic Grade
T1 - Poverty Free and Enhanced Livelihoods Panchayat	Kavaratti	Kavaratti	Lakshadweep District	80.22	A
T2 - Healthy Panchayat	Village(Dweep)Panchayat Andrott	Andrott	Lakshadweep District	71.41	B
T3 - Child Friendly Panchayat	Kalpeni	Kalpeni	Lakshadweep District	78.53	A
T4 - Water Sufficient Panchayat	Bitra	Bitra	Lakshadweep District	63.67	B
T5 - Clean and Green Panchayat	Bitra	Bitra	Lakshadweep District	65.18	B
T6 - Self-sufficient Infrastructure in Panchayat	Kavaratti	Kavaratti	Lakshadweep District	87.06	A
T7 - Socially Just and Socially Secured Panchayat	Kiltan	Kiltan	Lakshadweep District	80.66	A
T8 - Panchayat with Good Governance	Minicoy	Minicoy	Lakshadweep District	63.33	B
T9 - Women Friendly Panchayat	Minicoy	Minicoy	Lakshadweep District	67.26	B

State Profile

Total No. of Districts	Total No. of Blocks	Total No. of GPs/TLBs	Total No. of GPs/TLBs Onboarded
52	311	23011	23011

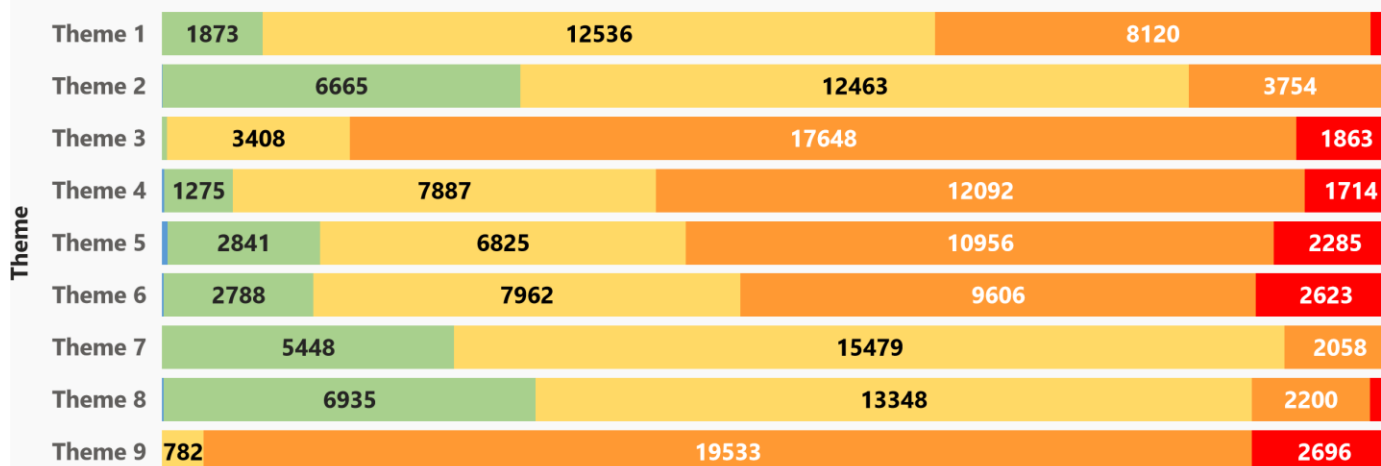
Best Performing GP/TLB in Madhya Pradesh

GP Noudihawa	Block Chitrangi	District Singrauli	Grade A	PAI 2.0 Score  78.88
------------------------	---------------------------	------------------------------	-------------------	---

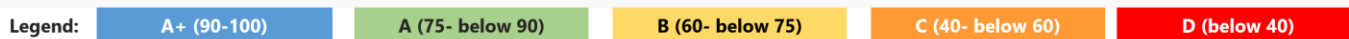
Overall Number of GPs/TLBs by Grade



Thematic Distribution of GPs/TLBs by Grade



No. of GPs/TLBs



Theme Wise Best performing Gram Panchayats/Traditional Local Bodies

Theme Name	GP/TLB	Block	District	Thematic Score	Thematic Grade
T1 - Poverty Free and Enhanced Livelihoods Panchayat	Baretha	Morar	Gwalior	89.95	A
T2 - Healthy Panchayat	Pidaria	Chitrangi	Singrauli	90.89	A+
T3 - Child Friendly Panchayat	Naudia	Chitrangi	Singrauli	92.00	A+
T4 - Water Sufficient Panchayat	Khari	Jamai	Chhindwara	94.94	A+
T5 - Clean and Green Panchayat	Guradiyakala	Bagli	Dewas	95.43	A+
T6 - Self-sufficient Infrastructure in Panchayat	Umardad	Ashta	Sehore	92.50	A+
T7 - Socially Just and Socially Secured Panchayat	Rangwasa	Indore	Indore	88.11	A
T8 - Panchayat with Good Governance	Damdham	Mandsaur	Mandsaur	90.55	A+
T9 - Women Friendly Panchayat	Semarkhapa	Mandla	Mandla	74.83	B

State Profile

Total No. of Districts	Total No. of Blocks	Total No. of GPs/TLBs	Total No. of GPs/TLBs Onboarded
34	345	27894	27894

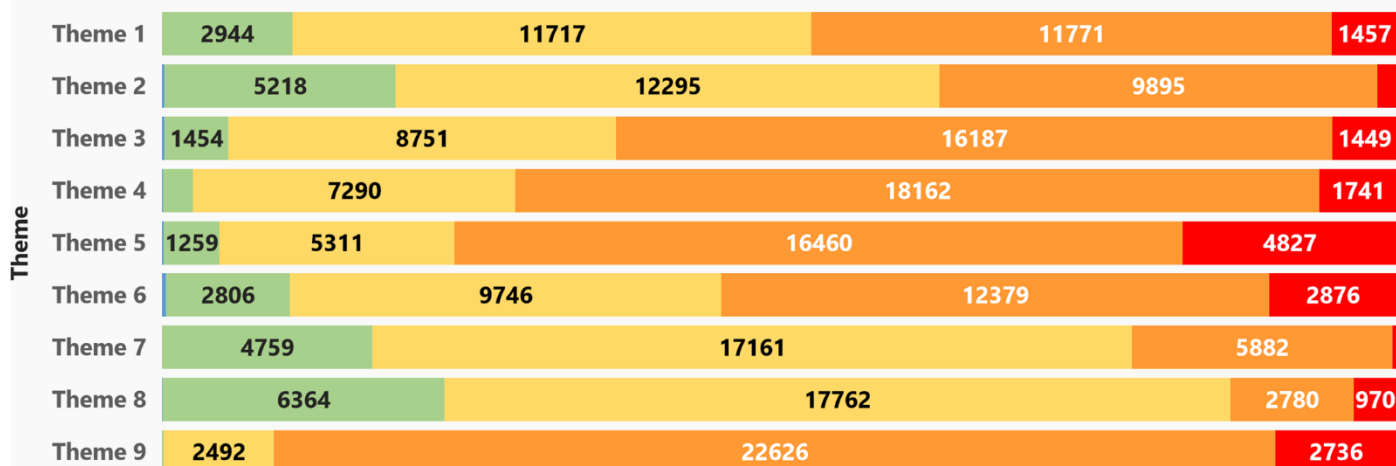
Best Performing GP/TLB in Maharashtra



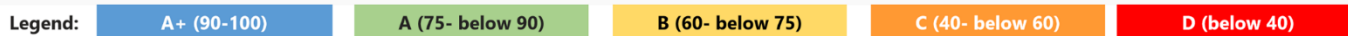
Overall Number of GPs/TLBs by Grade



Thematic Distribution of GPs/TLBs by Grade



No. of GPs/TLBs



Theme Wise Best performing Gram Panchayats/Traditional Local Bodies

Theme Name	GP/TLB	Block	District	Thematic Score	Thematic Grade
T1 - Poverty Free and Enhanced Livelihoods Panchayat	Ramnagar	Satara	Satara	96.66	A+
T2 - Healthy Panchayat	Warangtali	Himayatnagar	Nanded	91.33	A+
T3 - Child Friendly Panchayat	Itgaon (Pu)	Bhandara	Bhandara	96.68	A+
T4 - Water Sufficient Panchayat	Khariwali	Khalapur	Raigad	93.72	A+
T5 - Clean and Green Panchayat	Zarap	Kudal	Sindhudurg	95.56	A+
T6 - Self-sufficient Infrastructure in Panchayat	Zarli	Dindori	Nashik	92.22	A+
T7 - Socially Just and Socially Secured Panchayat	Vavoshi	Khalapur	Raigad	88.82	A
T8 - Panchayat with Good Governance	Nimbale	Chandwad	Nashik	93.58	A+
T9 - Women Friendly Panchayat	Tulsidasnagar	Barshi	Solapur	88.57	A

State Profile

Total No. of Districts	Total No. of Blocks	Total No. of GPs/TLBs	Total No. of GPs/TLBs Onboarded
16	70	3041	3041

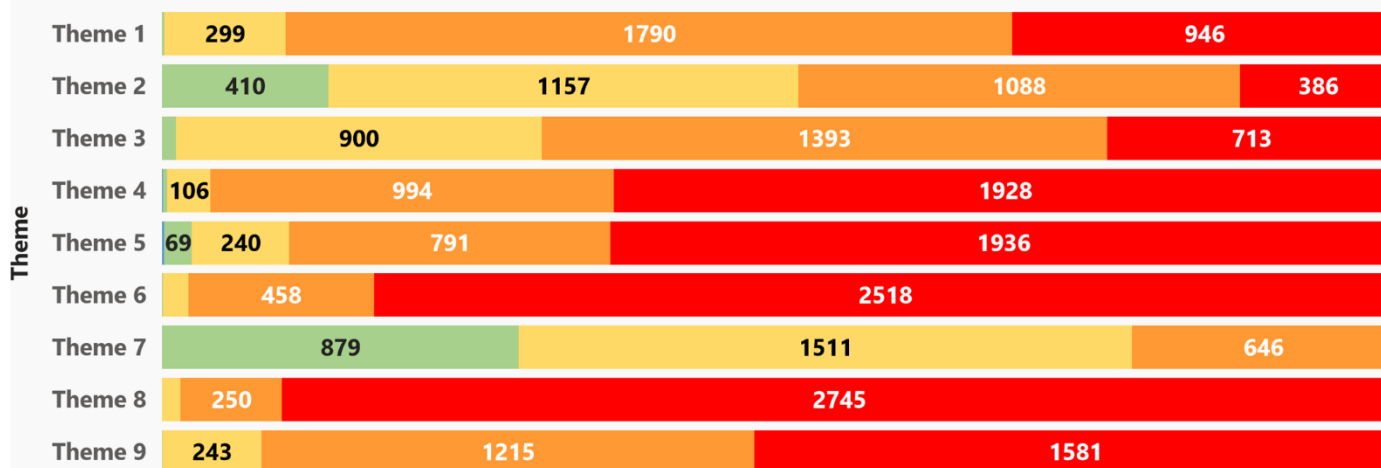
Best Performing GP/TLB in Manipur

GP Uchekon Nongpok	Block Kshetrigao Cd Block	District Imphal East	Grade B	PAI 2.0 Score 68.20
------------------------------	-------------------------------------	--------------------------------	-------------------	-------------------------------

Overall Number of GPs/TLBs by Grade



Thematic Distribution of GPs/TLBs by Grade



No. of GPs/TLBs



Theme Wise Best performing Gram Panchayats/Traditional Local Bodies

Theme Name	GP/TLB	Block	District	Thematic Score	Thematic Grade
T1 - Poverty Free and Enhanced Livelihoods Panchayat	S.Thingkangphai	Chakpikarong	Chandel	79.21	A
T2 - Healthy Panchayat	Tentha	Wangjing Cd Block	Thoubal	88.33	A
T3 - Child Friendly Panchayat	Siyang	Lhungtin	Kangpokpi	85.56	A
T4 - Water Sufficient Panchayat	Tousem Khunou	Tousem	Tamenglong	92.50	A+
T5 - Clean and Green Panchayat	Kangpokpi Ward No. 6	Kangpokpi	Kangpokpi	92.50	A+
T6 - Self-sufficient Infrastructure in Panchayat	Tentha	Wangjing Cd Block	Thoubal	78.83	A
T7 - Socially Just and Socially Secured Panchayat	Sugnu Lokhijang	Chakpikarong	Chandel	86.43	A
T8 - Panchayat with Good Governance	Kaibi	Song Song	Senapati	71.50	B
T9 - Women Friendly Panchayat	N.Muntha	Thanlon	Pherzawl	77.00	A

State Profile

Total No. of Districts	Total No. of Blocks	Total No. of GPs/TLBs	Total No. of GPs/TLBs Onboarded
9	32	6859	3069

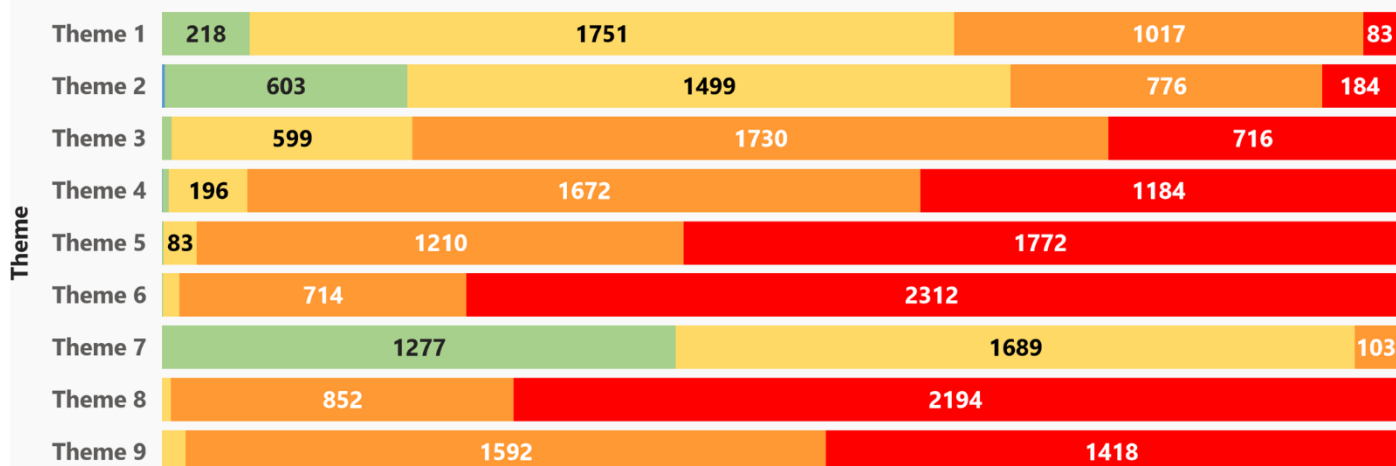
Best Performing GP/TLB in Meghalaya



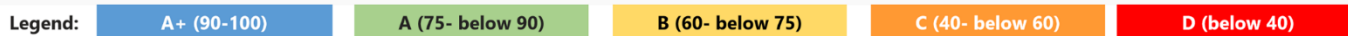
Overall Number of GPs/TLBs by Grade



Thematic Distribution of GPs/TLBs by Grade



No. of GPs/TLBs



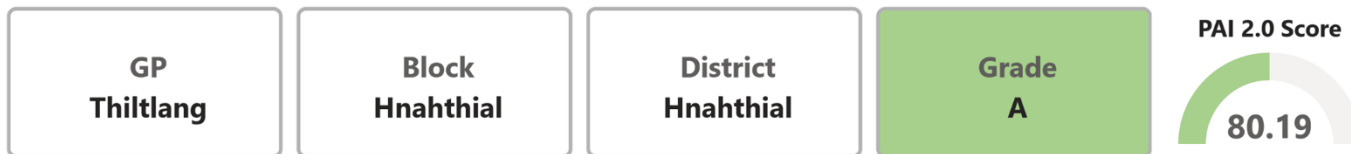
Theme Wise Best performing Gram Panchayats/Traditional Local Bodies

Theme Name	GP/TLB	Block	District	Thematic Score	Thematic Grade
T1 - Poverty Free and Enhanced Livelihoods Panchayat	Barigaon	Jirang	Ri Bhoi	89.17	A
T2 - Healthy Panchayat	Ranghona	Umling	Ri Bhoi	91.33	A+
T3 - Child Friendly Panchayat	Lalumpam	Umling	Ri Bhoi	85.56	A
T4 - Water Sufficient Panchayat	Dobu Chankolgittim	Songsak	East Garo Hills	92.50	A+
T5 - Clean and Green Panchayat	Mawlai lewrynghep	Mawlai	East Khasi Hills	82.50	A
T6 - Self-sufficient Infrastructure in Panchayat	Kyanmysar Thlongmoo	Laskein	West Jaintia Hills	82.35	A
T7 - Socially Just and Socially Secured Panchayat	Umdohbyrthih	Bhoirymbong	Ri Bhoi	87.99	A
T8 - Panchayat with Good Governance	Warmawsaw	Jirang	Ri Bhoi	65.00	B
T9 - Women Friendly Panchayat	Samin Toka	Songsak	East Garo Hills	74.44	B

State Profile

Total No. of Districts	Total No. of Blocks	Total No. of GPs/TLBs	Total No. of GPs/TLBs Onboarded
11	26	840	840

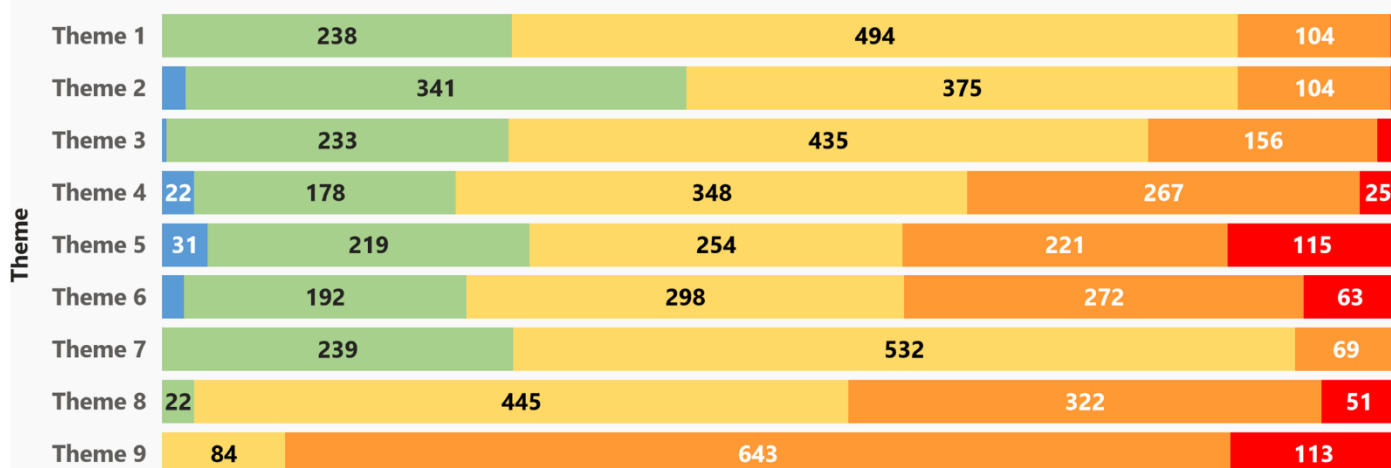
Best Performing GP/TLB in Mizoram



Overall Number of GPs/TLBs by Grade



Thematic Distribution of GPs/TLBs by Grade



No. of GPs/TLBs



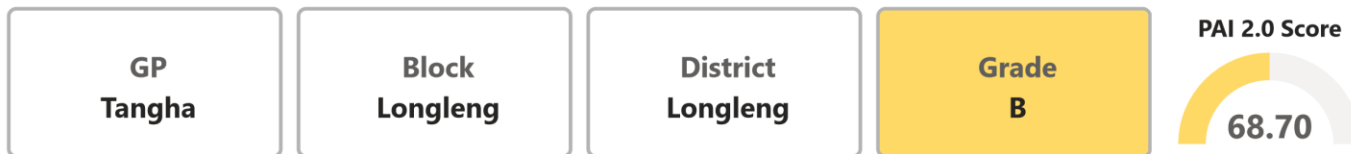
Theme Wise Best performing Gram Panchayats/Traditional Local Bodies

Theme Name	GP/TLB	Block	District	Thematic Score	Thematic Grade
T1 - Poverty Free and Enhanced Livelihoods Panchayat	Pehlawn	Darlawn	Aizawl	87.80	A
T2 - Healthy Panchayat	Lalnui	Lungsen	Lunglei	91.33	A+
T3 - Child Friendly Panchayat	Kawnpui Iii	Thingdawl	Kolasib	94.03	A+
T4 - Water Sufficient Panchayat	New Kawnpui (Hnahthial)	Hnahthial	Hnahthial	95.00	A+
T5 - Clean and Green Panchayat	Tarpho	Hnahthial	Hnahthial	95.56	A+
T6 - Self-sufficient Infrastructure in Panchayat	Upper Lungrang S	Lungsen	Lunglei	92.50	A+
T7 - Socially Just and Socially Secured Panchayat	Selam	Champhai	Champhai	88.27	A
T8 - Panchayat with Good Governance	Thingdawl	Thingdawl	Kolasib	81.12	A
T9 - Women Friendly Panchayat	Kawnpui Āc̄ā, -āēē li	Thingdawl	Kolasib	74.33	B

State Profile

Total No. of Districts	Total No. of Blocks	Total No. of GPs/TLBs	Total No. of GPs/TLBs Onboarded
12	74	1277	1277

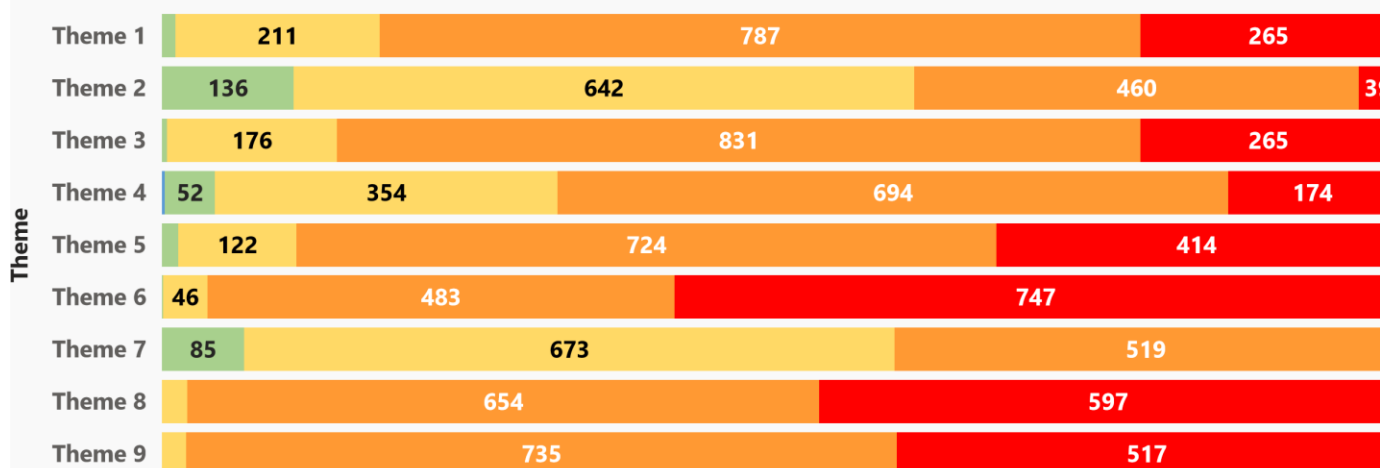
Best Performing GP/TLB in Nagaland



Overall Number of GPs/TLBs by Grade



Thematic Distribution of GPs/TLBs by Grade



No. of GPs/TLBs



Theme Wise Best performing Gram Panchayats/Traditional Local Bodies

Theme Name	GP/TLB	Block	District	Thematic Score	Thematic Grade
T1 - Poverty Free and Enhanced Livelihoods Panchayat	Phaiphijan	Chumukedima	Dimapur	79.70	A
T2 - Healthy Panchayat	Yaongyimsen	Changtongya	Mokokchung	89.76	A
T3 - Child Friendly Panchayat	Nihochse (N)	Suruhoto	Zunheboto	79.39	A
T4 - Water Sufficient Panchayat	Kashanyishin	Tseminyu	Kohima	93.33	A+
T5 - Clean and Green Panchayat	Naga United Village	Chumukedima	Dimapur	85.69	A
T6 - Self-sufficient Infrastructure in Panchayat	Sovima	Chumukedima	Dimapur	82.50	A
T7 - Socially Just and Socially Secured Panchayat	Ajiqami	Akuluto	Zunheboto	85.54	A
T8 - Panchayat with Good Governance	Tir	Medziphema	Dimapur	67.52	B
T9 - Women Friendly Panchayat	7th Mile Village	Chumukedima	Dimapur	70.53	B

State Profile

Total No. of Districts	Total No. of Blocks	Total No. of GPs/TLBs	Total No. of GPs/TLBs Onboarded
30	312	6794	6794

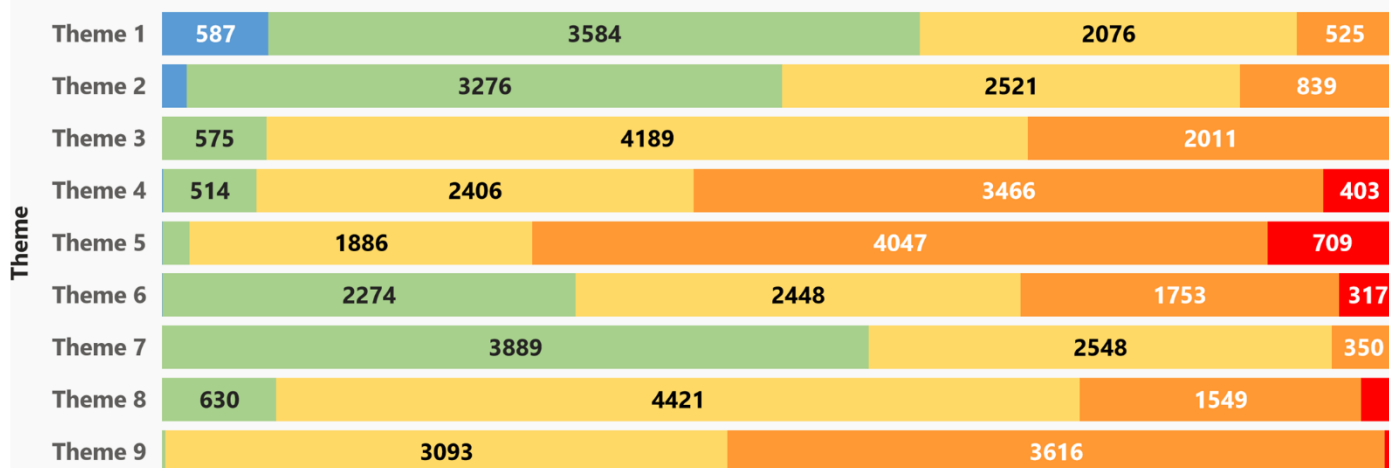
Best Performing GP/TLB in Odisha



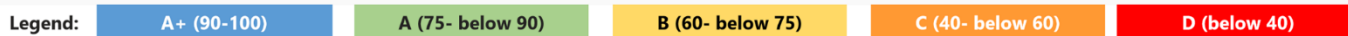
Overall Number of GPs/TLBs by Grade



Thematic Distribution of GPs/TLBs by Grade



No. of GPs/TLBs



Theme Wise Best performing Gram Panchayats/Traditional Local Bodies

Theme Name	GP/TLB	Block	District	Thematic Score	Thematic Grade
T1 - Poverty Free and Enhanced Livelihoods Panchayat	Sohapur	Hinjlicut	Ganjam	97.22	A+
T2 - Healthy Panchayat	Raipur	Purushottampur	Ganjam	91.31	A+
T3 - Child Friendly Panchayat	Tarapur	Raghunathpur	Jagatsinghapur	90.74	A+
T4 - Water Sufficient Panchayat	Padua	Champua	Kendujhar	92.35	A+
T5 - Clean and Green Panchayat	Hatibandha	Lathikata	Sundargarh	91.69	A+
T6 - Self-sufficient Infrastructure in Panchayat	Bhatakumarada	Purushottampur	Ganjam	90.83	A+
T7 - Socially Just and Socially Secured Panchayat	Mandar	Polosara	Ganjam	88.78	A
T8 - Panchayat with Good Governance	Turumu	Bhanjanagar	Ganjam	88.29	A
T9 - Women Friendly Panchayat	Gudipadar	Patrapur	Ganjam	80.34	A

Union Territory Profile

Total No. of Districts	Total No. of Blocks	Total No. of GPs/TLBs	Total No. of GPs/TLBs Onboarded
2	3	108	108

Best Performing GP/TLB in Puducherry

GP
Maducarai(East)

Block
Ariankuppam

District
Pondicherry

Grade
B

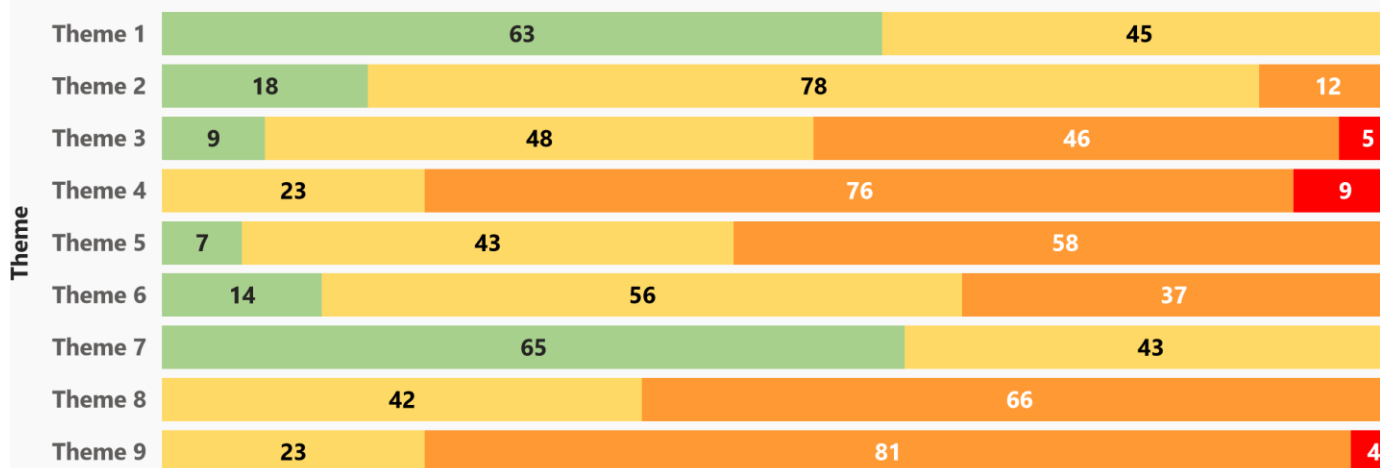
PAI 2.0 Score

69.70

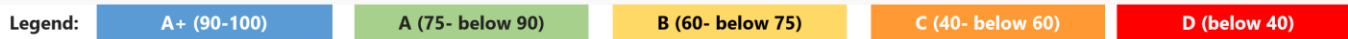
Overall Number of GPs/TLBs by Grade



Thematic Distribution of GPs/TLBs by Grade



No. of GPs/TLBs



Theme Wise Best performing Gram Panchayats/Traditional Local Bodies

Theme Name	GP/TLB	Block	District	Thematic Score	Thematic Grade
T1 - Poverty Free and Enhanced Livelihoods Panchayat	Nettapakkam	Ariankuppam	Pondicherry	88.97	A
T2 - Healthy Panchayat	Sooramangalam	Ariankuppam	Pondicherry	81.35	A
T3 - Child Friendly Panchayat	Sivarandagam	Villianur	Pondicherry	81.87	A
T4 - Water Sufficient Panchayat	Ariyur (North)	Villianur	Pondicherry	71.80	B
T5 - Clean and Green Panchayat	Manavelly (North)	Villianur	Pondicherry	79.73	A
T6 - Self-sufficient Infrastructure in Panchayat	Abishegapakkam	Ariankuppam	Pondicherry	80.19	A
T7 - Socially Just and Socially Secured Panchayat	Kariamianickam	Ariankuppam	Pondicherry	86.84	A
T8 - Panchayat with Good Governance	Sulthanpet (South)	Villianur	Pondicherry	74.91	B
T9 - Women Friendly Panchayat	Kurumbapet	Villianur	Pondicherry	69.94	B

State Profile

Total No. of Districts	Total No. of Blocks	Total No. of GPs/TLBs	Total No. of GPs/TLBs Onboarded
23	153	13233	13233

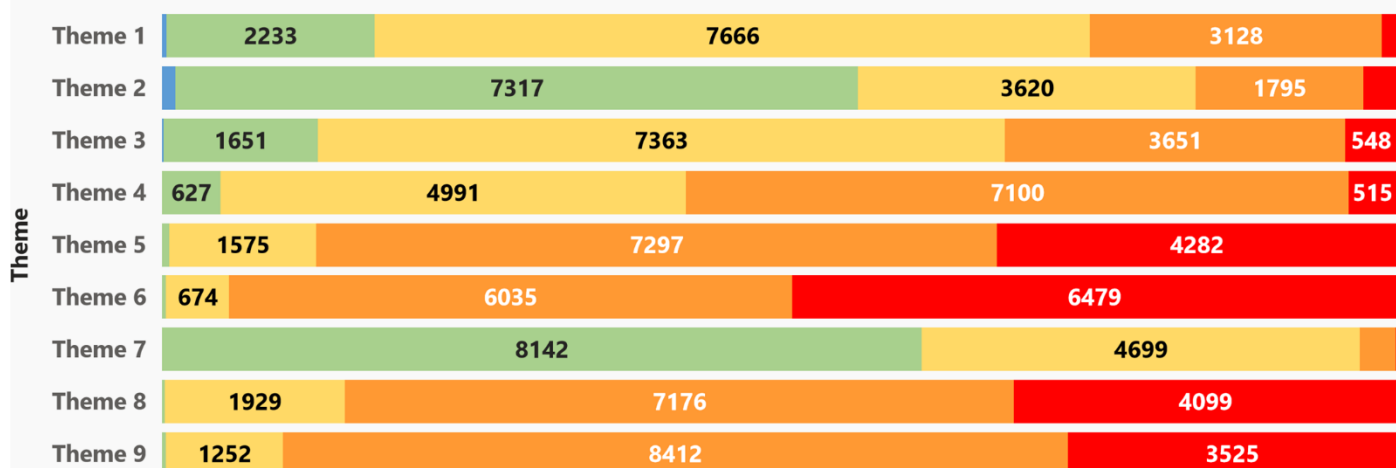
Best Performing GP/TLB in Punjab



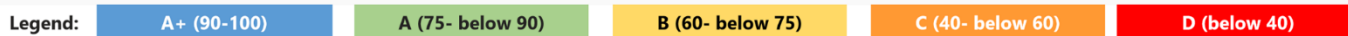
Overall Number of GPs/TLBs by Grade



Thematic Distribution of GPs/TLBs by Grade



No. of GPs/TLBs



Theme Wise Best performing Gram Panchayats/Traditional Local Bodies

Theme Name	GP/TLB	Block	District	Thematic Score	Thematic Grade
T1 - Poverty Free and Enhanced Livelihoods Panchayat	Jhangirpur	Ludhiana-2	Ludhiana	96.67	A+
T2 - Healthy Panchayat	Tulewal	Patiala	Patiala	91.33	A+
T3 - Child Friendly Panchayat	Chak Sikander	Ajnala	Amritsar	96.76	A+
T4 - Water Sufficient Panchayat	Bhekhawal	Hoshiarpur-I	Hoshiarpur	86.00	A
T5 - Clean and Green Panchayat	Latifpur(238)	Mukerian	Hoshiarpur	89.12	A
T6 - Self-sufficient Infrastructure in Panchayat	Nikka Sodhe Wala	Firozpur	Ferozepur	86.00	A
T7 - Socially Just and Socially Secured Panchayat	Gatwali	Talwandi Sabo	Bathinda	88.70	A
T8 - Panchayat with Good Governance	Mansurwal Kalan	Zira	Ferozepur	77.49	A
T9 - Women Friendly Panchayat	Korianwali	Fazilka	Fazilka	86.15	A

State Profile

Total No. of Districts	Total No. of Blocks	Total No. of GPs/TLBs	Total No. of GPs/TLBs Onboarded
41	348	11037	11037

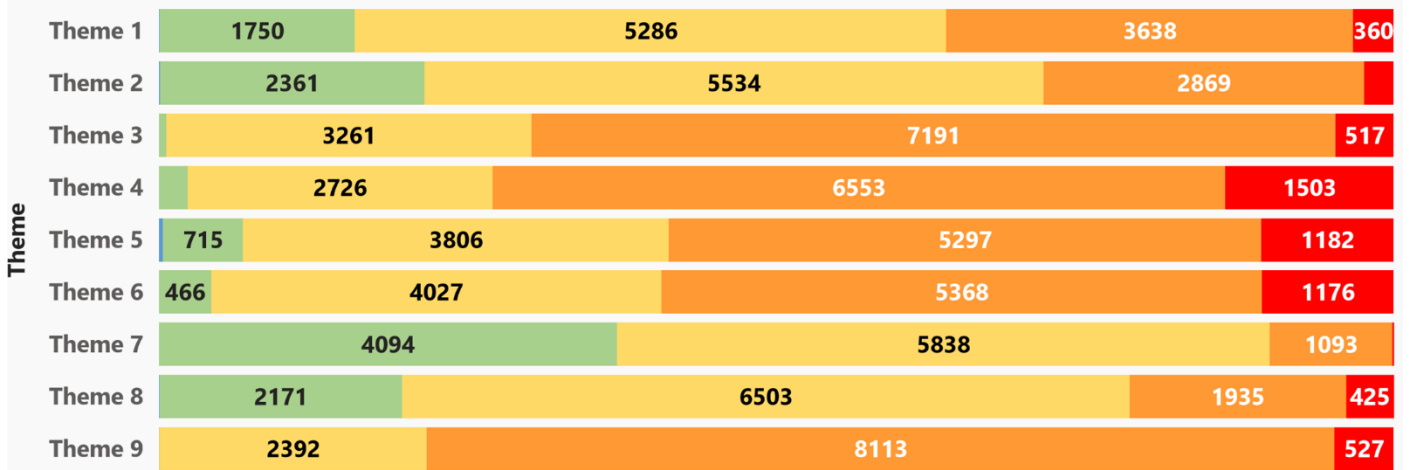
Best Performing GP/TLB in Rajasthan



Overall Number of GPs/TLBs by Grade



Thematic Distribution of GPs/TLBs by Grade



No. of GPs/TLBs



Theme Wise Best performing Gram Panchayats/Traditional Local Bodies

Theme Name	GP/TLB	Block	District	Thematic Score	Thematic Grade
T1 - Poverty Free and Enhanced Livelihoods Panchayat	Bheempur	Todabhim	Karauli	93.39	A+
T2 - Healthy Panchayat	Sankhara	Kotri	Bhilwara	91.33	A+
T3 - Child Friendly Panchayat	Dadiya Rampura	Khandela	Sikar	92.94	A+
T4 - Water Sufficient Panchayat	Suwaniya	Begun	Chittorgarh	89.07	A
T5 - Clean and Green Panchayat	Hirna	Fatehpur	Sikar	94.29	A+
T6 - Self-sufficient Infrastructure in Panchayat	Semaliya Peelakhera	Dungla	Chittorgarh	88.82	A
T7 - Socially Just and Socially Secured Panchayat	Hansalsar	Udaipurwati	Jhunjhunu	88.78	A
T8 - Panchayat with Good Governance	Suranwali	Pilibanga	Hanumangarh	90.00	A+
T9 - Women Friendly Panchayat	Bhaisana	Sojat	Pali	76.39	A

State Profile

Total No. of Districts	Total No. of Blocks	Total No. of GPs/TLBs	Total No. of GPs/TLBs Onboarded
6	33	199	199

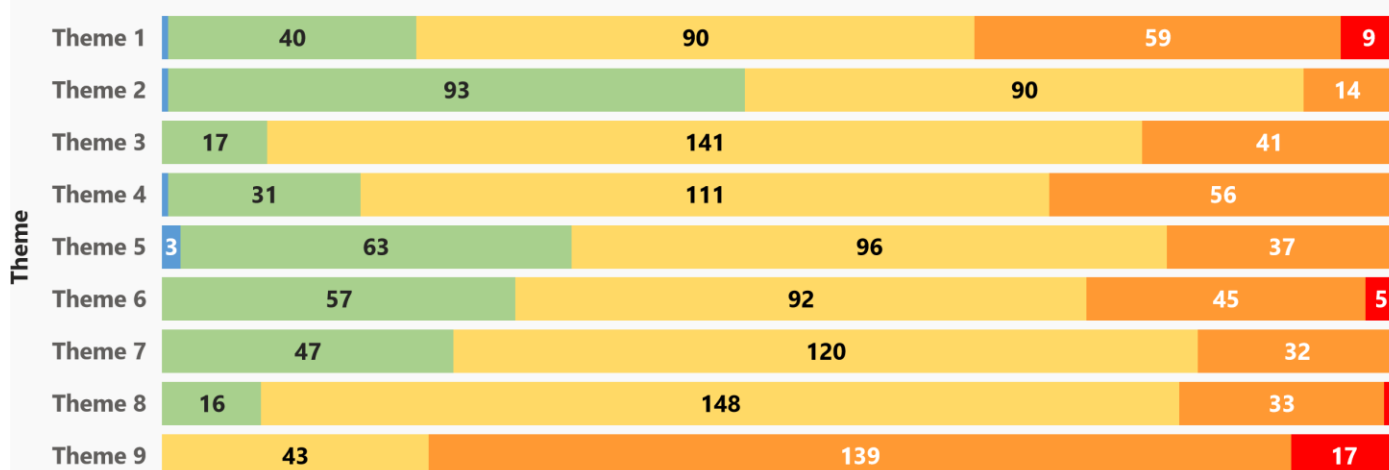
Best Performing GP/TLB in Sikkim



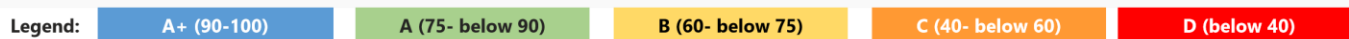
Overall Number of GPs/TLBs by Grade



Thematic Distribution of GPs/TLBs by Grade



No. of GPs/TLBs

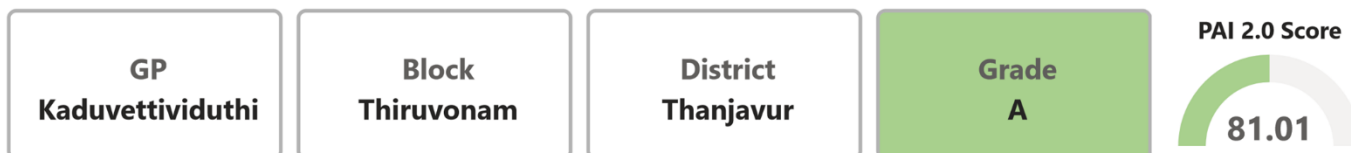


Theme Wise Best performing Gram Panchayats/Traditional Local Bodies

Theme Name	GP/TLB	Block	District	Thematic Score	Thematic Grade
T1 - Poverty Free and Enhanced Livelihoods Panchayat	Gyalshing Omchung	Gyalshing	Gyalshing	90.40	A+
T2 - Healthy Panchayat	Nagi Ruchung	Namthang	Namchi	90.00	A+
T3 - Child Friendly Panchayat	Legship	Ravangla	Namchi	83.57	A
T4 - Water Sufficient Panchayat	Okhrey	Daramdin	Soreng	90.09	A+
T5 - Clean and Green Panchayat	Chumbong	Chumbong Chakung	Soreng	93.47	A+
T6 - Self-sufficient Infrastructure in Panchayat	Rakdong Tintek	Rakdong Tintek	Gangtok	89.30	A
T7 - Socially Just and Socially Secured Panchayat	Chujachen	Reghu	Pakyong	87.83	A
T8 - Panchayat with Good Governance	Patuk Singbel	Rakdong Tintek	Gangtok	88.72	A
T9 - Women Friendly Panchayat	Singyang Chumbung	Gyalshing	Gyalshing	70.69	B

State Profile

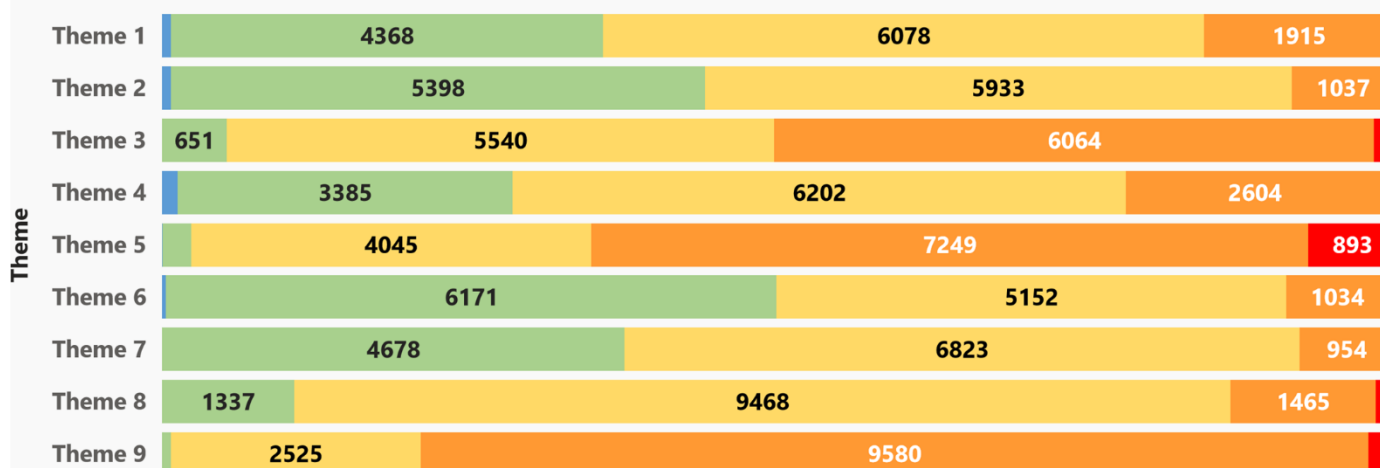
Total No. of Districts	Total No. of Blocks	Total No. of GPs/TLBs	Total No. of GPs/TLBs Onboarded
37	388	12482	12482

Best Performing GP/TLB in Tamil Nadu

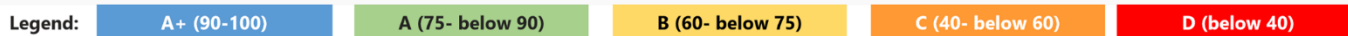
Overall Number of GPs/TLBs by Grade



Thematic Distribution of GPs/TLBs by Grade



No. of GPs/TLBs



Theme Wise Best performing Gram Panchayats/Traditional Local Bodies

Theme Name	GP/TLB	Block	District	Thematic Score	Thematic Grade
T1 - Poverty Free and Enhanced Livelihoods Panchayat	Ankiyam	Uppiliapuram	Tiruchirappalli	97.25	A+
T2 - Healthy Panchayat	Uyyakondaravi	Kammapuram	Cuddalore	91.33	A+
T3 - Child Friendly Panchayat	Aliyanilai	Arantangi	Pudukkottai	90.96	A+
T4 - Water Sufficient Panchayat	Melmuttukur	Gudiyattam	Vellore	94.00	A+
T5 - Clean and Green Panchayat	Keela Perungavur	Lalgudi	Tiruchirappalli	93.63	A+
T6 - Self-sufficient Infrastructure in Panchayat	Uranithangal	Gingee	Villupuram	92.22	A+
T7 - Socially Just and Socially Secured Panchayat	S. Naraiyur	Mangalur	Cuddalore	88.70	A
T8 - Panchayat with Good Governance	Kodangipalayam	Kinathukadavu	Coimbatore	86.25	A
T9 - Women Friendly Panchayat	V.Chokkalingapuram	Sivakasi	Virudhunagar	87.12	A

State Profile

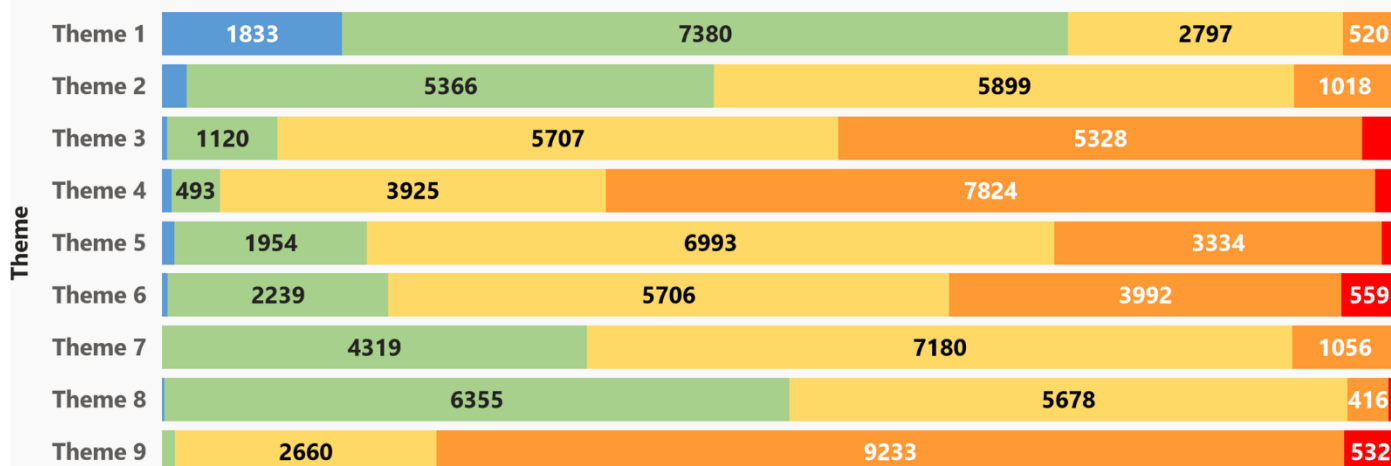
Total No. of Districts	Total No. of Blocks	Total No. of GPs/TLBs	Total No. of GPs/TLBs Onboarded
31	553	12556	12556

Best Performing GP/TLB in Telangana

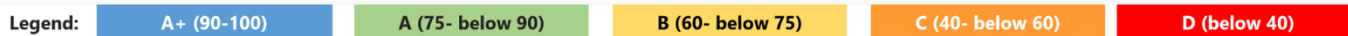
Overall Number of GPs/TLBs by Grade



Thematic Distribution of GPs/TLBs by Grade



No. of GPs/TLBs



Theme Wise Best performing Gram Panchayats/Traditional Local Bodies

Theme Name	GP/TLB	Block	District	Thematic Score	Thematic Grade
T1 - Poverty Free and Enhanced Livelihoods Panchayat	Ravulapenta	Vemula Pally	Nalgonda	97.50	A+
T2 - Healthy Panchayat	Venkur	Kuntala	Nirmal	91.33	A+
T3 - Child Friendly Panchayat	Venkatampally	Vemulawada Rural	Rajanna Sircilla	96.67	A+
T4 - Water Sufficient Panchayat	Pata Maqdumpuram	Narsampet	Warangal	95.00	A+
T5 - Clean and Green Panchayat	Narayana Thanda	Duggondi	Warangal	95.71	A+
T6 - Self-sufficient Infrastructure in Panchayat	Uduthagudem	Inavole	Hanumakonda	92.50	A+
T7 - Socially Just and Socially Secured Panchayat	Venkatampally	Vemulawada Rural	Rajanna Sircilla	88.82	A
T8 - Panchayat with Good Governance	Mothukupalle	Kotepally	Vikarabad	90.42	A+
T9 - Women Friendly Panchayat	Fasalwadi	Sangareddy	Sangareddy	93.24	A+

The Dadra And Nagar Haveli And Daman And Diu

Union Territory Profile

Total No. of Districts	Total No. of Blocks	Total No. of GPs/TLBs	Total No. of GPs/TLBs Onboarded
3	3	42	42

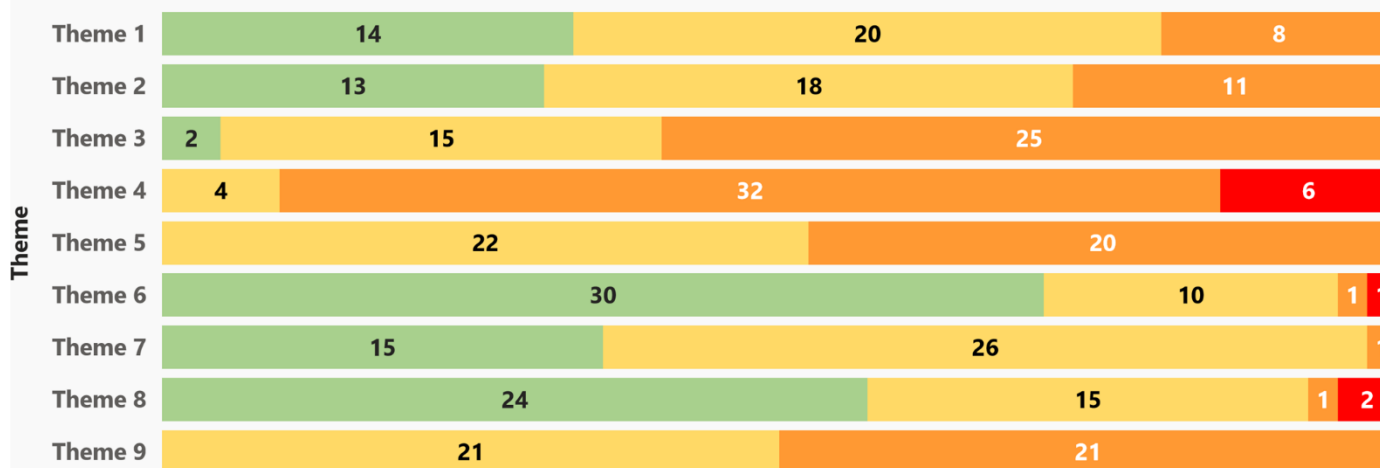
Best Performing GP/TLB in The Dadra And Nagar Haveli And Daman And Diu



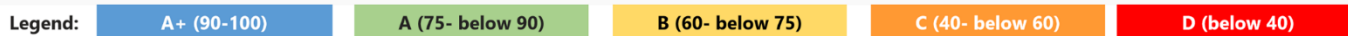
Overall Number of GPs/TLBs by Grade



Thematic Distribution of GPs/TLBs by Grade



No. of GPs/TLBs



Theme Wise Best performing Gram Panchayats/Traditional Local Bodies

Theme Name	GP/TLB	Block	District	Thematic Score	Thematic Grade
T1 - Poverty Free and Enhanced Livelihoods Panchayat	Kadaiya	Daman	Daman	86.25	A
T2 - Healthy Panchayat	Dunetha	Daman	Daman	88.70	A
T3 - Child Friendly Panchayat	Antiawad	Daman	Daman	85.56	A
T4 - Water Sufficient Panchayat	Somnath	Daman	Daman	63.33	B
T5 - Clean and Green Panchayat	Maharana Pratap	Diu	Diu	73.51	B
T6 - Self-sufficient Infrastructure in Panchayat	Ghelwad	Daman	Daman	86.88	A
T7 - Socially Just and Socially Secured Panchayat	Patlara	Daman	Daman	80.45	A
T8 - Panchayat with Good Governance	Patlara	Daman	Daman	83.97	A
T9 - Women Friendly Panchayat	Naroli	Dadra Nagar Haveli	Dadra And Nagar Haveli	70.37	B

State Profile

Total No. of Districts	Total No. of Blocks	Total No. of GPs/TLBs	Total No. of GPs/TLBs Onboarded
8	58	1176	1176

Best Performing GP/TLB in Tripura

GP
Jugal Kishorenagar

Block
Jampuijala

District
Sepahijala

Grade
A

PAI 2.0 Score

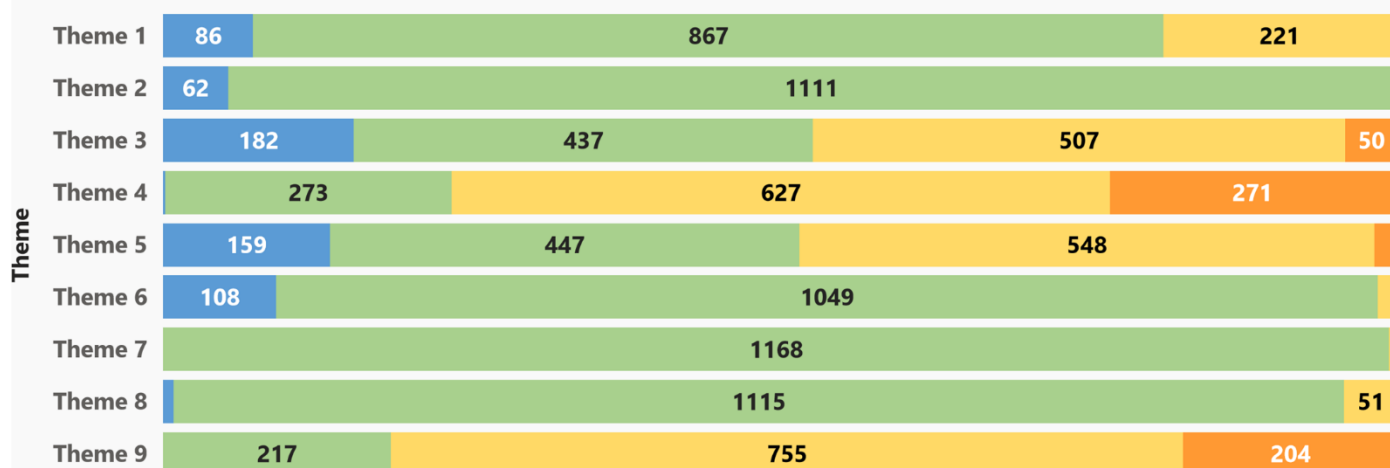


88.44

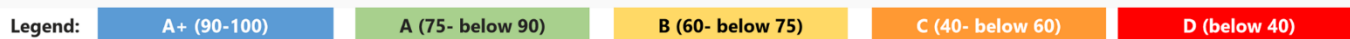
Overall Number of GPs/TLBs by Grade



Thematic Distribution of GPs/TLBs by Grade



No. of GPs/TLBs



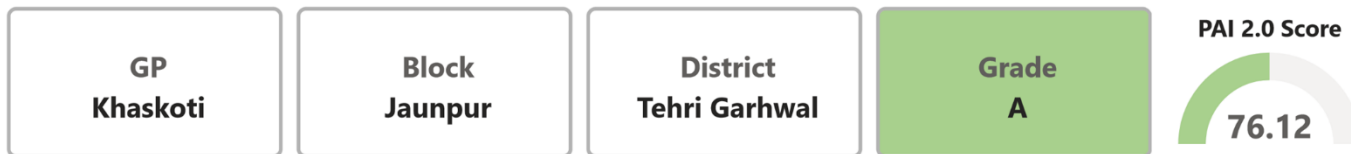
Theme Wise Best performing Gram Panchayats/Traditional Local Bodies

Theme Name	GP/TLB	Block	District	Thematic Score	Thematic Grade
T1 - Poverty Free and Enhanced Livelihoods Panchayat	Shibnagar	Nalchar	Sepahijala	96.12	A+
T2 - Healthy Panchayat	West Sarbong	Amarpur	Gomati	91.33	A+
T3 - Child Friendly Panchayat	Kanchanbari	Kumarghat	Unakoti	96.67	A+
T4 - Water Sufficient Panchayat	North Dhanicherra	Pecharthal	Unakoti	90.79	A+
T5 - Clean and Green Panchayat	West Takerjala	Jampuijala	Sepahijala	94.80	A+
T6 - Self-sufficient Infrastructure in Panchayat	North Taichima	Satchand	South Tripura	92.22	A+
T7 - Socially Just and Socially Secured Panchayat	Paharpur	Amarpur	Gomati	88.82	A
T8 - Panchayat with Good Governance	Thakchara	Amarpur	Gomati	91.81	A+
T9 - Women Friendly Panchayat	Baikunthapur	Hezamara	West Tripura	89.99	A

State Profile

Total No. of Districts	Total No. of Blocks	Total No. of GPs/TLBs	Total No. of GPs/TLBs Onboarded
13	95	7766	7766

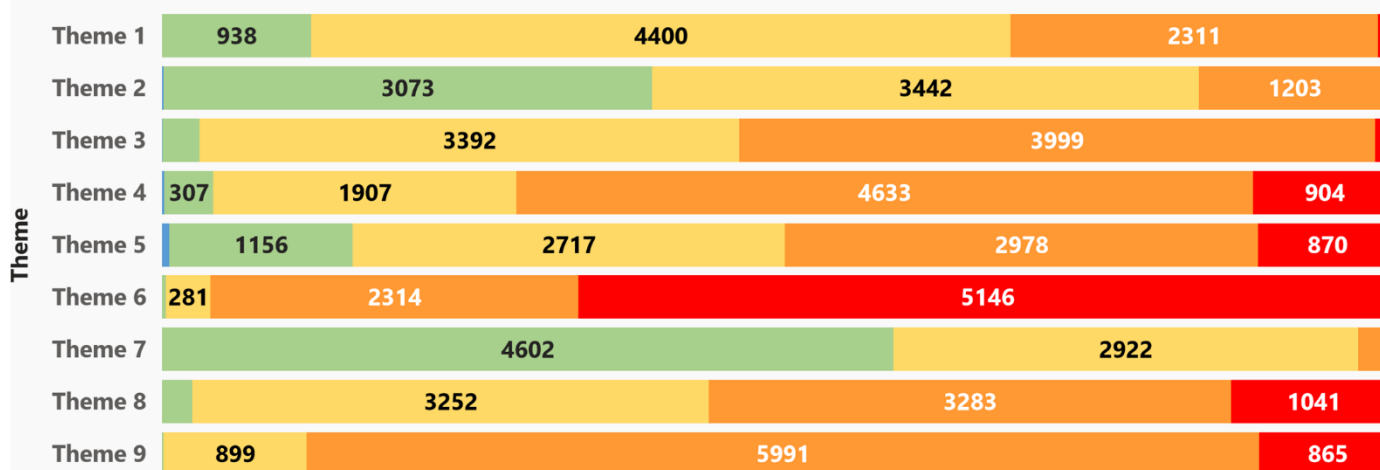
Best Performing GP/TLB in Uttarakhand



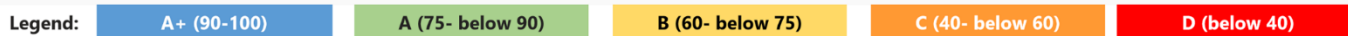
Overall Number of GPs/TLBs by Grade



Thematic Distribution of GPs/TLBs by Grade



No. of GPs/TLBs



Theme Wise Best performing Gram Panchayats/Traditional Local Bodies

Theme Name	GP/TLB	Block	District	Thematic Score	Thematic Grade
T1 - Poverty Free and Enhanced Livelihoods Panchayat	Lveshwal	Ramgarh	Nainital	89.83	A
T2 - Healthy Panchayat	Silla	Raipur	Dehradun	91.33	A+
T3 - Child Friendly Panchayat	Kafoli	Narayanbagar	Chamoli	97.27	A+
T4 - Water Sufficient Panchayat	Tehri Vikasnagar	Bahadrabad	Haridwar	94.00	A+
T5 - Clean and Green Panchayat	Basana Gaon	Jaunpur	Tehri Garhwal	94.86	A+
T6 - Self-sufficient Infrastructure in Panchayat	Pratappur	Rudrapur	Udam Singh Nagar	86.67	A
T7 - Socially Just and Socially Secured Panchayat	Halduchaur Dauliya	Haldwani	Nainital	88.82	A
T8 - Panchayat with Good Governance	Gouhari Mafi	Doiwala	Dehradun	87.95	A
T9 - Women Friendly Panchayat	Simal Chaur	Duggada	Pauri Garhwal	83.85	A

State Profile

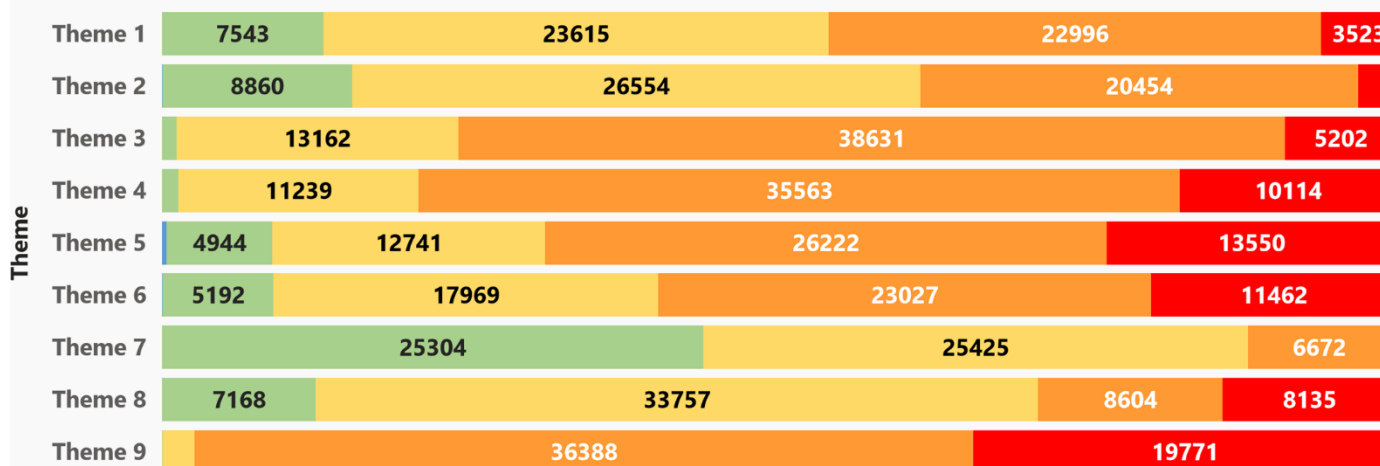
Total No. of Districts	Total No. of Blocks	Total No. of GPs/TLBs	Total No. of GPs/TLBs Onboarded
75	796	57678	57678

Best Performing GP/TLB in Uttar Pradesh

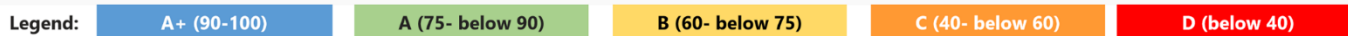
Overall Number of GPs/TLBs by Grade



Thematic Distribution of GPs/TLBs by Grade



No. of GPs/TLBs



Theme Wise Best performing Gram Panchayats/Traditional Local Bodies

Theme Name	GP/TLB	Block	District	Thematic Score	Thematic Grade
T1 - Poverty Free and Enhanced Livelihoods Panchayat	Sithauli	Jagdishpur	Amethi	90.06	A+
T2 - Healthy Panchayat	Jagdishpur	Baldirai	Sultanpur	91.33	A+
T3 - Child Friendly Panchayat	Raipur	Ranipur	Mau	95.71	A+
T4 - Water Sufficient Panchayat	Mohammadpur Taluka Ibrahimpur	Chail	Kaushambi	94.00	A+
T5 - Clean and Green Panchayat	Bakhariya	Dohri Ghat	Mau	95.24	A+
T6 - Self-sufficient Infrastructure in Panchayat	Urla	Aalampur Jafarabad	Bareilly	92.22	A+
T7 - Socially Just and Socially Secured Panchayat	Kathautiya Sanddih	Gaur	Basti	88.80	A
T8 - Panchayat with Good Governance	Sisaiya Dariyana	Reusa	Sitapur	90.00	A+
T9 - Women Friendly Panchayat	Basdeo Kunwar	Harraiya	Basti	81.29	A