



Ministry of Panchayati Raj
Government of India

Panchayat Advancement Index (PAI) 2.0

A Report Card of each Panchayat

Introduction

In a major step toward strengthening grassroots governance and promoting inclusive rural development, the Government of India has released the **Panchayat Advancement Index (PAI) 2.0 for the year 2023–24**.

PAI is a report card on the performance of each of the more than 2.5 lakh panchayats in the country. Each Panchayat is assessed on more than 150 parameters across sectors like Health, Water, Infrastructure, sustainability, etc. The release of PAI 2.0 (FY 2023–24) reinforces the Government’s commitment to strengthening Panchayati Raj Institutions and advancing the vision of “Viksit Gram Panchayats” through participatory, transparent, and data-driven local governance

What is the Panchayat Advancement Index (PAI)?

Launched by the Ministry of Panchayati Raj, the Panchayat Advancement Index (PAI) is the world’s first nationwide framework to measure the progress of Rural Local Government Institutions (Gram Panchayats (GPs)/Traditional Local Bodies (TLBs)) using objective and verifiable indicators. It assesses Panchayat-level performance across critical sectors such as sanitation, health, governance, women’s empowerment, infrastructure, and environmental sustainability.

The Index is anchored in the framework of Localization of Sustainable Development Goals (LSDGs), which aggregates the 17 global SDGs into 9 thematic areas relevant to Panchayati Raj Institutions. Since achievement of SDGs by 2030 requires action at the grassroots level, PAI serves as a key tool to track and accelerate progress towards SDGs in rural areas.

Thematic Framework

PAI assesses Gram Panchayat/Equivalent to GP performance across the following nine LSDG themes:

Theme 1	Theme 2	Theme 3	Theme 4	Theme 5	Theme 6	Theme 7	Theme 8	Theme 9
Poverty Free and Enhanced Livelihoods in Panchayat	Healthy Panchayat	Child-Friendly Panchayat	Water Sufficient Panchayat	Clean and Green Panchayat	Panchayat with Self-Sufficient Infrastructure	Socially Just and Socially Secured Panchayat	Panchayat with Good Governance	Women Friendly Panchayat

This thematic approach simplifies the SDGs, makes them locally relevant, and integrates them with Panchayat-led development planning.

Purpose of PAI

The Panchayat Advancement Index (PAI) promotes evidence-based and data-driven governance by monitoring development progress through measurable indicators across nine SDG-linked themes. It helps Gram Panchayats identify local priorities, design targeted interventions, and track performance over time. PAI also encourages healthy competition by highlighting best practices and supports incentivization of high-performing Panchayats, ensuring effective planning and improved developmental outcomes.

Key improvements in PAI 2.0

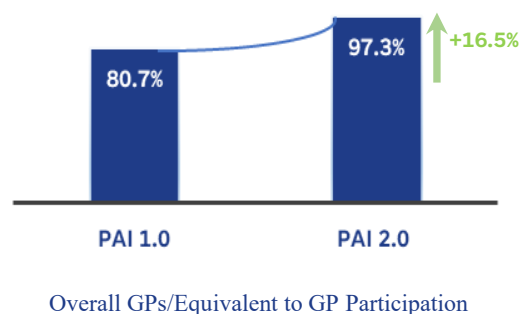
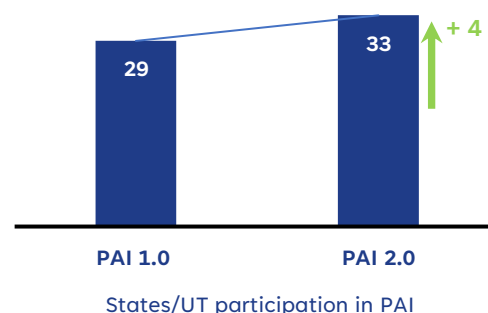
- Substantial rationalization of indicators, reduced from **516 indicators** and 794 data points in PAI v.1.0 to **150 indicators** and 230 data points, ensuring sharper focus and better usability
- Data points have been simplified to make them easy to understand, collect and use at the Gram Panchayat level.
- Introduction of a single integrated data entry form, replacing multiple fragmented data capture formats
- Soft validation and cross-data validation mechanisms to enhance data accuracy and reliability
- Enhanced auto-porting of data from national portals of nodal Union Ministries and Departments
- Mandatory Gram Sabha validation to promote transparency and accountability
- The user interface has been enhanced with real-time dashboards for intuitive navigation and better decision-making
- Embedded vernacular language support, and integration with the Panchayat Nirnay application for evidence-based Gram Panchayat Development Plan

The revised framework ensures standardized, comparable, and equally weighted indicators, strengthening the linkage of PAI with National Panchayat Awards and other incentive mechanisms.


Coverage and Participation

PAI 2.0 recorded **wide national participation**, with **33 out of 36 States and Union Territories** taking part in the exercise. This included **27 out of 28 States** (except West Bengal) and **6 out of 8 Union Territories** (excluding Delhi and Chandigarh, which do not have Gram Panchayats).

A total of **2,59,867 Gram Panchayats/Equivalent GPs**, representing **97.30%** of the total 2,66,999 Panchayats across participating States/UTs, submitted validated data on the PAI portal. This marks a significant improvement over **PAI Version 1.0**, which had recorded 80.79% participation.



How is PAI Computed?



The Panchayat Advancement Index (PAI) is computed through a robust, multi-step process using pre-identified local indicators across nine themes. While the Ministry of Panchayati Raj develops the indicator framework in consultation with other Ministries, Departments and State Governments, the actual data is collected by Gram Panchayats/TLB and concerned line departments through a common portal, pai.gov.in, at the GP level, which is then validated through several administrative layers, including Gram Sabha verification. The score for each theme is derived from these indicators on a 0-100 scale which, in turn, determine the overall PAI score (0-100), based on which Panchayats are classified into five grades for comparison.



Panchayat Advancement Index (PAI) 2.0 (FY 2023-24) has been compiled based on 112 unique local Indicators consisting of 153 unique data points across 9 themes of LSDGs (Localization of Sustainable Development Goals) aligned with National Indicator Framework (NIF) of the Ministry of Statistics and Programme Implementation (MoSPI). The PAI reflects India's commitment to achieving the SDG 2030 Agenda through participatory, bottom-up development. Based on the PAI scores & thematic Scores achieved by different Gram Panchayats/Equivalent to GP, these GPs are graded into one of the categories of performance **Achiever: (90+)**, **Front Runner: (75 to below 90)**; **Performer: (60 to below 75)**; **Aspirant: (40 to below 60)** and **Beginners (below 40)**.

Performance Categories

Based on composite scores, Gram Panchayats/Equivalent to GP are classified into five categories:

A+ (Achiever)	A (Front Runner)	B (Performer)	C (Aspirant)	D (Beginner)
90 and above	75 - below 90	60 - below 75	40 - below 60	Below 40
0	3,635	1,18,824	1,23,719	13,689

State/UT-wise details are provided in **Annexure–A**

Impact and Use of PAI

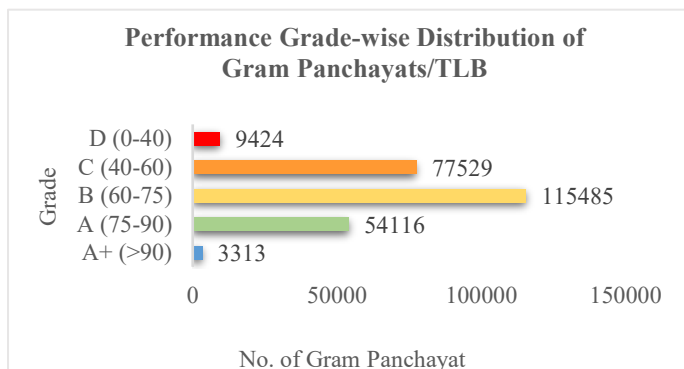
- States are actively disseminating PAI scores among stakeholders through workshops at block, district, and state levels.
- Panchayats are displaying PAI scorecards outside their offices to promote transparency & accountability and encourage citizen engagement.
- Discussion of PAI scores has become a regular agenda item in Gram Sabha meetings.
- Some states use PAI scores to allocate additional resources to Panchayats.
- PAI serves as a key tool for evidence-based planning across many states. It helps Panchayats identify and prioritize focus areas in their Gram Panchayat Development Plans (GPDPs).
- High-performing Gram Panchayats are being developed as Panchayat Learning Centers. Exposure visits for Panchayati Raj Institutions (PRIs) are organized to these top-performing Panchayats.
- Several states link PAI performance with recognition and awards.

Findings of Thematic Scores

Top performing Themes



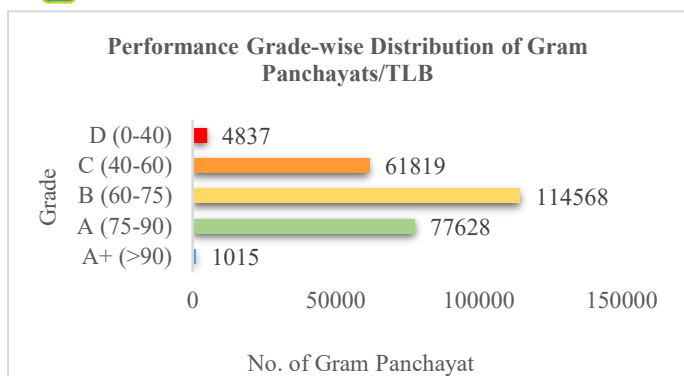
Theme 1 - Poverty Free and Enhanced Livelihoods in Panchayat



A total of 3,313 Gram Panchayats (GPs)/TLBs across the country have achieved the **A+** grade, reflecting significance performance standards of poverty reduction and livelihood generation



Theme 2 - Healthy Panchayat

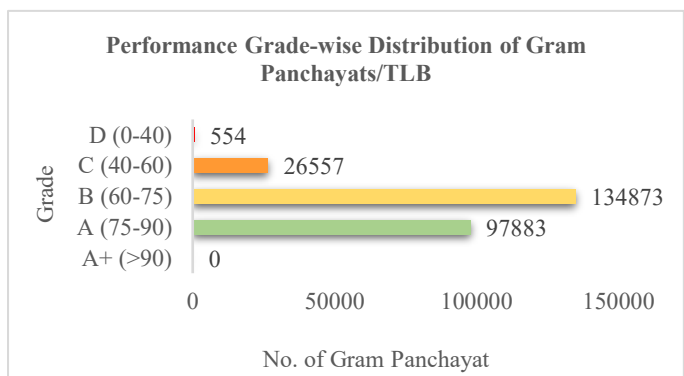


A total of 1,015 A+ Grade Gram Panchayats/TLBs under Theme 2 represent exemplary achievement in promoting healthy living conditions. These Panchayats have demonstrated strong outcomes in preventive healthcare, nutrition awareness, sanitation practices, and community engagement.

Average Performing Themes



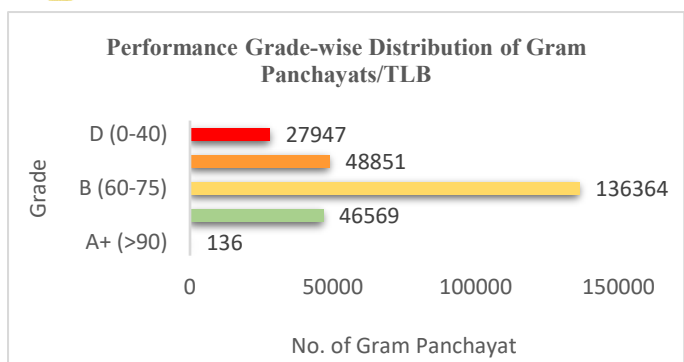
Theme 7 - Socially Just and Socially Secured Panchayat



The concentration of **97,883 & 1,34,873** Gram Panchayats/TLB in A and B categories highlights substantial achievements in strengthening role of Panchayats as key institutions for inclusive governance and social justice.



Theme 8 - Panchayat with Good Governance



The largest concentration of Gram Panchayats/TLB, **1,36,364** fall under the **B Grade (60-75)** category, reflecting stable and satisfactory performance across core governance and development indicators

PAI Portal

Portal facilitates comprehensive data collection and data validation through an intuitive online platform <https://pai.gov.in/>, ensuring real-time updates. It is designed as a robust, user-friendly, and multilingual interface for efficient information management.

Gram Panchayat Score Card

Score Card of the Gram Panchayat; Best Gram Panchayat of District and Block are available on the Portal. The score card can be download and disseminated at GP Bhawan; District & Block Offices for wider dissemination of the PAI scores to the citizen.



Utility of Panchayat Advancement Index (PAI) in Strengthening Panchayat Governance

Panchayat Advancement Index (PAI) has become a key evidence-based tool for improving planning, performance monitoring, and accountability of Gram Panchayats/TLBs across States and Union Territories. States are actively using PAI scores for evidence-based planning, prioritization of low-performing themes, and targeted interventions. The framework supports capacity building through dedicated training sessions for elected representatives and functionaries to better understand data use and governance outcomes.

PAI has also been institutionalized for policy decisions, including identification of Beacon Panchayats, Panchayat Learning Centers, and Model Women-Friendly Panchayats, promoting peer learning and replication of best practices. The Index is emerging as a catalyst for transparent, outcome-oriented, and inclusive rural governance

Conclusion

The Panchayat Advancement Index (PAI) plays a pivotal role in advancing the vision of Viksit Bharat by fostering data-driven, outcome-oriented governance in rural areas. PAI will be a significant tool for Union Ministries and State Government to assess the outcome of their schemes and also pave the path for policy formulation, ensuring more transparent & accountable rural governance.

Annexure A

State/UT wise No. of GP/Equivalent to GP categorized in grades of PAI v.2.0 FY 2023-24							
S. No	State/UT	No. of GPs/Equivalent to GP	No. of GP submitted Data*	A	B	C	D
1	Andaman & Nicobar	70	70	0	21	49	0
2	Andhra Pradesh	13310	13310	591	10178	2468	73
3	Arunachal Pradesh	2108	2108	0	72	1718	318
4	Assam	2192	2192	25	1209	884	74
5	Bihar	8053	8053	2	771	6862	418
6	Chhattisgarh	11643	11643	30	3936	5941	1736
7	Gujarat	14534	14534	75	11963	2471	25
8	Goa	191	188	0	80	107	1
9	Haryana	6225	6225	7	3342	2779	97
10	Himachal Pradesh	3615	3615	1	1706	1828	80
11	Jammu & Kashmir	4291	4291	1	1459	2792	39
12	Jharkhand	4345	4345	6	1993	2311	35
13	Karnataka	5946	5946	36	3707	2172	31
14	Kerala	941	941	95	840	6	0
15	Ladakh	193	193	0	62	129	2
16	Lakshadweep	10	10	0	5	5	0
17	Madhya Pradesh	23011	23011	33	11154	11514	310
18	Maharashtra	27894	27894	315	10049	16909	621
19	Manipur	3041	3041	0	57	1231	1753
20	Meghalaya	6859	3069	0	18	2292	759
21	Nagaland	1277	1277	0	33	1040	204
22	Mizoram	840	840	34	549	253	4
23	Odisha	6794	6794	555	4566	1627	46
24	Puducherry	108	108	0	77	31	0
25	Punjab	13233	13233	1	3275	9464	493
26	Rajasthan	11037	11037	8	5437	5389	203
27	Sikkim	199	199	1	163	35	0
28	Tamil Nadu	12482	12482	197	10520	1746	19
29	Telangana	12556	12556	624	10056	1853	23
30	Dadra and Nagar Haveli and Daman and Diu	42	42	1	29	12	0
31	Tripura	1176	1176	943	233	0	0
32	Uttarakhand	7766	7766	3	2359	5203	201
33	Uttar Pradesh	57678	57678	51	18905	32598	6124
34	West Bengal*	3339	0				
	Total	266999	259867	3635	118824	123719	13689
# No Gram Panchayat/ Equivalent to GP are fallen under Grade A+							
No. of GPs whose data has been submitted on PAI Portal after validation by State/UT*							
* West Bengal has not on-boarded in the exercise of PAI 2.0							

STATE WISE SNAPSHOTS

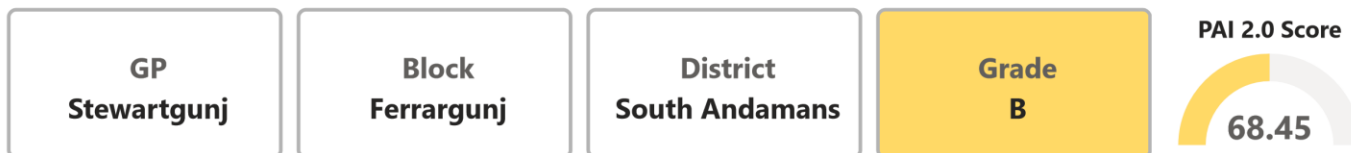
Progress of all States participated in PAI 2.0 is shown from the following pages

Andaman And Nicobar Islands

Union Territory Profile

Total No. of Districts	Total No. of Blocks	Total No. of GPs/TLBs	Total No. of GPs/TLBs Onboarded
3	7	70	70

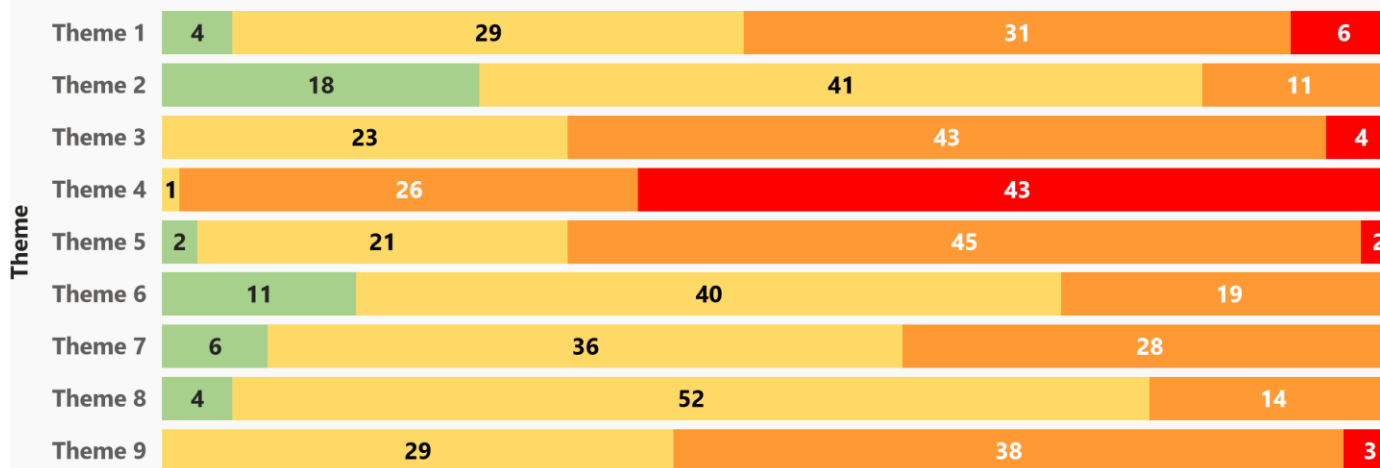
Best Performing GP/TLB in Andaman And Nicobar Islands



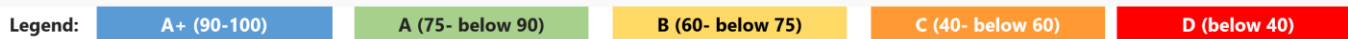
Overall Number of GPs/TLBs by Grade



Thematic Distribution of GPs/TLBs by Grade



No. of GPs/TLBs



Theme Wise Best performing Gram Panchayats/Traditional Local Bodies

Theme Name	GP/TLB	Block	District	Thematic Score	Thematic Grade
T1 - Poverty Free and Enhanced Livelihoods Panchayat	Guptapara	Ferrargunj	South Andamans	85.67	A
T2 - Healthy Panchayat	Rangat	Rangat	North And Middle Andaman	85.84	A
T3 - Child Friendly Panchayat	Sabri	Rangat	North And Middle Andaman	73.16	B
T4 - Water Sufficient Panchayat	Stewartgunj	Ferrargunj	South Andamans	65.76	B
T5 - Clean and Green Panchayat	Rabindranagar	Little Andaman	South Andamans	75.83	A
T6 - Self-sufficient Infrastructure in Panchayat	Wandoor	Ferrargunj	South Andamans	82.34	A
T7 - Socially Just and Socially Secured Panchayat	Vivekanandapur	Little Andaman	South Andamans	77.75	A
T8 - Panchayat with Good Governance	Beodnabad	Prothrapur	South Andamans	82.08	A
T9 - Women Friendly Panchayat	Bakultala	Rangat	North And Middle Andaman	69.54	B

State Profile

Total No. of Districts	Total No. of Blocks	Total No. of GPs/TLBs	Total No. of GPs/TLBs Onboarded
26	645	13310	13310

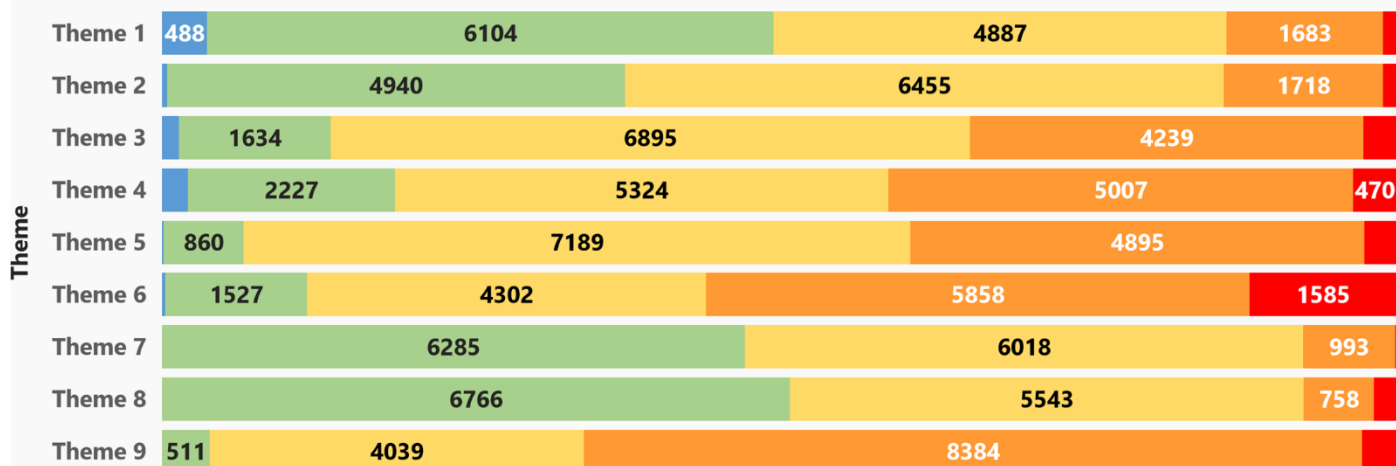
Best Performing GP/TLB in Andhra Pradesh



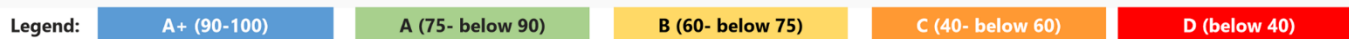
Overall Number of GPs/TLBs by Grade



Thematic Distribution of GPs/TLBs by Grade



No. of GPs/TLBs



Theme Wise Best performing Gram Panchayats/Traditional Local Bodies

Theme Name	GP/TLB	Block	District	Thematic Score	Thematic Grade
T1 - Poverty Free and Enhanced Livelihoods Panchayat	Chemmullapalli	Khajipet	Y.S.R.	97.14	A+
T2 - Healthy Panchayat	Pandrapadu	Kakumanu	Guntur	91.33	A+
T3 - Child Friendly Panchayat	Kachavaram	Karempudi	Palnadu	96.67	A+
T4 - Water Sufficient Panchayat	Yepiligunta	Marripadu	Spsr Nellore	95.00	A+
T5 - Clean and Green Panchayat	Thoopalli	Gandlapenta	Sri Sathya Sai	94.03	A+
T6 - Self-sufficient Infrastructure in Panchayat	Gundamala	Kotha Patnam	Prakasam	92.50	A+
T7 - Socially Just and Socially Secured Panchayat	Savaragudem	Gannavaram	Krishna	88.80	A
T8 - Panchayat with Good Governance	C.Reddy Gari Palle	Rompicherla	Chittoor	90.16	A+
T9 - Women Friendly Panchayat	Durgi	Durgi	Palnadu	92.92	A+

State Profile

Total No. of Districts	Total No. of Blocks	Total No. of GPs/TLBs	Total No. of GPs/TLBs Onboarded
25	117	2108	2108

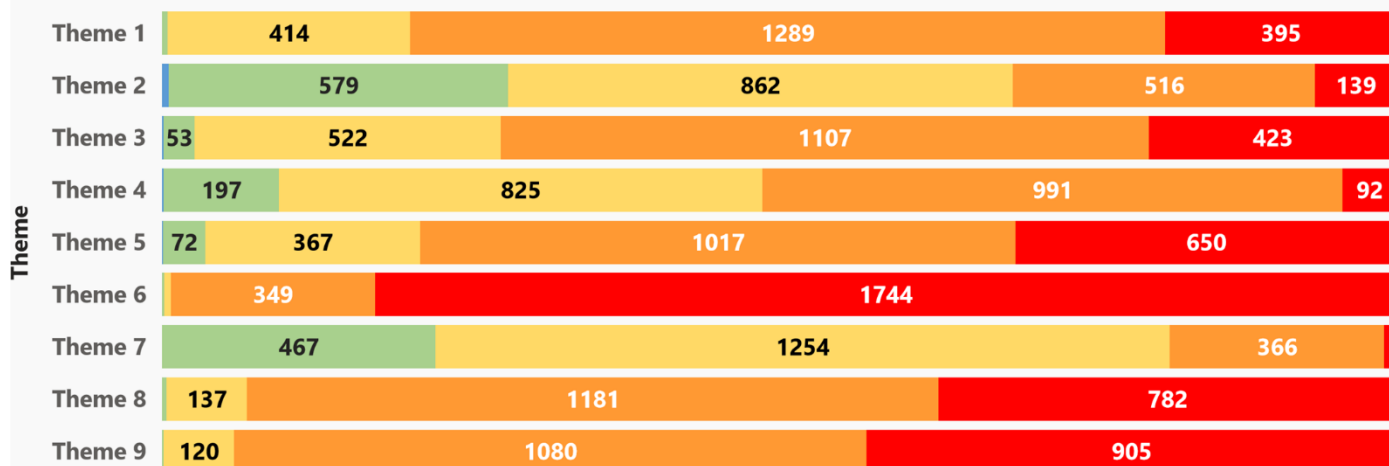
Best Performing GP/TLB in Arunachal Pradesh



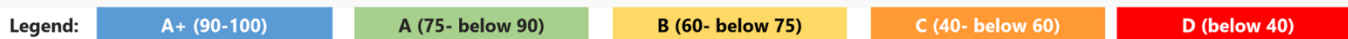
Overall Number of GPs/TLBs by Grade



Thematic Distribution of GPs/TLBs by Grade



No. of GPs/TLBs



Theme Wise Best performing Gram Panchayats/Traditional Local Bodies

Theme Name	GP/TLB	Block	District	Thematic Score	Thematic Grade
T1 - Poverty Free and Enhanced Livelihoods Panchayat	Pangin-I	Pangin	Siang	79.88	A
T2 - Healthy Panchayat	Pam	Ramli Bango	Lower Siang	91.33	A+
T3 - Child Friendly Panchayat	Nafra East	Nafra	West Kameng	92.50	A+
T4 - Water Sufficient Panchayat	Jeru	Geku	Upper Siang	94.44	A+
T5 - Clean and Green Panchayat	Sika Bamin-li	Ruksin	East Siang	92.50	A+
T6 - Self-sufficient Infrastructure in Panchayat	Kallek	Pangin	Siang	83.75	A
T7 - Socially Just and Socially Secured Panchayat	Bindo-Maling	Gangte	Kra Daadi	87.92	A
T8 - Panchayat with Good Governance	Yemsing	Pangin	Siang	75.22	A
T9 - Women Friendly Panchayat	West Puniyo(Myoli)	Hong-Hari	Lower Subansiri	77.08	A

Assam



State Profile

Total No. of Districts	Total No. of Blocks	Total No. of GPs/TLBs	Total No. of GPs/TLBs Onboarded
27	181	2192	2192

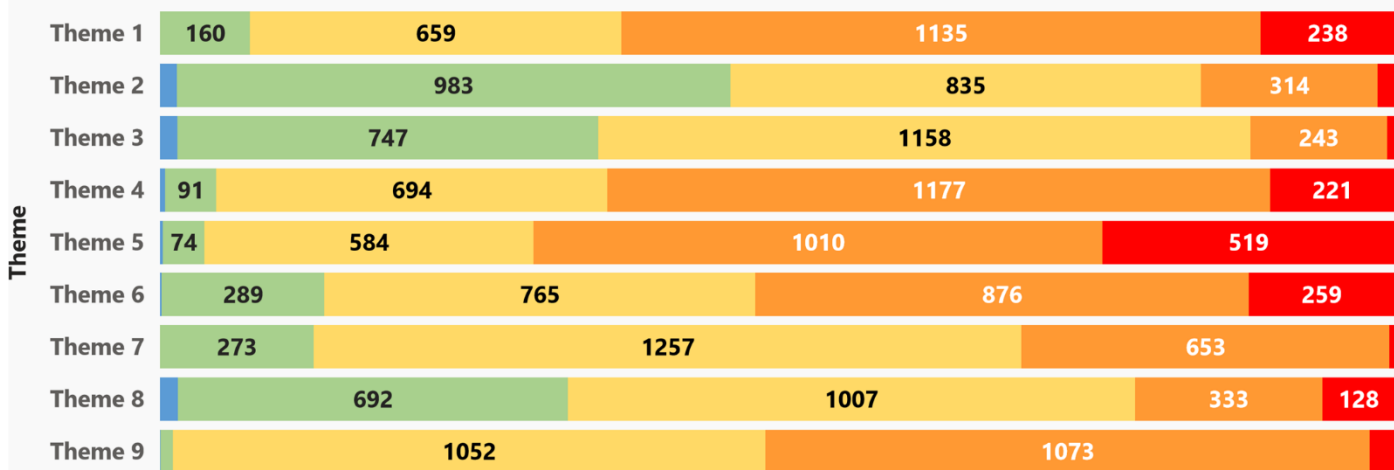
Best Performing GP/TLB in Assam



Overall Number of GPs/TLBs by Grade



Thematic Distribution of GPs/TLBs by Grade



No. of GPs/TLBs



Theme Wise Best performing Gram Panchayats/Traditional Local Bodies

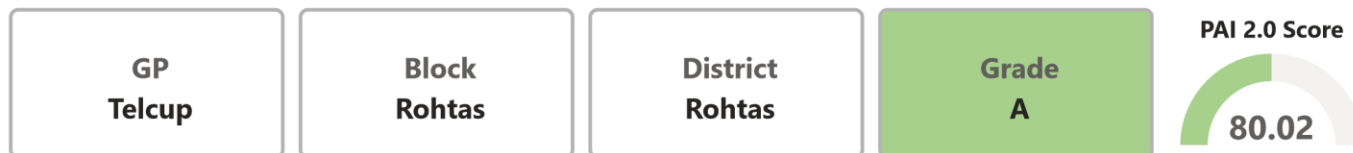
Theme Name	GP/TLB	Block	District	Thematic Score	Thematic Grade
T1 - Poverty Free and Enhanced Livelihoods Panchayat	Upahupara	Pachim-Mangaldai	Darrang	87.50	A
T2 - Healthy Panchayat	Sirajuli	Dhekiajuli	Sonitpur	91.33	A+
T3 - Child Friendly Panchayat	Borchalla	Amguri	Sivasagar	95.28	A+
T4 - Water Sufficient Panchayat	New Napam	Gabhoru	Sonitpur	92.50	A+
T5 - Clean and Green Panchayat	Jumarmur	Kathiatoli	Nagaon	95.00	A+
T6 - Self-sufficient Infrastructure in Panchayat	New Napam	Gabhoru	Sonitpur	91.43	A+
T7 - Socially Just and Socially Secured Panchayat	Morongi	Morongi	Golaghat	88.32	A
T8 - Panchayat with Good Governance	Sagarkuchi Bistupur	Ghograpar	Nalbari	100.00	A+
T9 - Women Friendly Panchayat	New Napam	Gabhoru	Sonitpur	90.08	A+

Bihar

State Profile

Total No. of Districts	Total No. of Blocks	Total No. of GPs/TLBs	Total No. of GPs/TLBs Onboarded
38	520	8053	8053

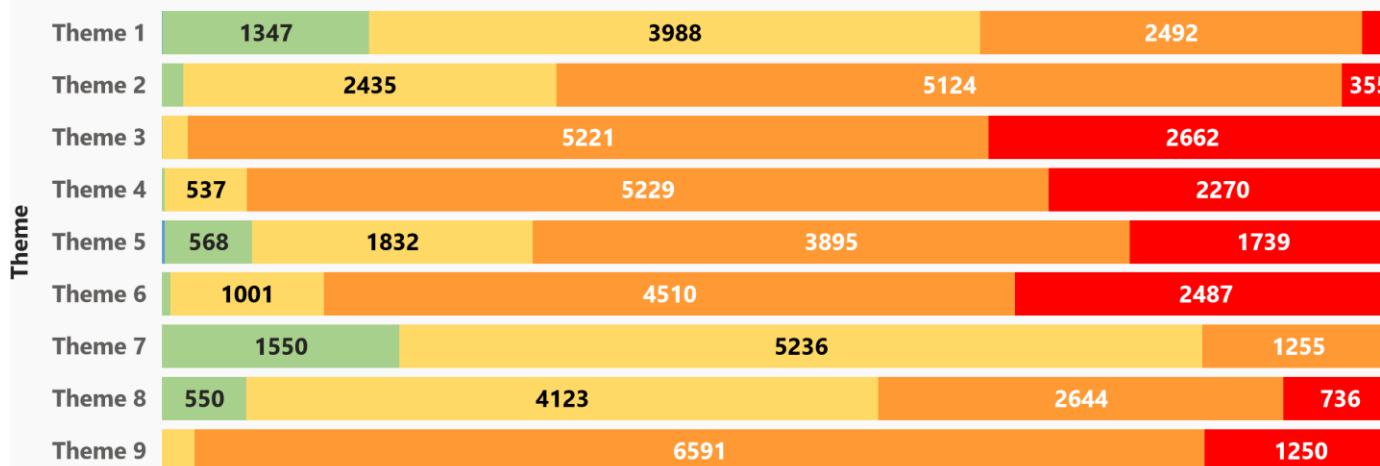
Best Performing GP/TLB in Bihar



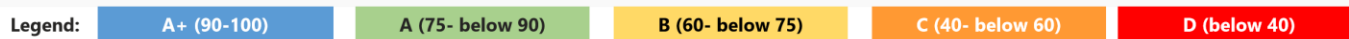
Overall Number of GPs/TLBs by Grade



Thematic Distribution of GPs/TLBs by Grade



No. of GPs/TLBs



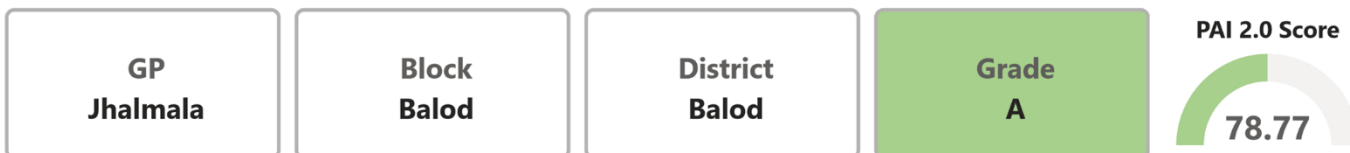
Theme Wise Best performing Gram Panchayats/Traditional Local Bodies

Theme Name	GP/TLB	Block	District	Thematic Score	Thematic Grade
T1 - Poverty Free and Enhanced Livelihoods Panchayat	Amba North	Piprahi	Sheohar	92.72	A+
T2 - Healthy Panchayat	Khalawa	Nautan	Siwan	89.03	A
T3 - Child Friendly Panchayat	Dumri Bhagarawa	Piprasi	Pashchim Champaran	83.14	A
T4 - Water Sufficient Panchayat	Piprasi	Piprasi	Pashchim Champaran	94.00	A+
T5 - Clean and Green Panchayat	Dullahpur	Simri	Buxar	94.24	A+
T6 - Self-sufficient Infrastructure in Panchayat	Jajuar Middle	Katra	Muzaffarpur	85.63	A
T7 - Socially Just and Socially Secured Panchayat	Bahera	Banka	Banka	88.23	A
T8 - Panchayat with Good Governance	Samohra	Rohtas	Rohtas	87.14	A
T9 - Women Friendly Panchayat	Gaura-1	Teghra	Begusarai	75.15	A

State Profile

Total No. of Districts	Total No. of Blocks	Total No. of GPs/TLBs	Total No. of GPs/TLBs Onboarded
33	145	11643	11643

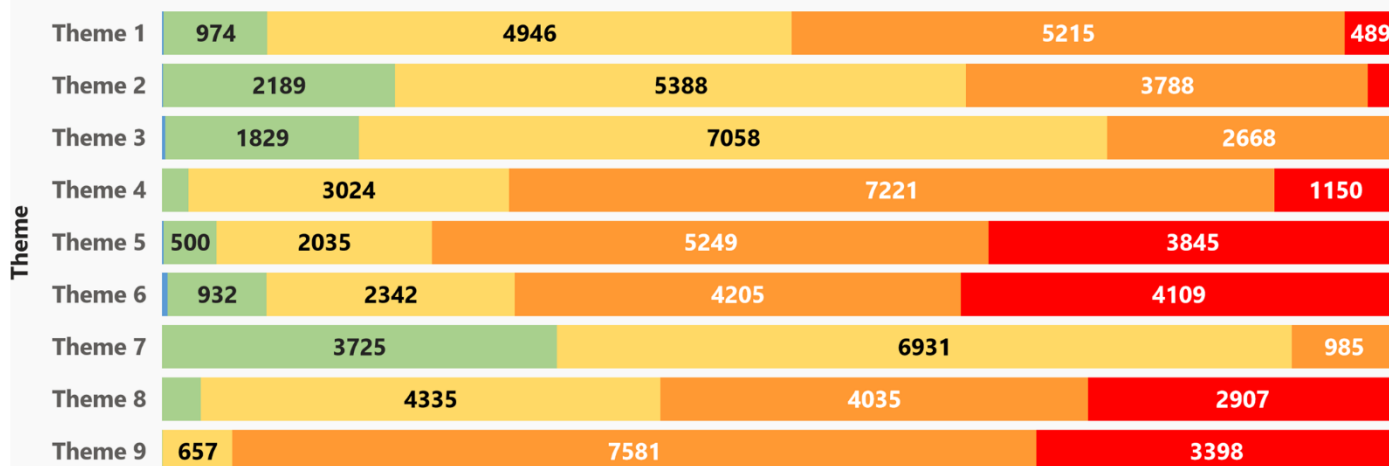
Best Performing GP/TLB in Chhattisgarh



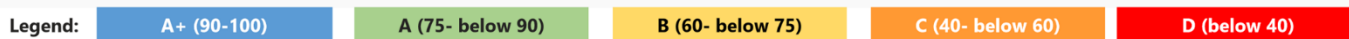
Overall Number of GPs/TLBs by Grade



Thematic Distribution of GPs/TLBs by Grade



No. of GPs/TLBs



Theme Wise Best performing Gram Panchayats/Traditional Local Bodies

Theme Name	GP/TLB	Block	District	Thematic Score	Thematic Grade
T1 - Poverty Free and Enhanced Livelihoods Panchayat	Mandraud	Kurud	Dhamtari	94.48	A+
T2 - Healthy Panchayat	Khamhariya	Dhamtari	Dhamtari	91.33	A+
T3 - Child Friendly Panchayat	Kachiya	Wadraf Nagar	Balrampur	95.71	A+
T4 - Water Sufficient Panchayat	Borgahan F	Gunderdehi	Balod	90.71	A+
T5 - Clean and Green Panchayat	Sardih	Bagicha	Jashpur	95.00	A+
T6 - Self-sufficient Infrastructure in Panchayat	Vinayakpur	Durg	Durg	92.22	A+
T7 - Socially Just and Socially Secured Panchayat	Baihakapa	Mungeli	Mungeli	88.61	A
T8 - Panchayat with Good Governance	Raikot	Tokapal	Bastar	89.47	A
T9 - Women Friendly Panchayat	Parmalkasa	Rajnandgaon	Rajnandgaon	84.42	A

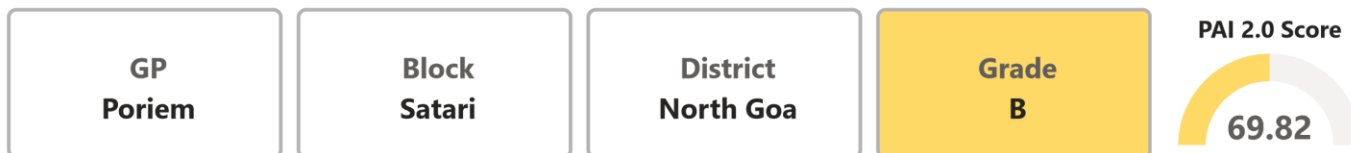
Goa



State Profile

Total No. of Districts	Total No. of Blocks	Total No. of GPs/TLBs	Total No. of GPs/TLBs Onboarded
2	12	191	188

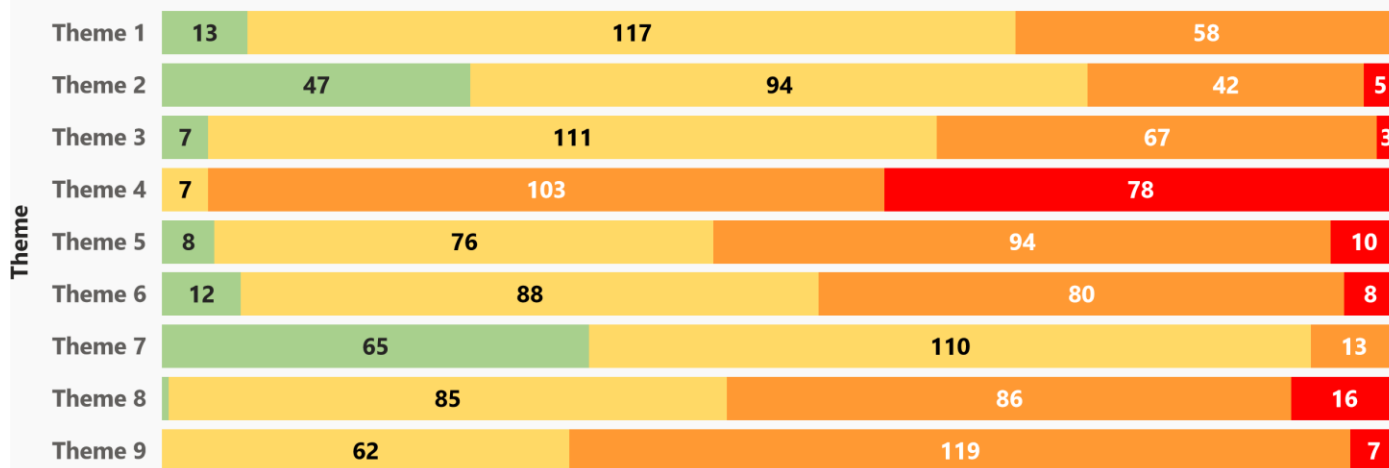
Best Performing GP/TLB in Goa



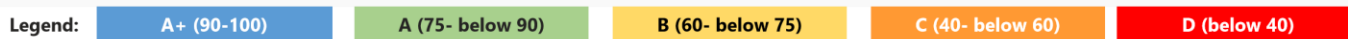
Overall Number of GPs/TLBs by Grade



Thematic Distribution of GPs/TLBs by Grade



No. of GPs/TLBs



Theme Wise Best performing Gram Panchayats/Traditional Local Bodies

Theme Name	GP/TLB	Block	District	Thematic Score	Thematic Grade
T1 - Poverty Free and Enhanced Livelihoods Panchayat	Borim	Ponda	South Goa	87.51	A
T2 - Healthy Panchayat	Birondem	Satari	North Goa	85.84	A
T3 - Child Friendly Panchayat	Casnem, Amberem, Poroscodem	Pernem	North Goa	82.40	A
T4 - Water Sufficient Panchayat	Agarwada Chopdem	Pernem	North Goa	69.62	B
T5 - Clean and Green Panchayat	Thivim	Bardez	North Goa	85.00	A
T6 - Self-sufficient Infrastructure in Panchayat	Keri Terecol	Pernem	North Goa	85.93	A
T7 - Socially Just and Socially Secured Panchayat	Rachol	Salcete	South Goa	87.33	A
T8 - Panchayat with Good Governance	Quela	Ponda	South Goa	77.17	A
T9 - Women Friendly Panchayat	Chinchinim-Deussa	Salcete	South Goa	74.41	B

Gujarat

State Profile

Total No. of Districts	Total No. of Blocks	Total No. of GPs/TLBs	Total No. of GPs/TLBs Onboarded
33	244	14534	14534

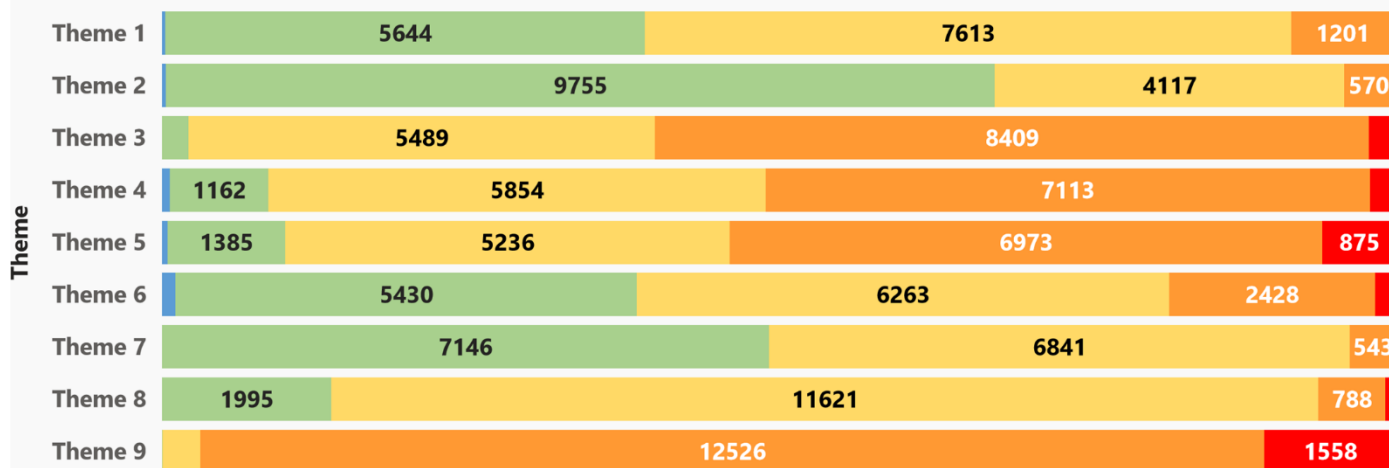
Best Performing GP/TLB in Gujarat



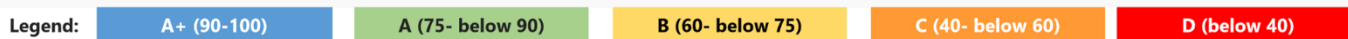
Overall Number of GPs/TLBs by Grade



Thematic Distribution of GPs/TLBs by Grade



No. of GPs/TLBs



Theme Wise Best performing Gram Panchayats/Traditional Local Bodies

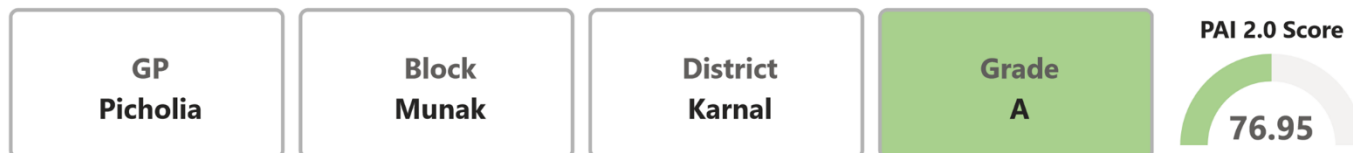
Theme Name	GP/TLB	Block	District	Thematic Score	Thematic Grade
T1 - Poverty Free and Enhanced Livelihoods Panchayat	Kunvadara	Mansa	Gandhinagar	96.12	A+
T2 - Healthy Panchayat	Lumbha	Patan Veraval	Gir Somnath	91.33	A+
T3 - Child Friendly Panchayat	Nani Undoth	Mandvi	Kachchh	91.92	A+
T4 - Water Sufficient Panchayat	Guru Nagar	Palanpur	Banas Kantha	95.00	A+
T5 - Clean and Green Panchayat	Motameda	Dhanera	Banas Kantha	95.50	A+
T6 - Self-sufficient Infrastructure in Panchayat	Nandawala	Valsad	Valsad	92.50	A+
T7 - Socially Just and Socially Secured Panchayat	Kharvan	Mahuva	Surat	88.23	A
T8 - Panchayat with Good Governance	Ashipura	Umreth	Anand	89.25	A
T9 - Women Friendly Panchayat	Rajsthali	Dhari	Amreli	79.01	A

Haryana

State Profile

Total No. of Districts	Total No. of Blocks	Total No. of GPs/TLBs	Total No. of GPs/TLBs Onboarded
22	141	6225	6225

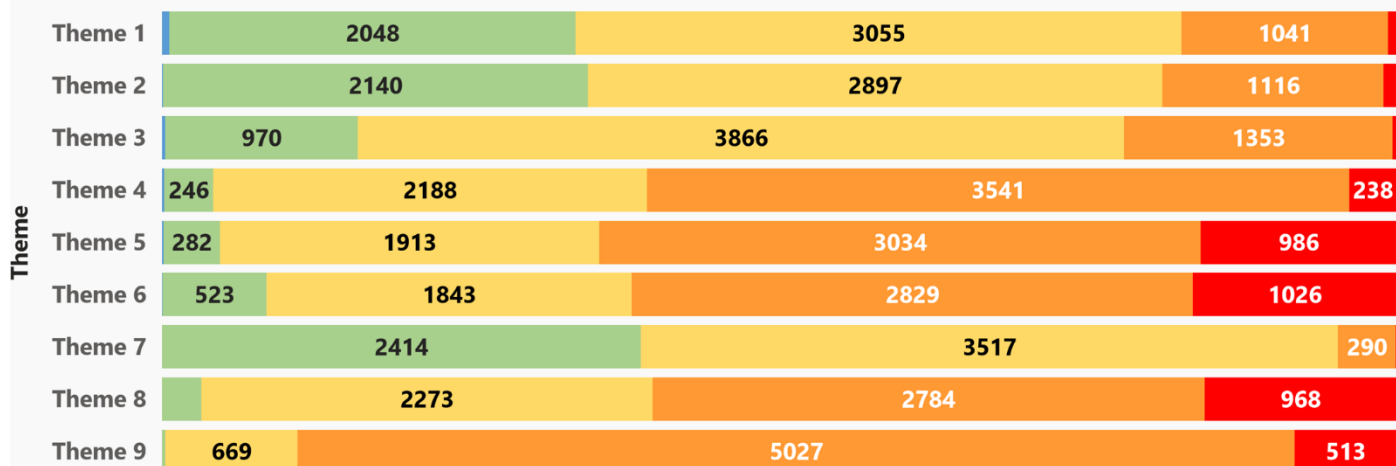
Best Performing GP/TLB in Haryana



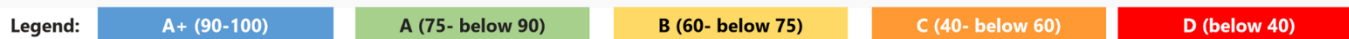
Overall Number of GPs/TLBs by Grade



Thematic Distribution of GPs/TLBs by Grade



No. of GPs/TLBs



Theme Wise Best performing Gram Panchayats/Traditional Local Bodies

Theme Name	GP/TLB	Block	District	Thematic Score	Thematic Grade
T1 - Poverty Free and Enhanced Livelihoods Panchayat	Sanpera	Murthal	Sonipat	96.63	A+
T2 - Healthy Panchayat	Behbalpur	Raipur Rani	Panchkula	90.96	A+
T3 - Child Friendly Panchayat	Siwan Majra	Barara	Ambala	96.17	A+
T4 - Water Sufficient Panchayat	Tehi	Saraswati Nagar	Yamunanagar	95.00	A+
T5 - Clean and Green Panchayat	Dhani Sheran	Ellenabad	Sirsa	95.71	A+
T6 - Self-sufficient Infrastructure in Panchayat	Dhani Raipur	Hisar-I	Hisar	92.00	A+
T7 - Socially Just and Socially Secured Panchayat	Agondh	Guhla	Kaithal	88.15	A
T8 - Panchayat with Good Governance	Kakrala Kuchiyan	Siwan	Kaithal	92.86	A+
T9 - Women Friendly Panchayat	Darwa Majri	Jagadhri	Yamunanagar	92.63	A+

State Profile

Total No. of Districts	Total No. of Blocks	Total No. of GPs/TLBs	Total No. of GPs/TLBs Onboarded
12	88	3615	3615

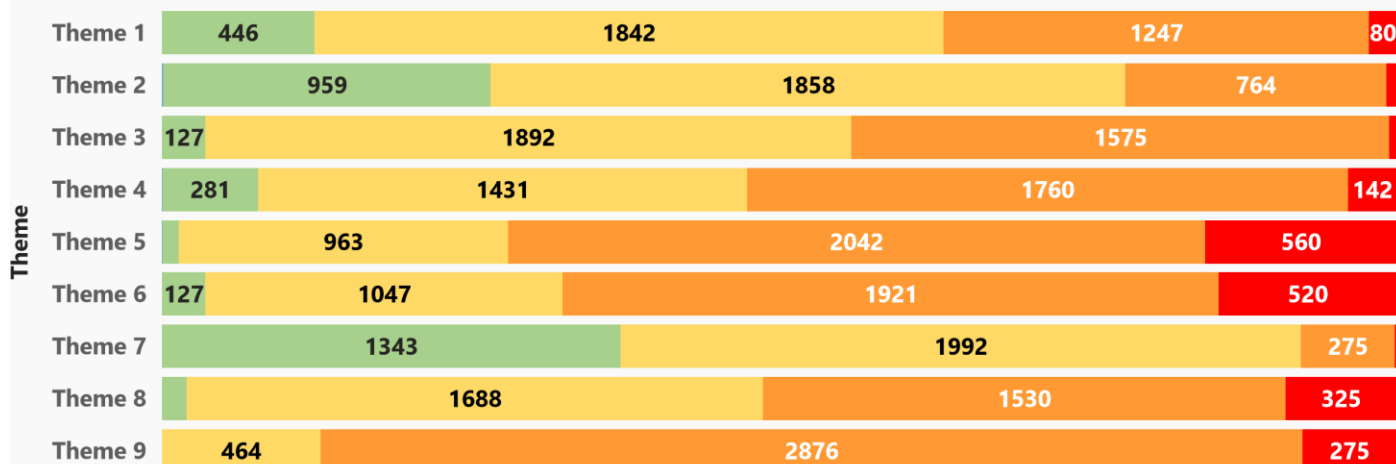
Best Performing GP/TLB in Himachal Pradesh



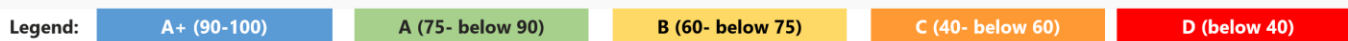
Overall Number of GPs/TLBs by Grade



Thematic Distribution of GPs/TLBs by Grade



No. of GPs/TLBs



Theme Wise Best performing Gram Panchayats/Traditional Local Bodies

Theme Name	GP/TLB	Block	District	Thematic Score	Thematic Grade
T1 - Poverty Free and Enhanced Livelihoods Panchayat	Pooh	Pooh	Kinnaur	89.95	A
T2 - Healthy Panchayat	Beral	Kunihar	Solan	91.33	A+
T3 - Child Friendly Panchayat	Deuri Dhar	Banjar	Kullu	84.85	A
T4 - Water Sufficient Panchayat	Grahan	Kullu	Kullu	95.00	A+
T5 - Clean and Green Panchayat	Lohardi	Balh	Mandi	95.00	A+
T6 - Self-sufficient Infrastructure in Panchayat	Chururu	Amb	Una	86.67	A
T7 - Socially Just and Socially Secured Panchayat	Shansha	Lahaul	Lahul And Spiti	88.82	A
T8 - Panchayat with Good Governance	Khilian	Nalagarh	Solan	83.19	A
T9 - Women Friendly Panchayat	Rajehad	Bajjnath	Kangra	74.49	B

Union Territory Profile

Total No. of Districts	Total No. of Blocks	Total No. of GPs/TLBs	Total No. of GPs/TLBs Onboarded
20	280	4291	4291

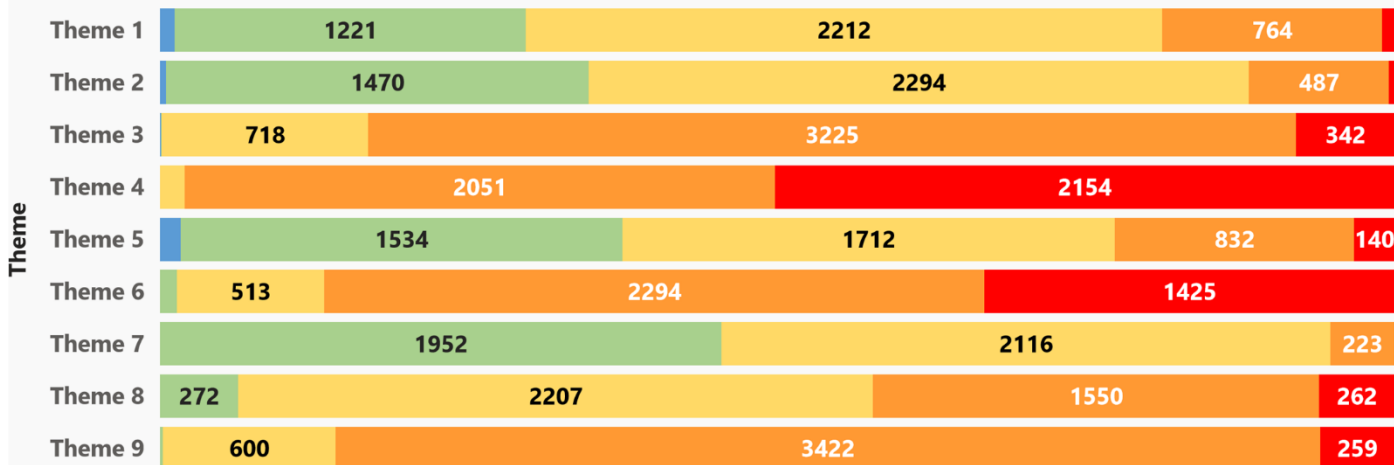
Best Performing GP/TLB in Jammu And Kashmir

GP Gund Jehangir	Block Naidkhay	District Bandipora	Grade A	PAI 2.0 Score 75.59
----------------------------	--------------------------	------------------------------	-------------------	-------------------------------

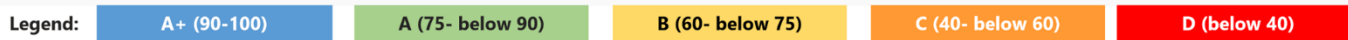
Overall Number of GPs/TLBs by Grade



Thematic Distribution of GPs/TLBs by Grade



No. of GPs/TLBs



Theme Wise Best performing Gram Panchayats/Traditional Local Bodies

Theme Name	GP/TLB	Block	District	Thematic Score	Thematic Grade
T1 - Poverty Free and Enhanced Livelihoods Panchayat	Shallabugh-A	Sherpathri	Ganderbal	97.00	A+
T2 - Healthy Panchayat	Ashmuuji-B	Qaimoh	Kulgam	91.19	A+
T3 - Child Friendly Panchayat	Yarkah A	D.H. Pora	Kulgam	94.00	A+
T4 - Water Sufficient Panchayat	Shankarpora	Shahabad	Anantnag	73.16	B
T5 - Clean and Green Panchayat	Waripora	D.H. Pora	Kulgam	95.00	A+
T6 - Self-sufficient Infrastructure in Panchayat	Pohru A	B.K. Pora	Budgam	86.25	A
T7 - Socially Just and Socially Secured Panchayat	Lamberi Lower	Lamberi	Rajouri	88.46	A
T8 - Panchayat with Good Governance	Thayan B	Kalarooch	Kupwara	85.65	A
T9 - Women Friendly Panchayat	Bakhipora	Rafiabad	Baramulla	82.12	A

State Profile

Total No. of Districts	Total No. of Blocks	Total No. of GPs/TLBs	Total No. of GPs/TLBs Onboarded
24	260	4345	4345

Best Performing GP/TLB in Jharkhand

GP
Narayanpur

Block
Gamharia

District
Saraikela
Kharsawan

Grade
A

PAI 2.0 Score

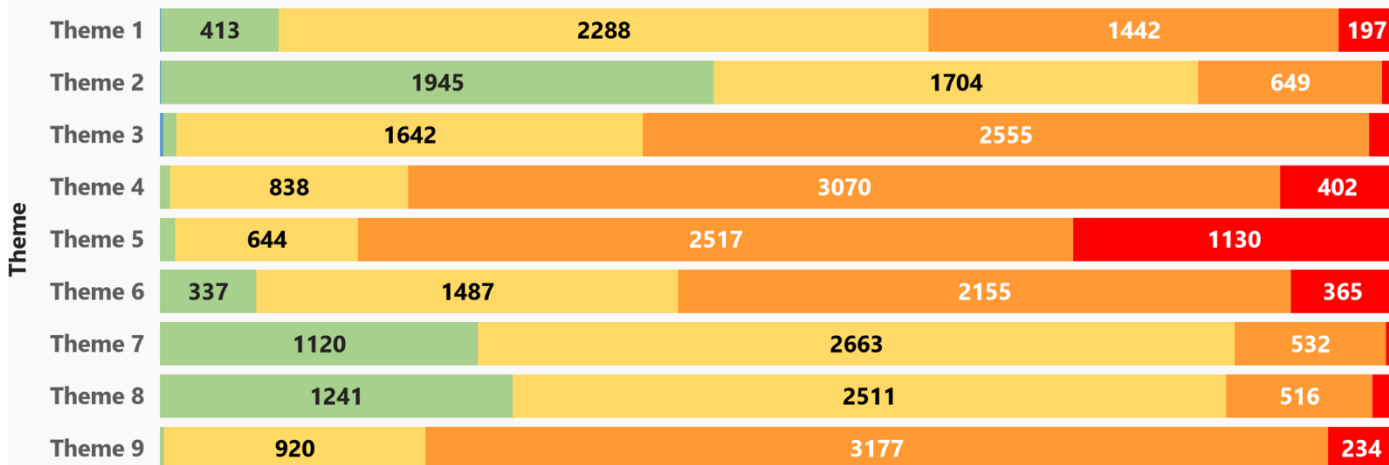


77.20

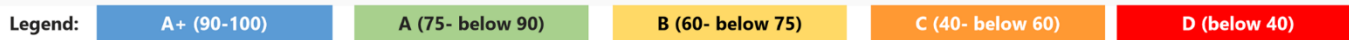
Overall Number of GPs/TLBs by Grade



Thematic Distribution of GPs/TLBs by Grade



No. of GPs/TLBs



Theme Wise Best performing Gram Panchayats/Traditional Local Bodies

Theme Name	GP/TLB	Block	District	Thematic Score	Thematic Grade
T1 - Poverty Free and Enhanced Livelihoods Panchayat	Religarha West	Dadi	Hazaribagh	96.25	A+
T2 - Healthy Panchayat	Giddi B	Dadi	Hazaribagh	91.21	A+
T3 - Child Friendly Panchayat	Moubhandar (East)	Ghatshila	East Singhbhum	94.00	A+
T4 - Water Sufficient Panchayat	Narayanpur	Gamharia	Saraikela Kharsawan	91.24	A+
T5 - Clean and Green Panchayat	Angwali South	Peterwar	Bokaro	92.48	A+
T6 - Self-sufficient Infrastructure in Panchayat	Jainagar East	Jainagar	Koderma	91.88	A+
T7 - Socially Just and Socially Secured Panchayat	Meerpur	Shaligram Ram Narayanpur Alias Hunterganj	Chatra	86.92	A
T8 - Panchayat with Good Governance	Kanko	Chandwara	Koderma	87.80	A
T9 - Women Friendly Panchayat	Pihara Pashchimi Bhag	Gawan	Giridih	81.91	A

Karnataka

State Profile

Total No. of Districts	Total No. of Blocks	Total No. of GPs/TLBs	Total No. of GPs/TLBs Onboarded
31	237	5946	5946

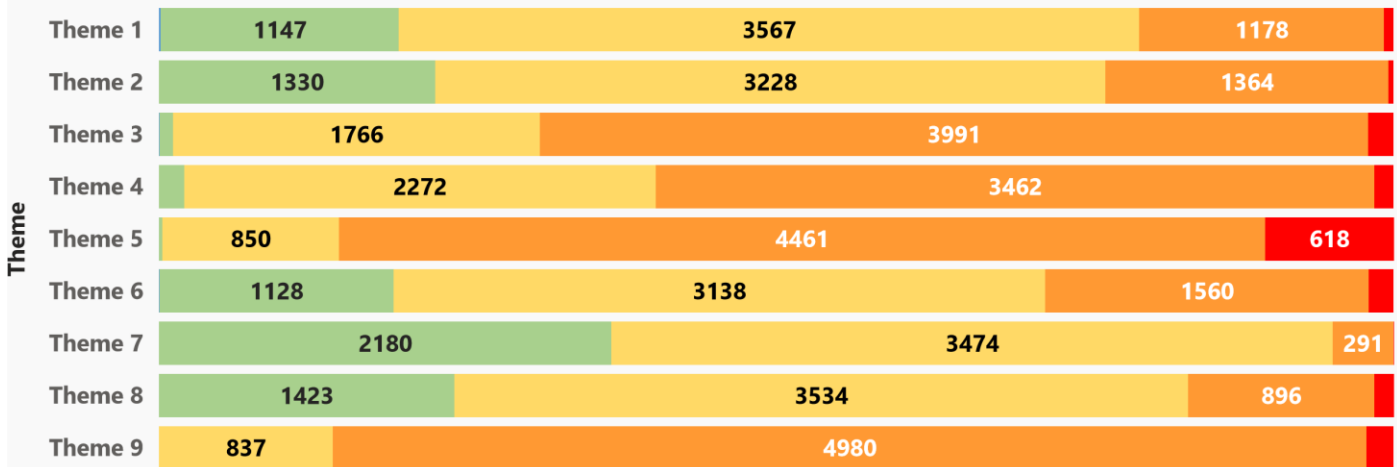
Best Performing GP/TLB in Karnataka



Overall Number of GPs/TLBs by Grade



Thematic Distribution of GPs/TLBs by Grade



No. of GPs/TLBs



Theme Wise Best performing Gram Panchayats/Traditional Local Bodies

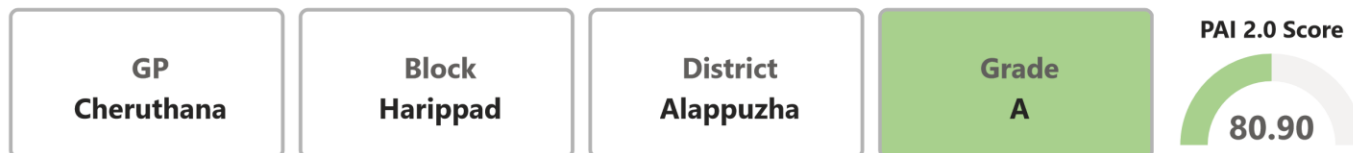
Theme Name	GP/TLB	Block	District	Thematic Score	Thematic Grade
T1 - Poverty Free and Enhanced Livelihoods Panchayat	Mudradi	Hebri	Udupi	92.57	A+
T2 - Healthy Panchayat	Hallihole	Bainduru	Udupi	89.47	A
T3 - Child Friendly Panchayat	Kannamangala	Bengaluru East	Bengaluru Urban	91.84	A+
T4 - Water Sufficient Panchayat	Madamakki	Hebri	Udupi	85.83	A
T5 - Clean and Green Panchayat	Hudikeri	Ponnampet	Kodagu	81.41	A
T6 - Self-sufficient Infrastructure in Panchayat	Turanur	Ramdurg	Belagavi	90.39	A+
T7 - Socially Just and Socially Secured Panchayat	Halanayakanahalli	Bengaluru East	Bengaluru Urban	88.10	A
T8 - Panchayat with Good Governance	Ankali	Chikodi	Belagavi	89.35	A
T9 - Women Friendly Panchayat	Karje	Brahmavara	Udupi	71.10	B

Kerala

State Profile

Total No. of Districts	Total No. of Blocks	Total No. of GPs/TLBs	Total No. of GPs/TLBs Onboarded
14	152	941	941

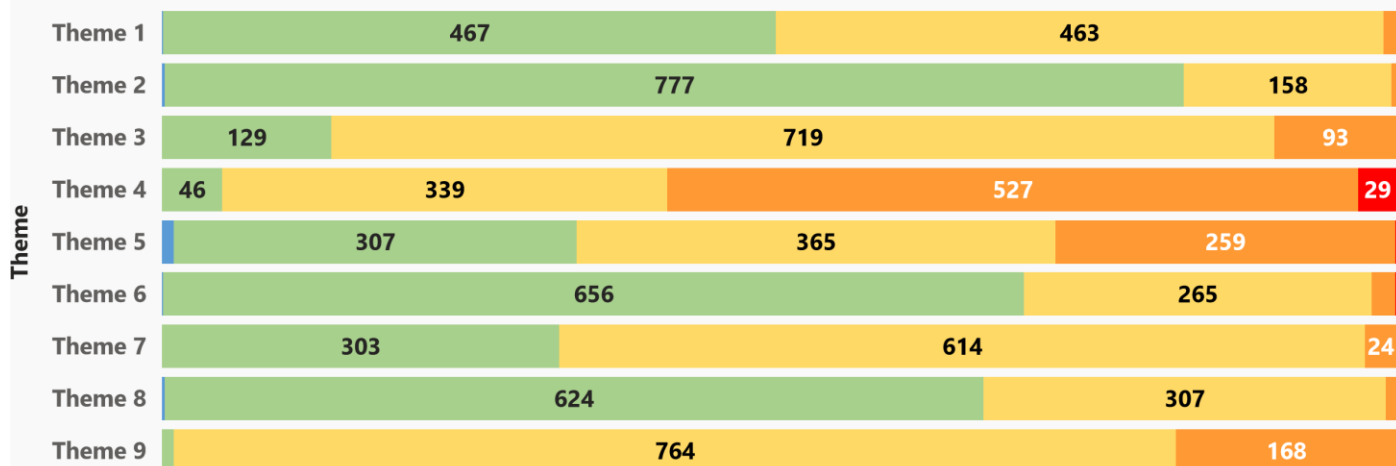
Best Performing GP/TLB in Kerala



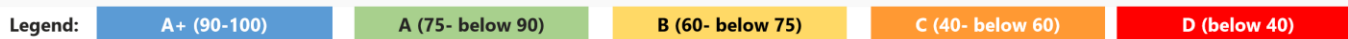
Overall Number of GPs/TLBs by Grade



Thematic Distribution of GPs/TLBs by Grade



No. of GPs/TLBs



Theme Wise Best performing Gram Panchayats/Traditional Local Bodies

Theme Name	GP/TLB	Block	District	Thematic Score	Thematic Grade
T1 - Poverty Free and Enhanced Livelihoods Panchayat	Kadalundi	Kozhikode	Kozhikode	90.08	A+
T2 - Healthy Panchayat	Niranam	Pulikeezhu	Pathanamthitta	90.62	A+
T3 - Child Friendly Panchayat	Ottor	Varkala	Thiruvananthapuram	89.19	A
T4 - Water Sufficient Panchayat	Thirupuram	Parassala	Thiruvananthapuram	86.88	A
T5 - Clean and Green Panchayat	Thrithala	Trithala	Palakkad	93.94	A+
T6 - Self-sufficient Infrastructure in Panchayat	Melukavu	Erattupetta	Kottayam	90.08	A+
T7 - Socially Just and Socially Secured Panchayat	Trippangottur	Kuthuparamba	Kannur	87.31	A
T8 - Panchayat with Good Governance	Kurumathur	Taliparamba	Kannur	90.70	A+
T9 - Women Friendly Panchayat	Kottukal	Athiyanloor	Thiruvananthapuram	78.94	A

Union Territory Profile

Total No. of Districts
2Total No. of Blocks
31Total No. of GPs
193Total No. of GPs Onboarded
193

Best Performing GP

GP
MuskooBlock
DrassDistrict
KargilGrade
B

PAI 2.0 Score

72.55

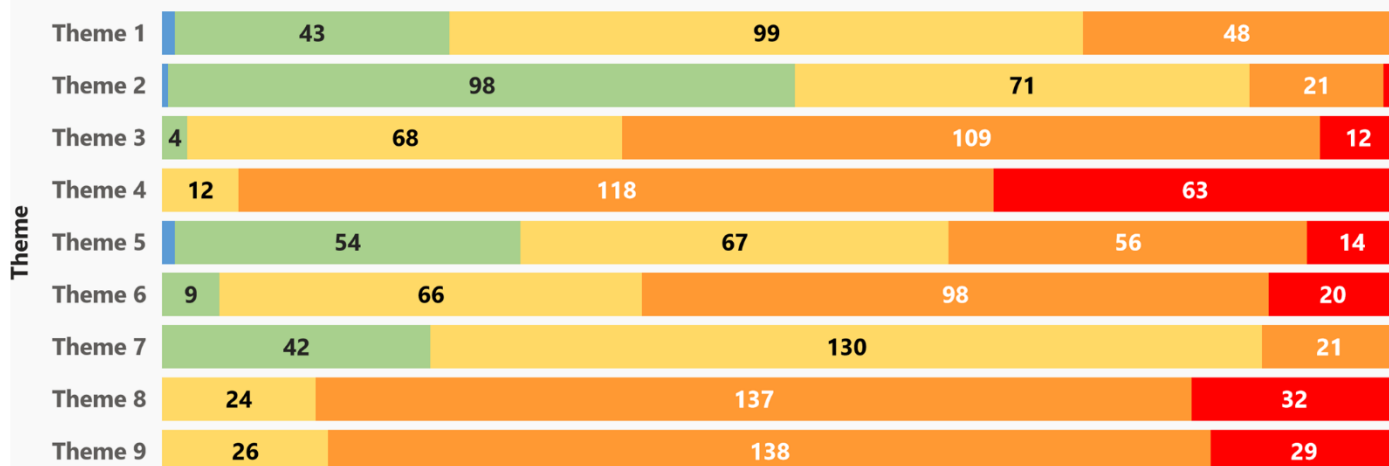
Overall Number of GPs by Grade

62

129

2

Thematic Distribution of GPs by Grade



No. of Gram Panchayats

Legend: A+ (90-100)

A (75- below 90)

B (60- below 75)

C (40- below 60)

D (below 40)

Theme Wise Best performing Gram Panchayats

Theme Name	GP	Block	District	Thematic Score	Thematic Grade
T1 - Poverty Free and Enhanced Livelihoods Panchayat	Choklamsar (Part-ii)	Leh	Leh Ladakh	97.00	A+
T2 - Healthy Panchayat	Chuchot Gongma Part ii	Chuchot	Leh Ladakh	90.07	A+
T3 - Child Friendly Panchayat	Choklamsar (Part-ii)	Leh	Leh Ladakh	77.89	A
T4 - Water Sufficient Panchayat	Likeer	Nimoo	Leh Ladakh	68.52	B
T5 - Clean and Green Panchayat	Faroona	Sankoo	Kargil	90.21	A+
T6 - Self-sufficient Infrastructure in Panchayat	Gongma Manjee	Kargil	Kargil	78.50	A
T7 - Socially Just and Socially Secured Panchayat	Karamba	Shargol	Kargil	83.40	A
T8 - Panchayat with Good Governance	Martselang	Kharu	Leh Ladakh	70.87	B
T9 - Women Friendly Panchayat	Manjee	Kargil	Kargil	69.61	B

Union Territory Profile

Total No. of Districts	Total No. of Blocks	Total No. of GPs/TLBs	Total No. of GPs/TLBs Onboarded
1	10	10	10

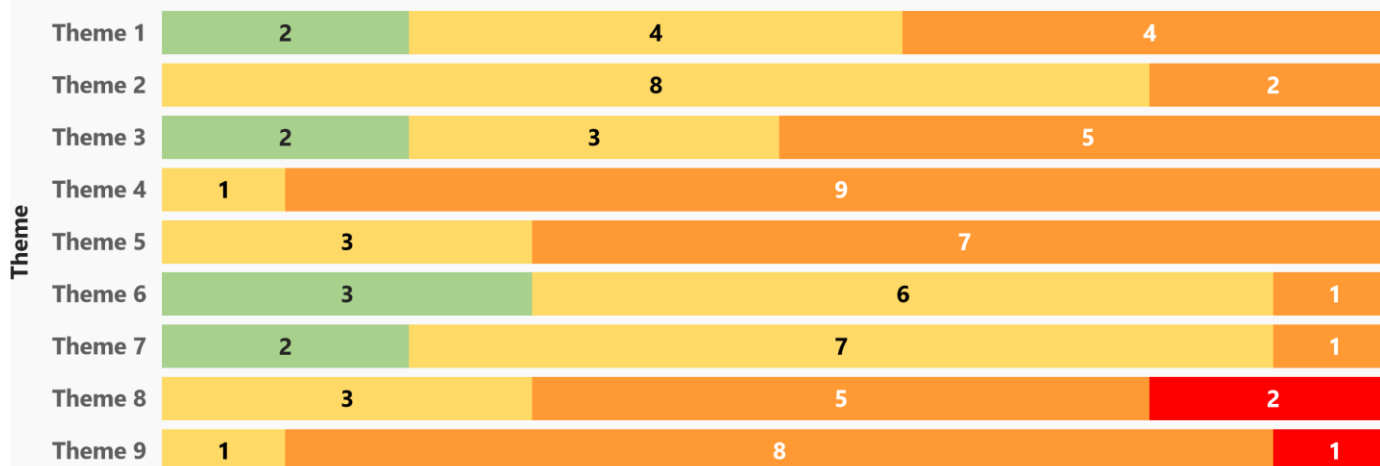
Best Performing GP/TLB in Lakshadweep



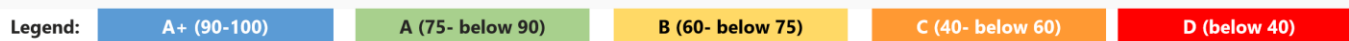
Overall Number of GPs/TLBs by Grade



Thematic Distribution of GPs/TLBs by Grade



No. of GPs/TLBs



Theme Wise Best performing Gram Panchayats/Traditional Local Bodies

Theme Name	GP/TLB	Block	District	Thematic Score	Thematic Grade
T1 - Poverty Free and Enhanced Livelihoods Panchayat	Kavaratti	Kavaratti	Lakshadweep District	80.22	A
T2 - Healthy Panchayat	Village(Dweep)Panchayat Andrott	Andrott	Lakshadweep District	71.41	B
T3 - Child Friendly Panchayat	Kalpeni	Kalpeni	Lakshadweep District	78.53	A
T4 - Water Sufficient Panchayat	Bitra	Bitra	Lakshadweep District	63.67	B
T5 - Clean and Green Panchayat	Bitra	Bitra	Lakshadweep District	65.18	B
T6 - Self-sufficient Infrastructure in Panchayat	Kavaratti	Kavaratti	Lakshadweep District	87.06	A
T7 - Socially Just and Socially Secured Panchayat	Kiltan	Kiltan	Lakshadweep District	80.66	A
T8 - Panchayat with Good Governance	Minicoy	Minicoy	Lakshadweep District	63.33	B
T9 - Women Friendly Panchayat	Minicoy	Minicoy	Lakshadweep District	67.26	B

State Profile

Total No. of Districts	Total No. of Blocks	Total No. of GPs/TLBs	Total No. of GPs/TLBs Onboarded
52	311	23011	23011

Best Performing GP/TLB in Madhya Pradesh

GP
Noudihawa

Block
Chitrangi

District
Singrauli

Grade
A

PAI 2.0 Score

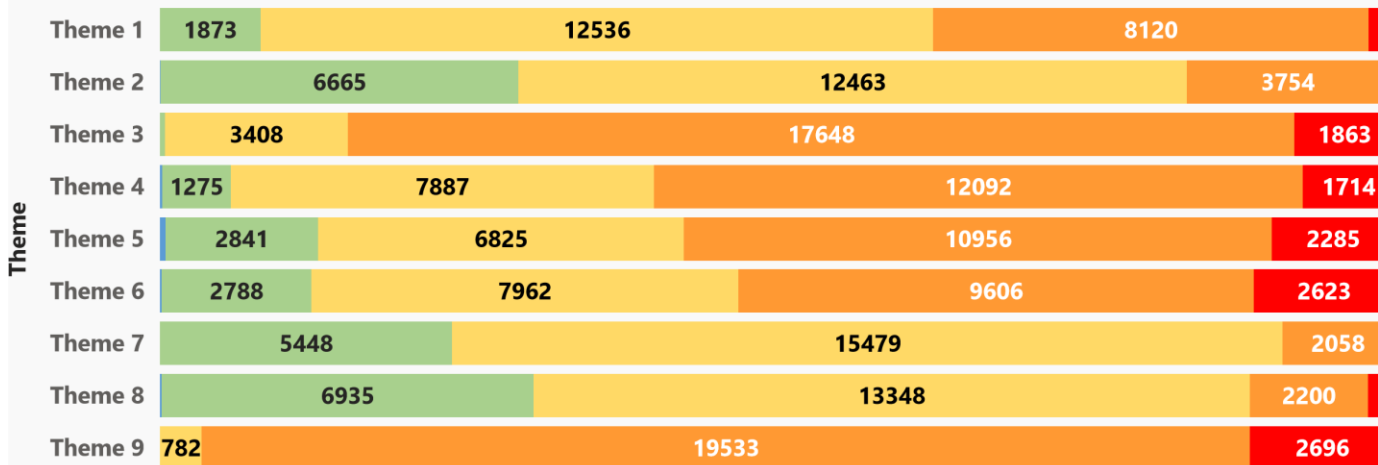


78.88

Overall Number of GPs/TLBs by Grade



Thematic Distribution of GPs/TLBs by Grade



No. of GPs/TLBs



Theme Wise Best performing Gram Panchayats/Traditional Local Bodies

Theme Name	GP/TLB	Block	District	Thematic Score	Thematic Grade
T1 - Poverty Free and Enhanced Livelihoods Panchayat	Baretha	Morar	Gwalior	89.95	A
T2 - Healthy Panchayat	Pidaria	Chitrangi	Singrauli	90.89	A+
T3 - Child Friendly Panchayat	Naudia	Chitrangi	Singrauli	92.00	A+
T4 - Water Sufficient Panchayat	Khari	Jamai	Chhindwara	94.94	A+
T5 - Clean and Green Panchayat	Guradiyakala	Bagli	Dewas	95.43	A+
T6 - Self-sufficient Infrastructure in Panchayat	Umardad	Ashta	Sehore	92.50	A+
T7 - Socially Just and Socially Secured Panchayat	Rangwasa	Indore	Indore	88.11	A
T8 - Panchayat with Good Governance	Damdham	Mandsaur	Mandsaur	90.55	A+
T9 - Women Friendly Panchayat	Semarkhapa	Mandla	Mandla	74.83	B

State Profile

Total No. of Districts	Total No. of Blocks	Total No. of GPs/TLBs	Total No. of GPs/TLBs Onboarded
34	345	27894	27894

Best Performing GP/TLB in Maharashtra

GP
Sonewadi Kd

Block
Niphad

District
Nashik

Grade
A

PAI 2.0 Score

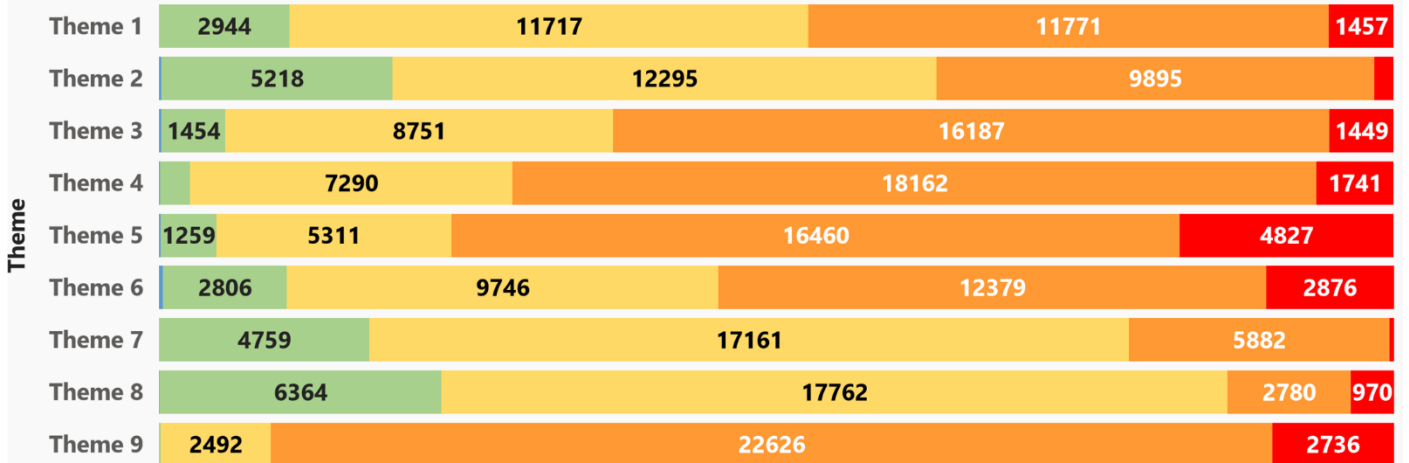


82.01

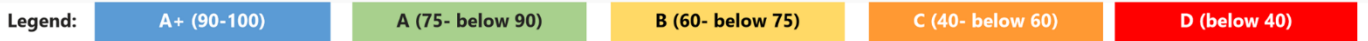
Overall Number of GPs/TLBs by Grade



Thematic Distribution of GPs/TLBs by Grade



No. of GPs/TLBs



Theme Wise Best performing Gram Panchayats/Traditional Local Bodies

Theme Name	GP/TLB	Block	District	Thematic Score	Thematic Grade
T1 - Poverty Free and Enhanced Livelihoods Panchayat	Ramnagar	Satara	Satara	96.66	A+
T2 - Healthy Panchayat	Warangtakli	Himayatnagar	Nanded	91.33	A+
T3 - Child Friendly Panchayat	Itgaon (Pu)	Bhandara	Bhandara	96.68	A+
T4 - Water Sufficient Panchayat	Khariwali	Khalapur	Raigad	93.72	A+
T5 - Clean and Green Panchayat	Zarap	Kudal	Sindhudurg	95.56	A+
T6 - Self-sufficient Infrastructure in Panchayat	Zarli	Dindori	Nashik	92.22	A+
T7 - Socially Just and Socially Secured Panchayat	Vavoshi	Khalapur	Raigad	88.82	A
T8 - Panchayat with Good Governance	Nimbale	Chandwad	Nashik	93.58	A+
T9 - Women Friendly Panchayat	Tulsidasnagar	Barshi	Solapur	88.57	A

State Profile

Total No. of Districts	Total No. of Blocks	Total No. of GPs/TLBs	Total No. of GPs/TLBs Onboarded
16	70	3041	3041

Best Performing GP/TLB in Manipur

GP
Uchekon Nongpok

Block
Kshetrigao Cd Block

District
Imphal East

Grade
B

PAI 2.0 Score

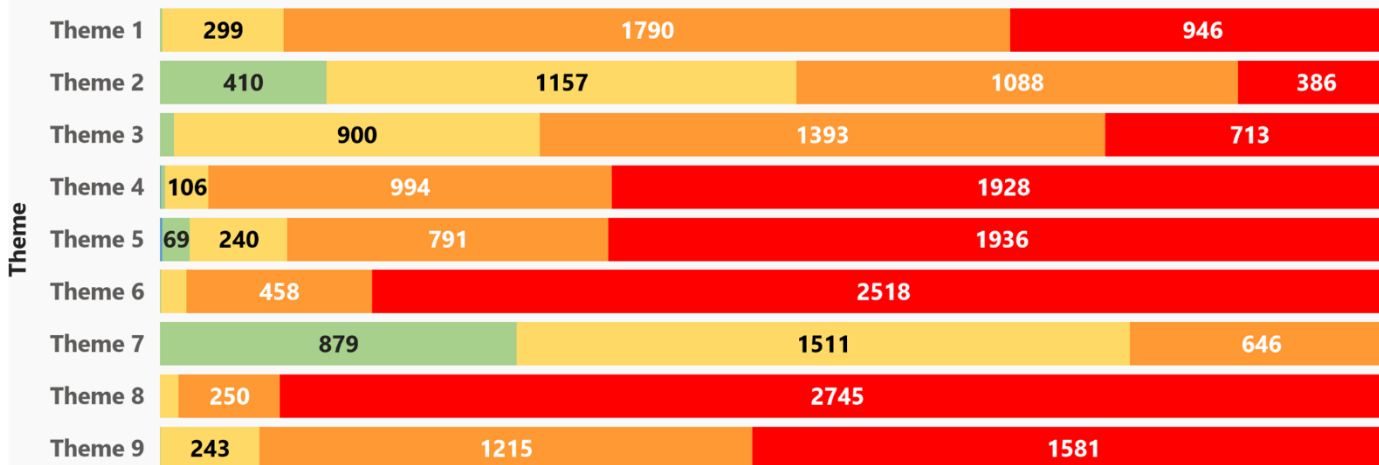


68.20

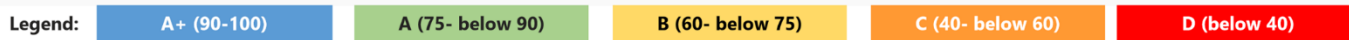
Overall Number of GPs/TLBs by Grade



Thematic Distribution of GPs/TLBs by Grade



No. of GPs/TLBs



Theme Wise Best performing Gram Panchayats/Traditional Local Bodies

Theme Name	GP/TLB	Block	District	Thematic Score	Thematic Grade
T1 - Poverty Free and Enhanced Livelihoods Panchayat	S.Thingangkphai	Chakpikarong	Chandel	79.21	A
T2 - Healthy Panchayat	Tentha	Wangjing Cd Block	Thoubal	88.33	A
T3 - Child Friendly Panchayat	Siyang	Lhungtin	Kangpokpi	85.56	A
T4 - Water Sufficient Panchayat	Tousem Khunou	Tousem	Tamenglong	92.50	A+
T5 - Clean and Green Panchayat	Kangpokpi Ward No. 6	Kangpokpi	Kangpokpi	92.50	A+
T6 - Self-sufficient Infrastructure in Panchayat	Tentha	Wangjing Cd Block	Thoubal	78.83	A
T7 - Socially Just and Socially Secured Panchayat	Sugnu Lokhijang	Chakpikarong	Chandel	86.43	A
T8 - Panchayat with Good Governance	Kaibi	Song Song	Senapati	71.50	B
T9 - Women Friendly Panchayat	N.Muntha	Thanlon	Pherzawl	77.00	A

State Profile

Total No. of Districts	Total No. of Blocks	Total No. of GPs/TLBs	Total No. of GPs/TLBs Onboarded
9	32	6859	3069

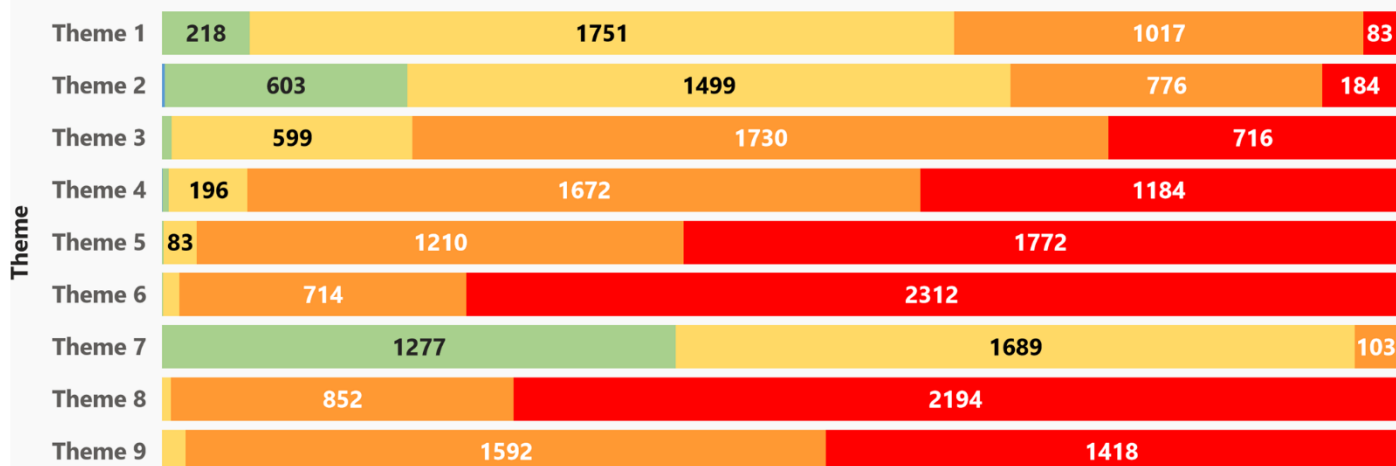
Best Performing GP/TLB in Meghalaya



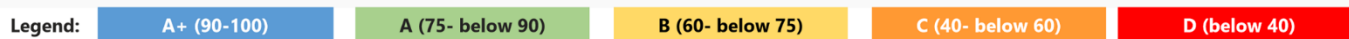
Overall Number of GPs/TLBs by Grade



Thematic Distribution of GPs/TLBs by Grade



No. of GPs/TLBs



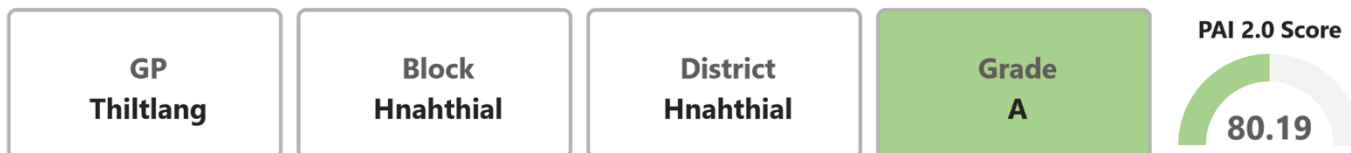
Theme Wise Best performing Gram Panchayats/Traditional Local Bodies

Theme Name	GP/TLB	Block	District	Thematic Score	Thematic Grade
T1 - Poverty Free and Enhanced Livelihoods Panchayat	Barigaon	Jirang	Ri Bhoi	89.17	A
T2 - Healthy Panchayat	Ranghona	Umling	Ri Bhoi	91.33	A+
T3 - Child Friendly Panchayat	Lalumpam	Umling	Ri Bhoi	85.56	A
T4 - Water Sufficient Panchayat	Dobu Chankolgittim	Songsak	East Garo Hills	92.50	A+
T5 - Clean and Green Panchayat	Mawlai lewrynghep	Mawlai	East Khasi Hills	82.50	A
T6 - Self-sufficient Infrastructure in Panchayat	Kyanmysar Thlongmoo	Laskein	West Jaintia Hills	82.35	A
T7 - Socially Just and Socially Secured Panchayat	Umdohbyrthih	Bhoirymbong	Ri Bhoi	87.99	A
T8 - Panchayat with Good Governance	Warmawsaw	Jirang	Ri Bhoi	65.00	B
T9 - Women Friendly Panchayat	Samin Toka	Songsak	East Garo Hills	74.44	B

State Profile

Total No. of Districts	Total No. of Blocks	Total No. of GPs/TLBs	Total No. of GPs/TLBs Onboarded
11	26	840	840

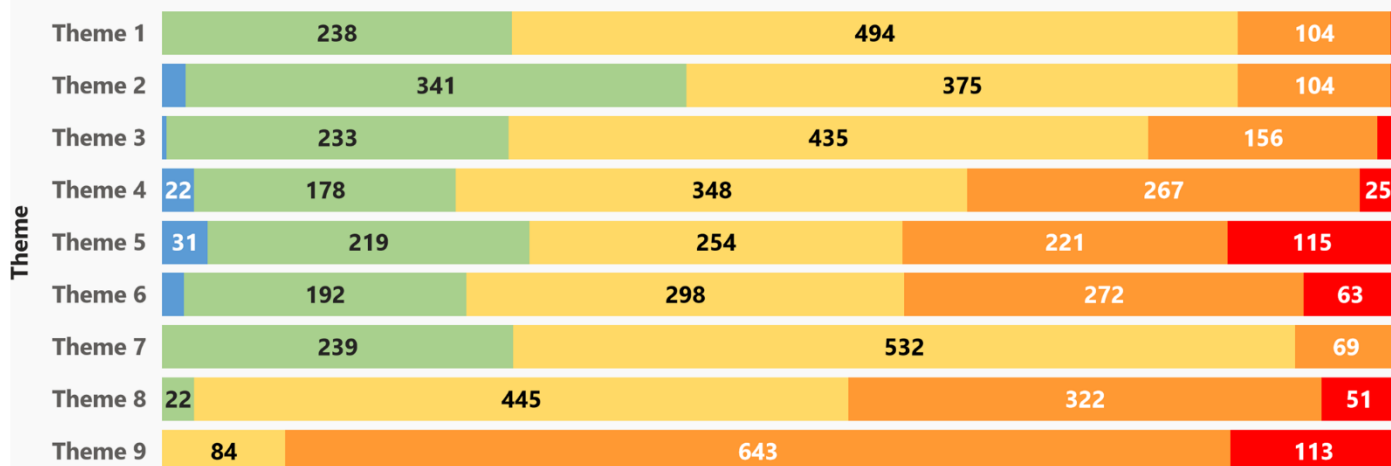
Best Performing GP/TLB in Mizoram



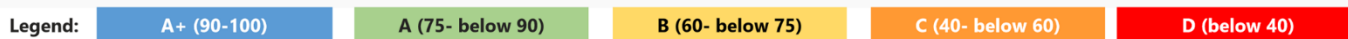
Overall Number of GPs/TLBs by Grade



Thematic Distribution of GPs/TLBs by Grade



No. of GPs/TLBs



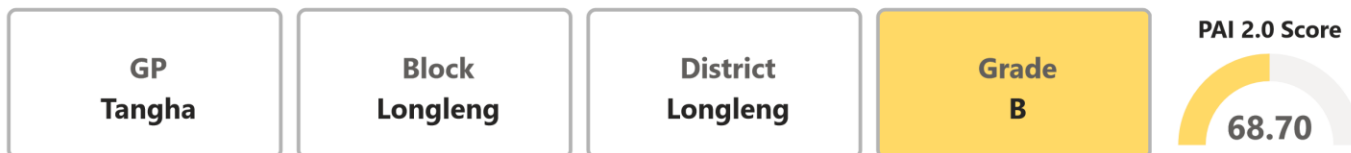
Theme Wise Best performing Gram Panchayats/Traditional Local Bodies

Theme Name	GP/TLB	Block	District	Thematic Score	Thematic Grade
T1 - Poverty Free and Enhanced Livelihoods Panchayat	Pehlawn	Darlawn	Aizawl	87.80	A
T2 - Healthy Panchayat	Lalnutui	Lungsen	Lunglei	91.33	A+
T3 - Child Friendly Panchayat	Kawnpui Iii	Thingdawl	Kolasib	94.03	A+
T4 - Water Sufficient Panchayat	New Kawnpui (Hnahthial)	Hnahthial	Hnahthial	95.00	A+
T5 - Clean and Green Panchayat	Tarpho	Hnahthial	Hnahthial	95.56	A+
T6 - Self-sufficient Infrastructure in Panchayat	Upper Lungrang S	Lungsen	Lunglei	92.50	A+
T7 - Socially Just and Socially Secured Panchayat	Selam	Champhai	Champhai	88.27	A
T8 - Panchayat with Good Governance	Thingdawl	Thingdawl	Kolasib	81.12	A
T9 - Women Friendly Panchayat	Kawnpui Ã¢â€šâ€š li	Thingdawl	Kolasib	74.33	B

State Profile

Total No. of Districts	Total No. of Blocks	Total No. of GPs/TLBs	Total No. of GPs/TLBs Onboarded
12	74	1277	1277

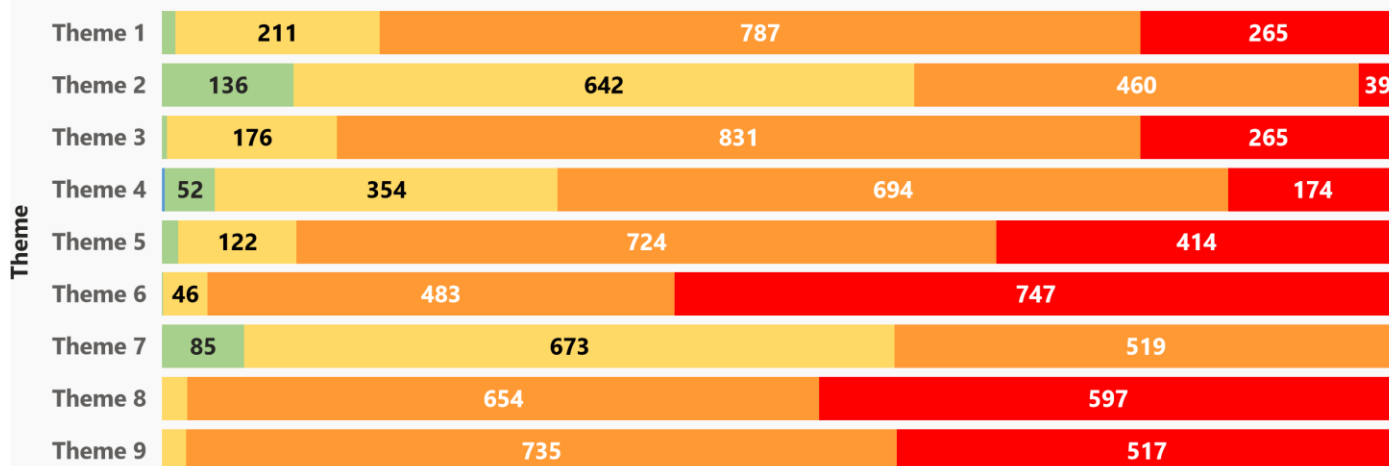
Best Performing GP/TLB in Nagaland



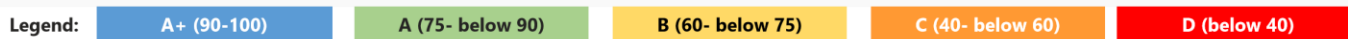
Overall Number of GPs/TLBs by Grade



Thematic Distribution of GPs/TLBs by Grade



No. of GPs/TLBs



Theme Wise Best performing Gram Panchayats/Traditional Local Bodies

Theme Name	GP/TLB	Block	District	Thematic Score	Thematic Grade
T1 - Poverty Free and Enhanced Livelihoods Panchayat	Phaiphijan	Chumukedima	Dimapur	79.70	A
T2 - Healthy Panchayat	Yaongyimsen	Changtongya	Mokokchung	89.76	A
T3 - Child Friendly Panchayat	Nihochse (N)	Suruhoto	Zunheboto	79.39	A
T4 - Water Sufficient Panchayat	Kashanyishin	Tseminyu	Kohima	93.33	A+
T5 - Clean and Green Panchayat	Naga United Village	Chumukedima	Dimapur	85.69	A
T6 - Self-sufficient Infrastructure in Panchayat	Sovima	Chumukedima	Dimapur	82.50	A
T7 - Socially Just and Socially Secured Panchayat	Ajiqami	Akuluto	Zunheboto	85.54	A
T8 - Panchayat with Good Governance	Tir	Medziphema	Dimapur	67.52	B
T9 - Women Friendly Panchayat	7th Mile Village	Chumukedima	Dimapur	70.53	B

Odisha



State Profile

Total No. of Districts	Total No. of Blocks	Total No. of GPs/TLBs	Total No. of GPs/TLBs Onboarded
30	312	6794	6794

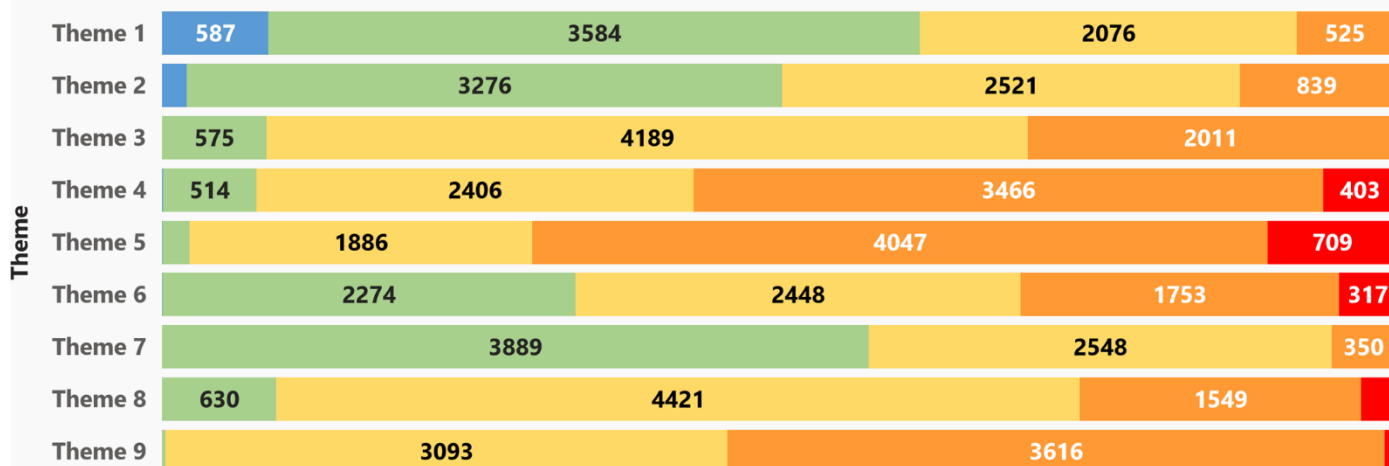
Best Performing GP/TLB in Odisha



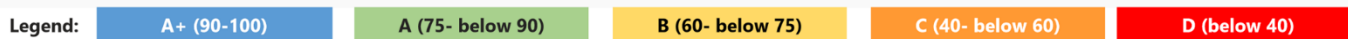
Overall Number of GPs/TLBs by Grade



Thematic Distribution of GPs/TLBs by Grade



No. of GPs/TLBs



Theme Wise Best performing Gram Panchayats/Traditional Local Bodies

Theme Name	GP/TLB	Block	District	Thematic Score	Thematic Grade
T1 - Poverty Free and Enhanced Livelihoods Panchayat	Sohapur	Hinjilicut	Ganjam	97.22	A+
T2 - Healthy Panchayat	Raipur	Purushottampur	Ganjam	91.31	A+
T3 - Child Friendly Panchayat	Tarapur	Raghunathpur	Jagatsinghapur	90.74	A+
T4 - Water Sufficient Panchayat	Padua	Champua	Kendujhar	92.35	A+
T5 - Clean and Green Panchayat	Hatibandha	Lathikata	Sundargarh	91.69	A+
T6 - Self-sufficient Infrastructure in Panchayat	Bhatakumarada	Purushottampur	Ganjam	90.83	A+
T7 - Socially Just and Socially Secured Panchayat	Mandar	Polosara	Ganjam	88.78	A
T8 - Panchayat with Good Governance	Turumu	Bhanjanagar	Ganjam	88.29	A
T9 - Women Friendly Panchayat	Gudipadar	Patrapur	Ganjam	80.34	A

Puducherry

Union Territory Profile

Total No. of Districts	Total No. of Blocks	Total No. of GPs/TLBs	Total No. of GPs/TLBs Onboarded
2	3	108	108

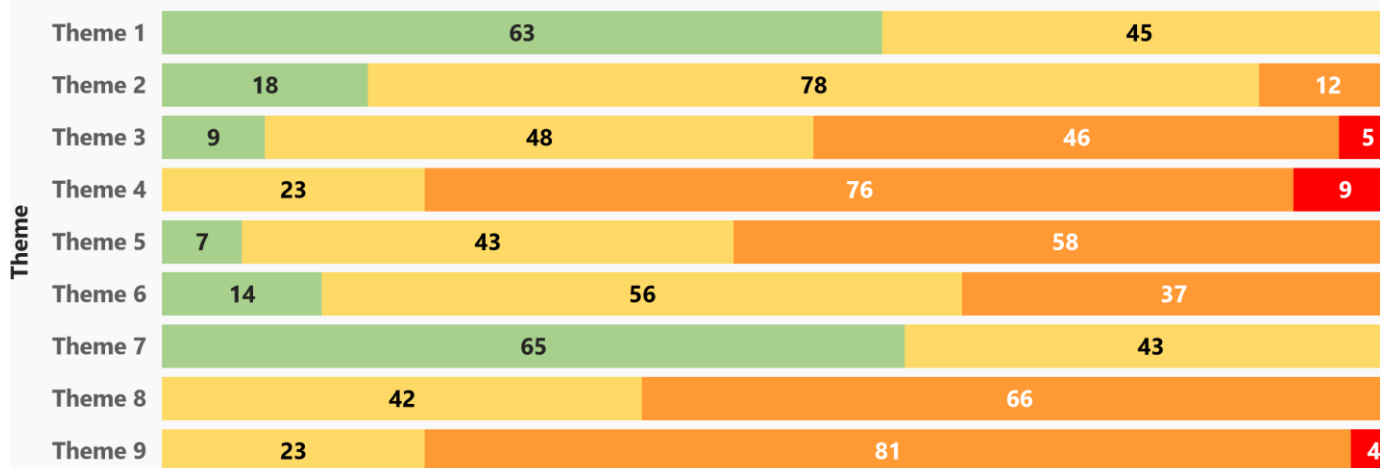
Best Performing GP/TLB in Puducherry

GP Maducarai(East)	Block Ariankuppam	District Pondicherry	Grade B	PAI 2.0 Score  69.70
------------------------------	-----------------------------	--------------------------------	-------------------	---

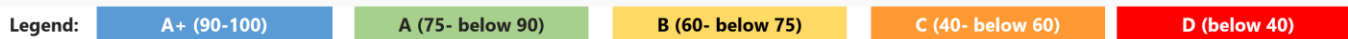
Overall Number of GPs/TLBs by Grade



Thematic Distribution of GPs/TLBs by Grade



No. of GPs/TLBs



Theme Wise Best performing Gram Panchayats/Traditional Local Bodies

Theme Name	GP/TLB	Block	District	Thematic Score	Thematic Grade
T1 - Poverty Free and Enhanced Livelihoods Panchayat	Nettapakkam	Ariankuppam	Pondicherry	88.97	A
T2 - Healthy Panchayat	Sooramangalam	Ariankuppam	Pondicherry	81.35	A
T3 - Child Friendly Panchayat	Sivarandagam	Villianur	Pondicherry	81.87	A
T4 - Water Sufficient Panchayat	Ariyur (North)	Villianur	Pondicherry	71.80	B
T5 - Clean and Green Panchayat	Manavelly (North)	Villianur	Pondicherry	79.73	A
T6 - Self-sufficient Infrastructure in Panchayat	Abishegapakkam	Ariankuppam	Pondicherry	80.19	A
T7 - Socially Just and Socially Secured Panchayat	Kariamanickam	Ariankuppam	Pondicherry	86.84	A
T8 - Panchayat with Good Governance	Sulthanpet (South)	Villianur	Pondicherry	74.91	B
T9 - Women Friendly Panchayat	Kurumbapet	Villianur	Pondicherry	69.94	B

Punjab

State Profile

Total No. of Districts	Total No. of Blocks	Total No. of GPs/TLBs	Total No. of GPs/TLBs Onboarded
23	153	13233	13233

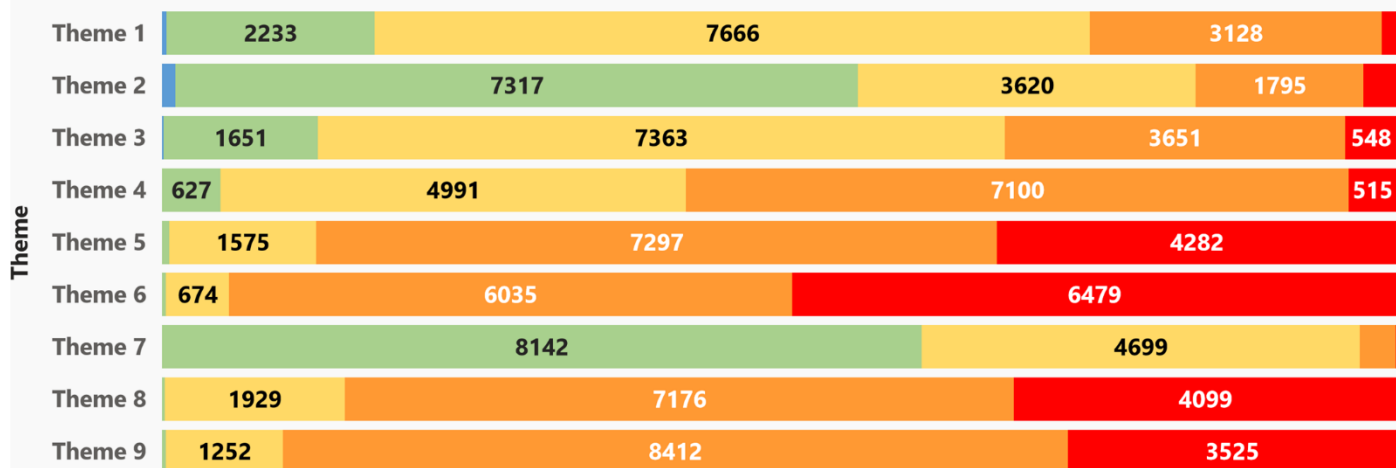
Best Performing GP/TLB in Punjab



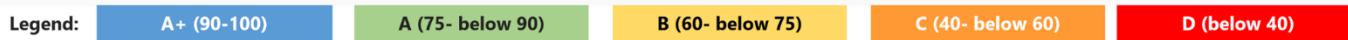
Overall Number of GPs/TLBs by Grade



Thematic Distribution of GPs/TLBs by Grade



No. of GPs/TLBs



Theme Wise Best performing Gram Panchayats/Traditional Local Bodies

Theme Name	GP/TLB	Block	District	Thematic Score	Thematic Grade
T1 - Poverty Free and Enhanced Livelihoods Panchayat	Jahangirpur	Ludhiana-2	Ludhiana	96.67	A+
T2 - Healthy Panchayat	Tulewal	Patiala	Patiala	91.33	A+
T3 - Child Friendly Panchayat	Chak Sikander	Ajnala	Amritsar	96.76	A+
T4 - Water Sufficient Panchayat	Bhekhawal	Hoshiarpur-I	Hoshiarpur	86.00	A
T5 - Clean and Green Panchayat	Latifpur(238)	Mukerian	Hoshiarpur	89.12	A
T6 - Self-sufficient Infrastructure in Panchayat	Nikka Sodhe Wala	Firozpur	Ferozepur	86.00	A
T7 - Socially Just and Socially Secured Panchayat	Gatwali	Talwandi Sabo	Bathinda	88.70	A
T8 - Panchayat with Good Governance	Mansurwal Kalan	Zira	Ferozepur	77.49	A
T9 - Women Friendly Panchayat	Korianwali	Fazilka	Fazilka	86.15	A

Rajasthan

State Profile

Total No. of Districts	Total No. of Blocks	Total No. of GPs/TLBs	Total No. of GPs/TLBs Onboarded
41	348	11037	11037

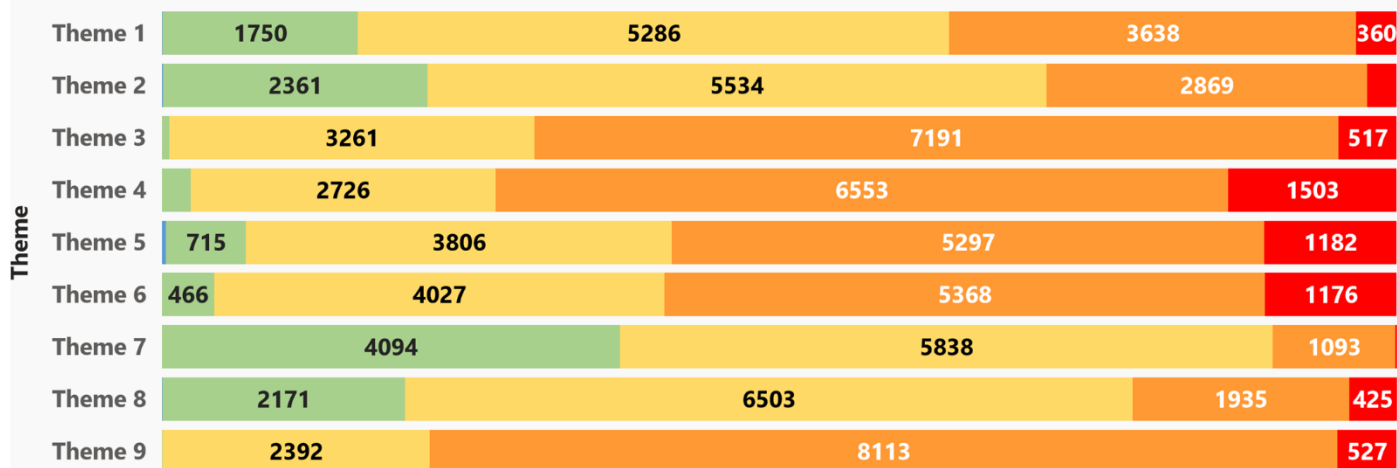
Best Performing GP/TLB in Rajasthan



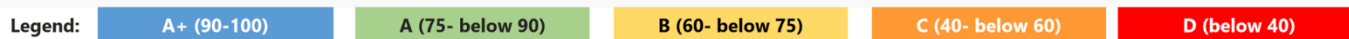
Overall Number of GPs/TLBs by Grade



Thematic Distribution of GPs/TLBs by Grade



No. of GPs/TLBs



Theme Wise Best performing Gram Panchayats/Traditional Local Bodies

Theme Name	GP/TLB	Block	District	Thematic Score	Thematic Grade
T1 - Poverty Free and Enhanced Livelihoods Panchayat	Bheempur	Todabhim	Karauli	93.39	A+
T2 - Healthy Panchayat	Sankhara	Kotri	Bhilwara	91.33	A+
T3 - Child Friendly Panchayat	Dadiya Rampura	Khandela	Sikar	92.94	A+
T4 - Water Sufficient Panchayat	Suwaniya	Begun	Chittorgarh	89.07	A
T5 - Clean and Green Panchayat	Hirna	Fatehpur	Sikar	94.29	A+
T6 - Self-sufficient Infrastructure in Panchayat	Semaliya Peelakhera	Dungla	Chittorgarh	88.82	A
T7 - Socially Just and Socially Secured Panchayat	Hansalsar	Udaipurwati	Jhunjhunu	88.78	A
T8 - Panchayat with Good Governance	Suranwali	Pilibanga	Hanumangarh	90.00	A+
T9 - Women Friendly Panchayat	Bhaisana	Sojat	Pali	76.39	A

Sikkim

State Profile

Total No. of Districts	Total No. of Blocks	Total No. of GPs/TLBs	Total No. of GPs/TLBs Onboarded
6	33	199	199

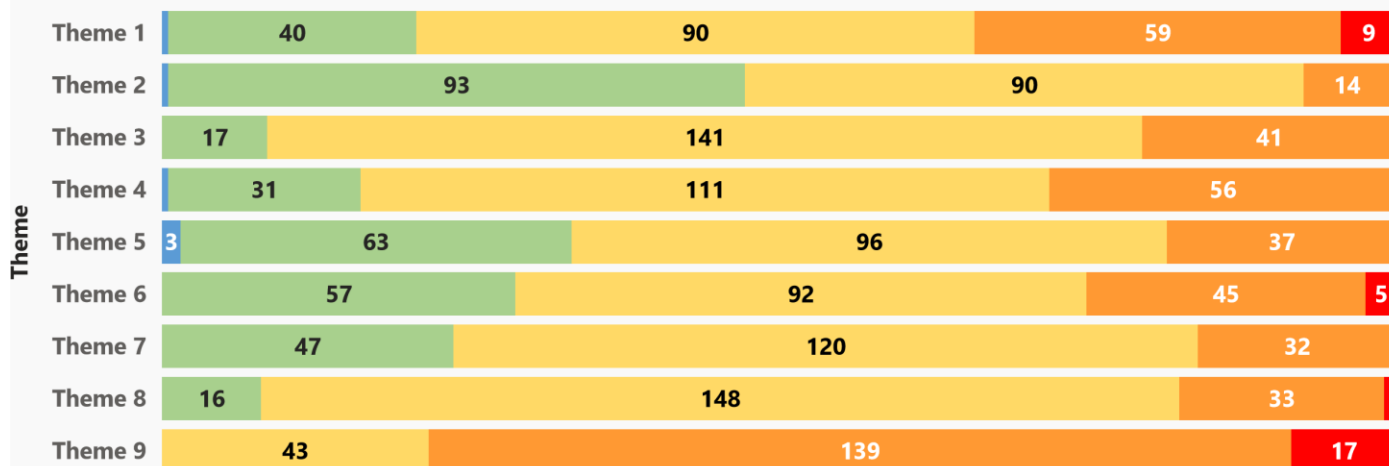
Best Performing GP/TLB in Sikkim



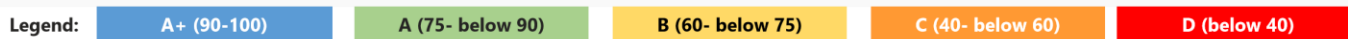
Overall Number of GPs/TLBs by Grade



Thematic Distribution of GPs/TLBs by Grade



No. of GPs/TLBs



Theme Wise Best performing Gram Panchayats/Traditional Local Bodies

Theme Name	GP/TLB	Block	District	Thematic Score	Thematic Grade
T1 - Poverty Free and Enhanced Livelihoods Panchayat	Gyalshing Omchung	Gyalshing	Gyalshing	90.40	A+
T2 - Healthy Panchayat	Nagi Ruchung	Namthang	Namchi	90.00	A+
T3 - Child Friendly Panchayat	Legship	Ravangla	Namchi	83.57	A
T4 - Water Sufficient Panchayat	Okhrey	Daramdin	Soreng	90.09	A+
T5 - Clean and Green Panchayat	Chumbong	Chumbong Chakung	Soreng	93.47	A+
T6 - Self-sufficient Infrastructure in Panchayat	Rakdong Tintek	Rakdong Tintek	Gangtok	89.30	A
T7 - Socially Just and Socially Secured Panchayat	Chujachen	Reghu	Pakyong	87.83	A
T8 - Panchayat with Good Governance	Patuk Singbel	Rakdong Tintek	Gangtok	88.72	A
T9 - Women Friendly Panchayat	Singyang Chumbung	Gyalshing	Gyalshing	70.69	B

Tamil Nadu

State Profile

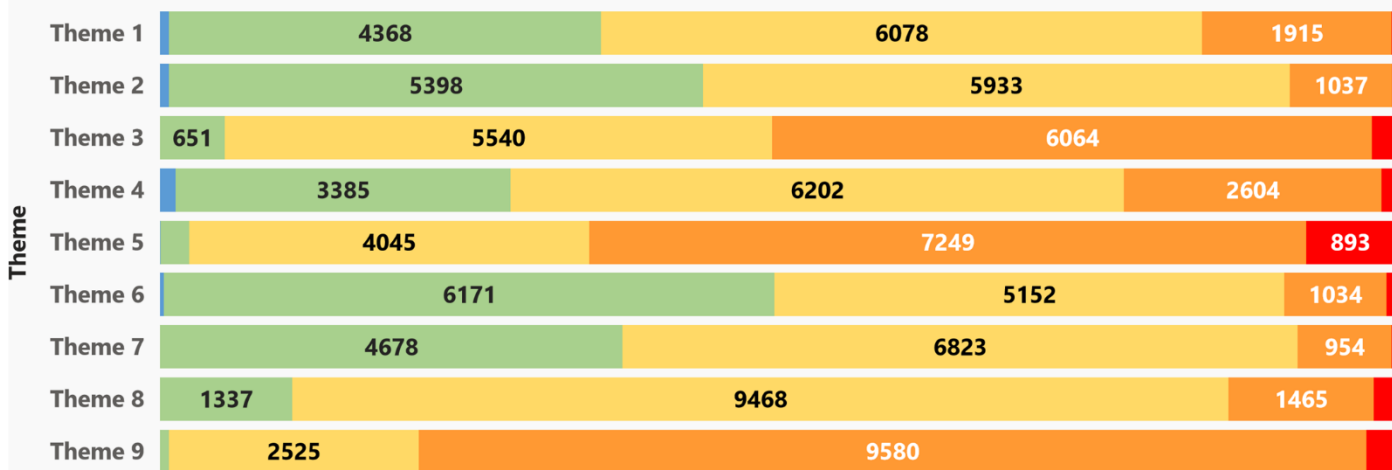
Total No. of Districts	Total No. of Blocks	Total No. of GPs/TLBs	Total No. of GPs/TLBs Onboarded
37	388	12482	12482

Best Performing GP/TLB in Tamil Nadu

Overall Number of GPs/TLBs by Grade



Thematic Distribution of GPs/TLBs by Grade



No. of GPs/TLBs



Theme Wise Best performing Gram Panchayats/Traditional Local Bodies

Theme Name	GP/TLB	Block	District	Thematic Score	Thematic Grade
T1 - Poverty Free and Enhanced Livelihoods Panchayat	Ankiyam	Uppiliapuram	Tiruchirappalli	97.25	A+
T2 - Healthy Panchayat	Uyyakondaravi	Kammapuram	Cuddalore	91.33	A+
T3 - Child Friendly Panchayat	Aliyanilai	Arantangi	Pudukkottai	90.96	A+
T4 - Water Sufficient Panchayat	Melmuttukur	Gudiyattam	Vellore	94.00	A+
T5 - Clean and Green Panchayat	Keela Perungavur	Lalgudi	Tiruchirappalli	93.63	A+
T6 - Self-sufficient Infrastructure in Panchayat	Uranithangal	Gingee	Villupuram	92.22	A+
T7 - Socially Just and Socially Secured Panchayat	S. Naraiyur	Mangalur	Cuddalore	88.70	A
T8 - Panchayat with Good Governance	Kodangipalayam	Kinathukadavu	Coimbatore	86.25	A
T9 - Women Friendly Panchayat	V.Chokkalingapuram	Sivakasi	Virudhunagar	87.12	A

Telangana


State Profile

Total No. of Districts	Total No. of Blocks	Total No. of GPs/TLBs	Total No. of GPs/TLBs Onboarded
31	553	12556	12556

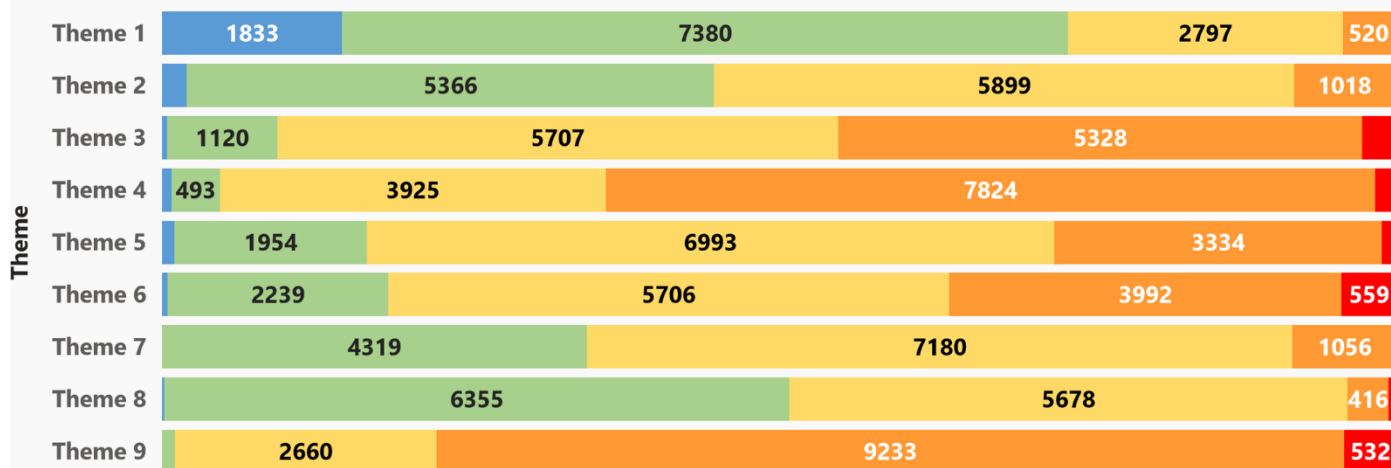
Best Performing GP/TLB in Telangana



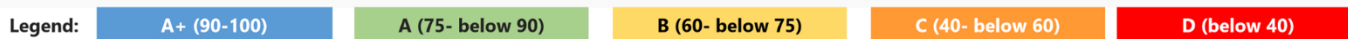
Overall Number of GPs/TLBs by Grade



Thematic Distribution of GPs/TLBs by Grade



No. of GPs/TLBs



Theme Wise Best performing Gram Panchayats/Traditional Local Bodies

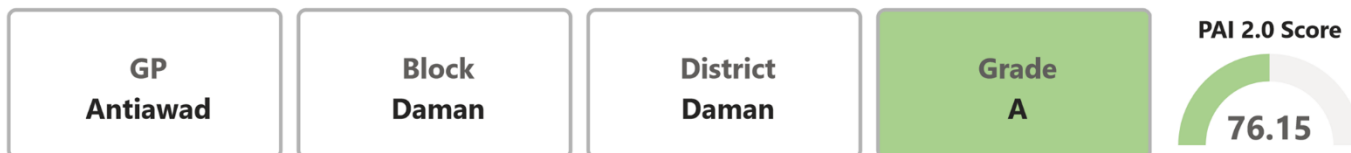
Theme Name	GP/TLB	Block	District	Thematic Score	Thematic Grade
T1 - Poverty Free and Enhanced Livelihoods Panchayat	Ravulapenta	Vemula Pally	Nalgonda	97.50	A+
T2 - Healthy Panchayat	Venkur	Kuntala	Nirmal	91.33	A+
T3 - Child Friendly Panchayat	Venkatampally	Vemulawada Rural	Rajanna Sircilla	96.67	A+
T4 - Water Sufficient Panchayat	Pata Maqdumpuram	Narsampet	Warangal	95.00	A+
T5 - Clean and Green Panchayat	Narayana Thanda	Duggondi	Warangal	95.71	A+
T6 - Self-sufficient Infrastructure in Panchayat	Uduthagudem	Inavole	Hanumakonda	92.50	A+
T7 - Socially Just and Socially Secured Panchayat	Venkatampally	Vemulawada Rural	Rajanna Sircilla	88.82	A
T8 - Panchayat with Good Governance	Mothukupalle	Kotepally	Vikarabad	90.42	A+
T9 - Women Friendly Panchayat	Fasalwadi	Sangareddy	Sangareddy	93.24	A+

The Dadra And Nagar Haveli And Daman And Diu

Union Territory Profile

Total No. of Districts	Total No. of Blocks	Total No. of GPs/TLBs	Total No. of GPs/TLBs Onboarded
3	3	42	42

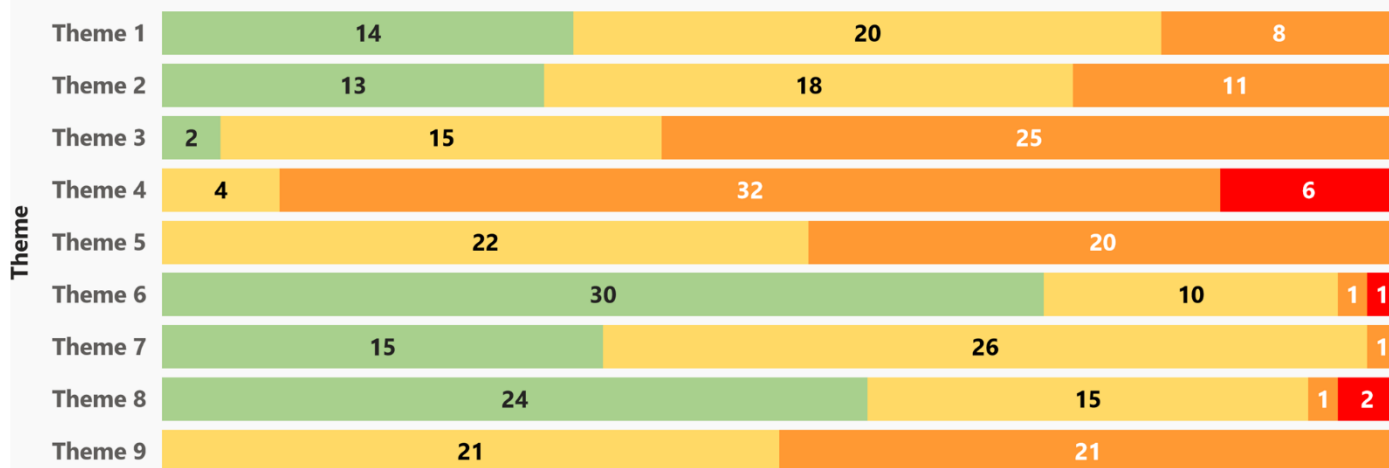
Best Performing GP/TLB in The Dadra And Nagar Haveli And Daman And Diu



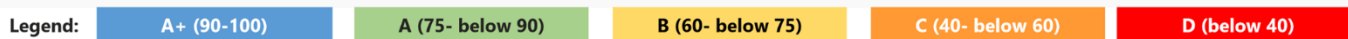
Overall Number of GPs/TLBs by Grade



Thematic Distribution of GPs/TLBs by Grade



No. of GPs/TLBs



Theme Wise Best performing Gram Panchayats/Traditional Local Bodies

Theme Name	GP/TLB	Block	District	Thematic Score	Thematic Grade
T1 - Poverty Free and Enhanced Livelihoods Panchayat	Kadaiya	Daman	Daman	86.25	A
T2 - Healthy Panchayat	Dunetha	Daman	Daman	88.70	A
T3 - Child Friendly Panchayat	Antiawad	Daman	Daman	85.56	A
T4 - Water Sufficient Panchayat	Somnath	Daman	Daman	63.33	B
T5 - Clean and Green Panchayat	Maharana Pratap	Diu	Diu	73.51	B
T6 - Self-sufficient Infrastructure in Panchayat	Ghelwad	Daman	Daman	86.88	A
T7 - Socially Just and Socially Secured Panchayat	Patlara	Daman	Daman	80.45	A
T8 - Panchayat with Good Governance	Patlara	Daman	Daman	83.97	A
T9 - Women Friendly Panchayat	Naroli	Dadra Nagar Haveli	Dadra And Nagar Haveli	70.37	B

State Profile

Total No. of Districts	Total No. of Blocks	Total No. of GPs/TLBs	Total No. of GPs/TLBs Onboarded
8	58	1176	1176

Best Performing GP/TLB in Tripura

GP
Jugal Kishorenagar

Block
Jampuijala

District
Sepahijala

Grade
A

PAI 2.0 Score

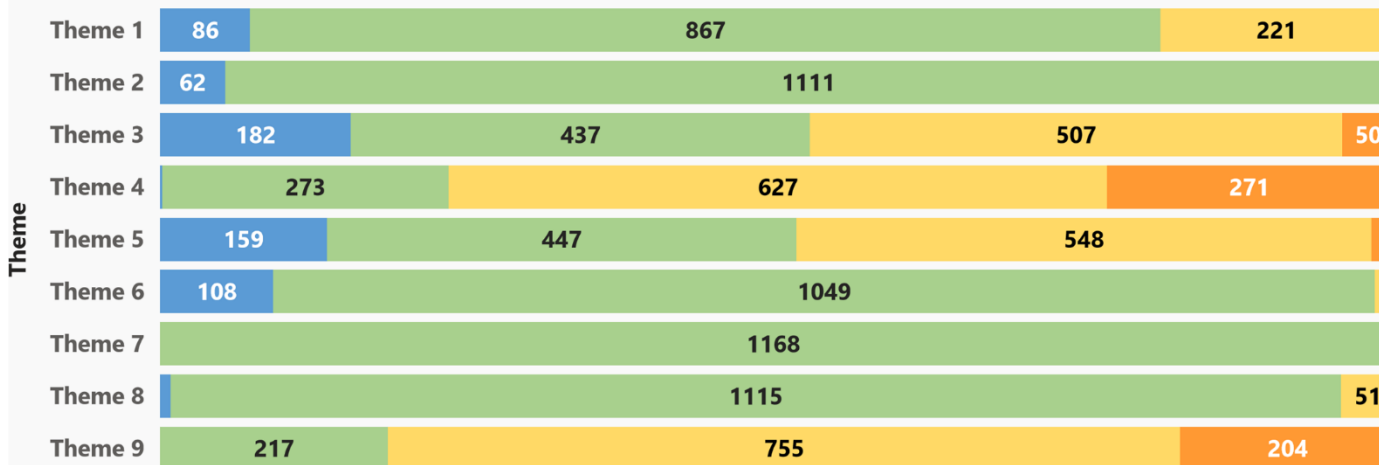


88.44

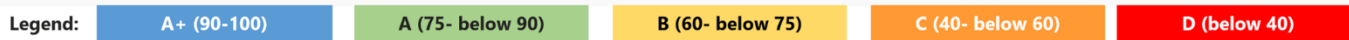
Overall Number of GPs/TLBs by Grade



Thematic Distribution of GPs/TLBs by Grade



No. of GPs/TLBs



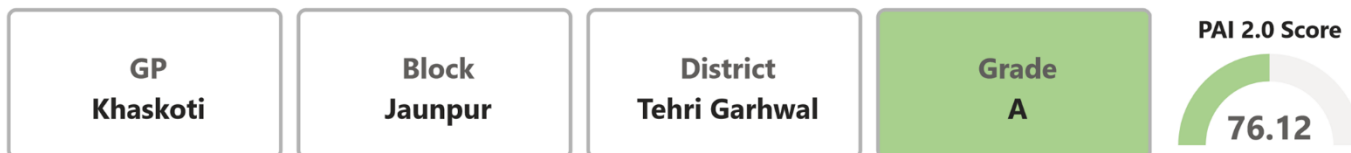
Theme Wise Best performing Gram Panchayats/Traditional Local Bodies

Theme Name	GP/TLB	Block	District	Thematic Score	Thematic Grade
T1 - Poverty Free and Enhanced Livelihoods Panchayat	Shibnagar	Nalchar	Sepahijala	96.12	A+
T2 - Healthy Panchayat	West Sarbong	Amarpur	Gomati	91.33	A+
T3 - Child Friendly Panchayat	Kanchanbari	Kumarghat	Unakoti	96.67	A+
T4 - Water Sufficient Panchayat	North Dhanicherra	Pecharthal	Unakoti	90.79	A+
T5 - Clean and Green Panchayat	West Takerjala	Jampuijala	Sepahijala	94.80	A+
T6 - Self-sufficient Infrastructure in Panchayat	North Taichima	Satchand	South Tripura	92.22	A+
T7 - Socially Just and Socially Secured Panchayat	Paharpur	Amarpur	Gomati	88.82	A
T8 - Panchayat with Good Governance	Thakchara	Amarpur	Gomati	91.81	A+
T9 - Women Friendly Panchayat	Baikunthapur	Hezamara	West Tripura	89.99	A

State Profile

Total No. of Districts	Total No. of Blocks	Total No. of GPs/TLBs	Total No. of GPs/TLBs Onboarded
13	95	7766	7766

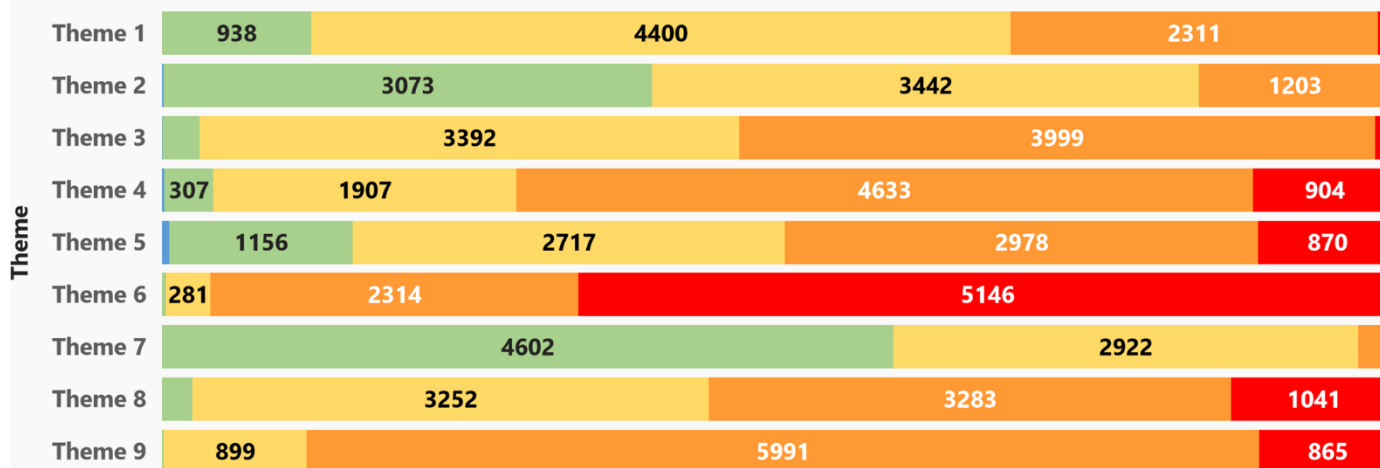
Best Performing GP/TLB in Uttarakhand



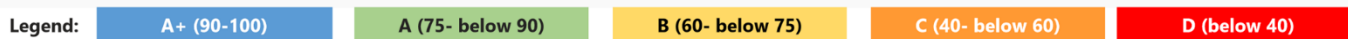
Overall Number of GPs/TLBs by Grade



Thematic Distribution of GPs/TLBs by Grade



No. of GPs/TLBs



Theme Wise Best performing Gram Panchayats/Traditional Local Bodies

Theme Name	GP/TLB	Block	District	Thematic Score	Thematic Grade
T1 - Poverty Free and Enhanced Livelihoods Panchayat	Lveshwal	Ramgarh	Nainital	89.83	A
T2 - Healthy Panchayat	Silla	Raipur	Dehradun	91.33	A+
T3 - Child Friendly Panchayat	Kafoli	Narayanbagar	Chamoli	97.27	A+
T4 - Water Sufficient Panchayat	Tehri Vikasnagar	Bahadrad	Haridwar	94.00	A+
T5 - Clean and Green Panchayat	Basana Gaon	Jaunpur	Tehri Garhwal	94.86	A+
T6 - Self-sufficient Infrastructure in Panchayat	Pratappur	Rudrapur	Udam Singh Nagar	86.67	A
T7 - Socially Just and Socially Secured Panchayat	Halduchaur Dauliya	Haldwani	Nainital	88.82	A
T8 - Panchayat with Good Governance	Gouhari Mafi	Doiwala	Dehradun	87.95	A
T9 - Women Friendly Panchayat	Simal Chaur	Duggada	Pauri Garhwal	83.85	A

State Profile

Total No. of Districts	Total No. of Blocks	Total No. of GPs/TLBs	Total No. of GPs/TLBs Onboarded
75	796	57678	57678

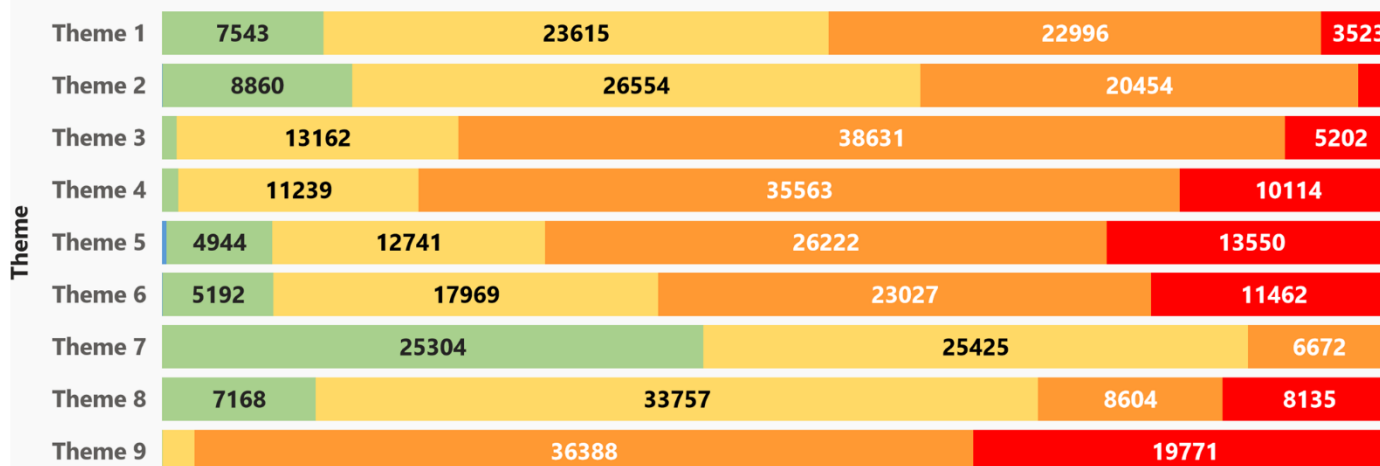
Best Performing GP/TLB in Uttar Pradesh



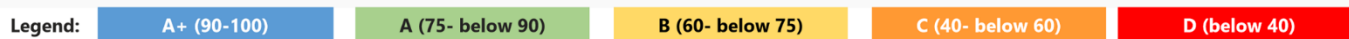
Overall Number of GPs/TLBs by Grade



Thematic Distribution of GPs/TLBs by Grade



No. of GPs/TLBs



Theme Wise Best performing Gram Panchayats/Traditional Local Bodies

Theme Name	GP/TLB	Block	District	Thematic Score	Thematic Grade
T1 - Poverty Free and Enhanced Livelihoods Panchayat	Sithauli	Jagdishpur	Amethi	90.06	A+
T2 - Healthy Panchayat	Jagdishpur	Baldirai	Sultanpur	91.33	A+
T3 - Child Friendly Panchayat	Raipur	Ranipur	Mau	95.71	A+
T4 - Water Sufficient Panchayat	Mohammadpur Taluka Ibrahimpur	Chail	Kaushambi	94.00	A+
T5 - Clean and Green Panchayat	Bakhariya	Dohri Ghat	Mau	95.24	A+
T6 - Self-sufficient Infrastructure in Panchayat	Urla	Aalampur Jafarabad	Bareilly	92.22	A+
T7 - Socially Just and Socially Secured Panchayat	Kathautiya Sanddih	Gaur	Basti	88.80	A
T8 - Panchayat with Good Governance	Sisaiya Dariyana	Reusa	Sitapur	90.00	A+
T9 - Women Friendly Panchayat	Basdeo Kunwar	Harraiya	Basti	81.29	A