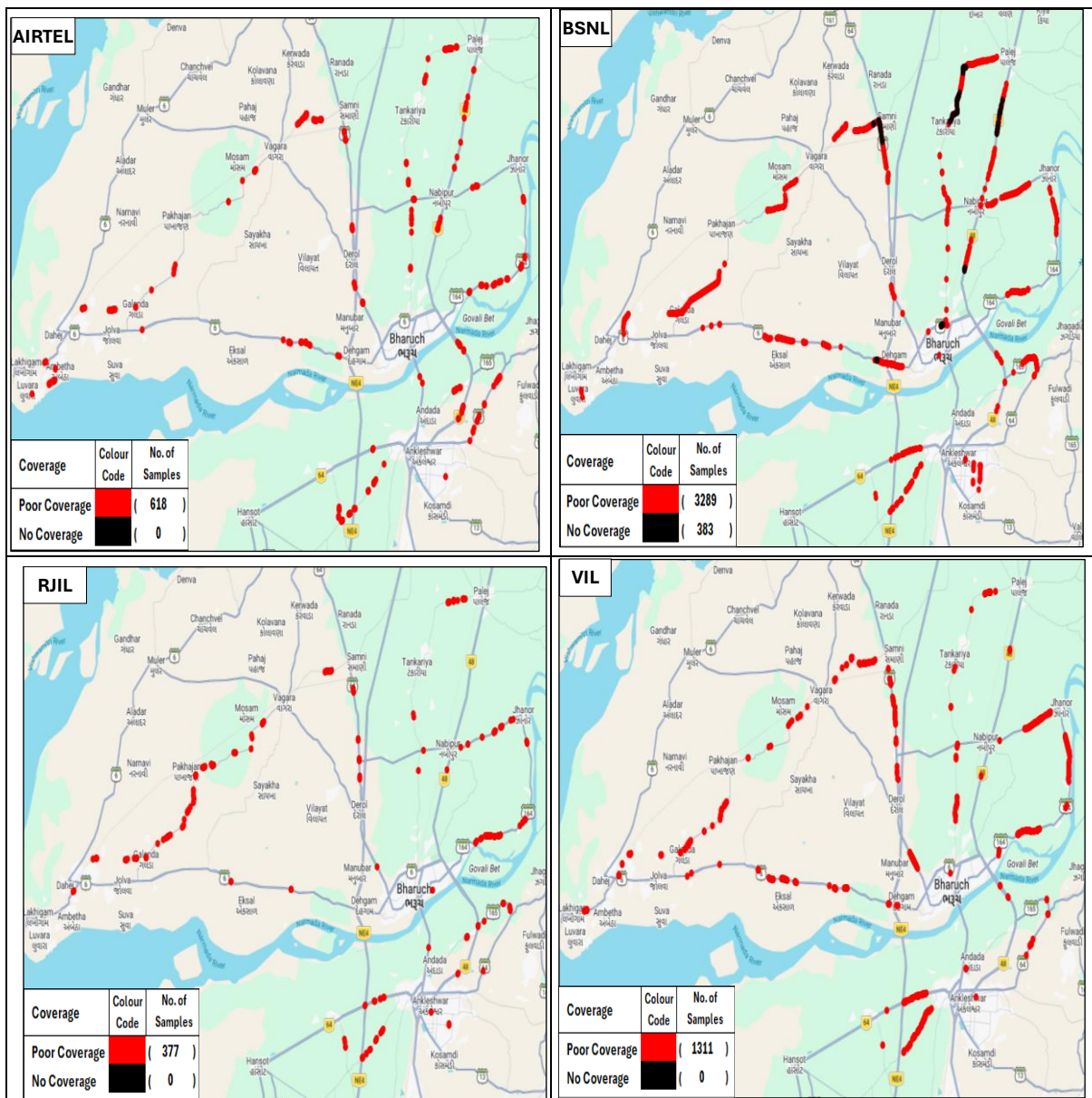


Bharuch City

a) **Coverage Gap** – The coverage distribution found less than the minimum specified signal strength for the drive test route in auto-selection mode (5G/4G/3G/2G) during voice testing, is as below:

Parameter	AIRTEL	BSNL	RJIL	VIL
Total Number of Samples captured on Drive test route	42053	40866	42071	41818
Number of Samples having poor signal strength	618	3289	377	1311
Number of Samples having limited service (No Coverage)	0	383	0	0

Note: Signal strength has been considered poor if it falls below -110 dBm for 5G & 4G, -90 dBm for 3G, and -85 dBm for 2G.

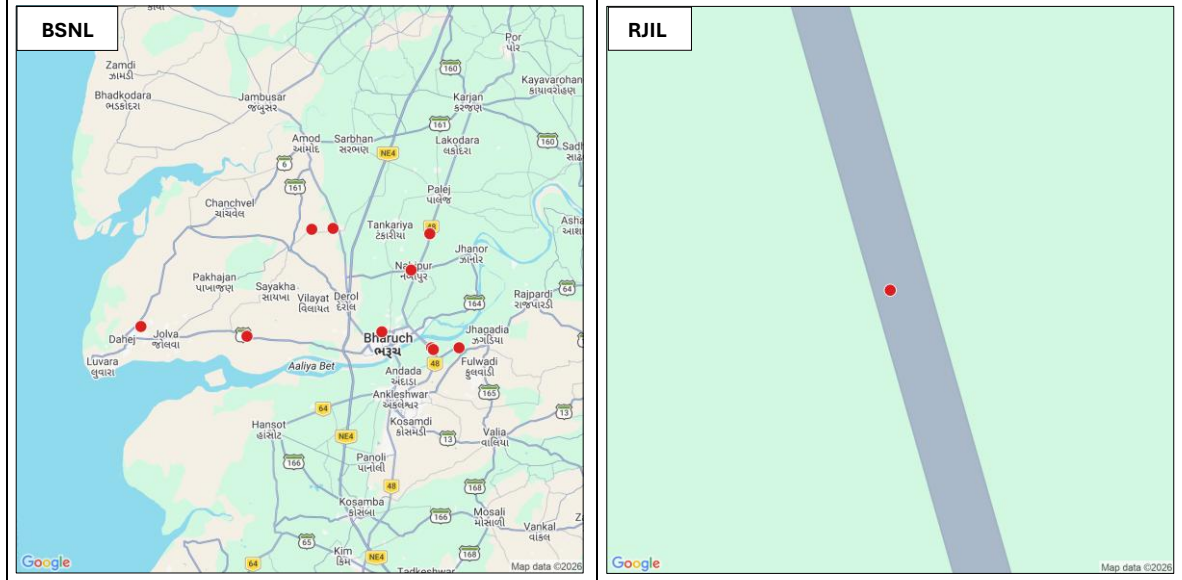


Note: Plot is based on Dynamic Drive Test results only.

b) **Dropped Calls** - The TSP-wise details of dropped calls in auto-selection mode (5G/ 4G/ 3G/ 2G) are as below:

Parameter	AIRTEL	BSNL	RJIL	VIL
Number of successful Calls Established	378	365	380	380
Number of dropped Calls	0	10	1	0

Locations of Dropped Calls



Note: Dropped calls locations are shown in red colour and which can be clicked to know the exact location (latitude and longitude) on the map.

c) **Call Silence Instance** - The TSP-wise details of Call silence instance in Auto-selection mode (5G/4G) are as below:

Parameter	AIRTEL	BSNL	RJIL	VIL
Call Established (within service provider network)	365	309	366	363
Number of silences calls for >3 Sec	5	29	3	16
Total number of silence instances for >3 Sec	6	41	4	28

Locations of Call Silence Instance

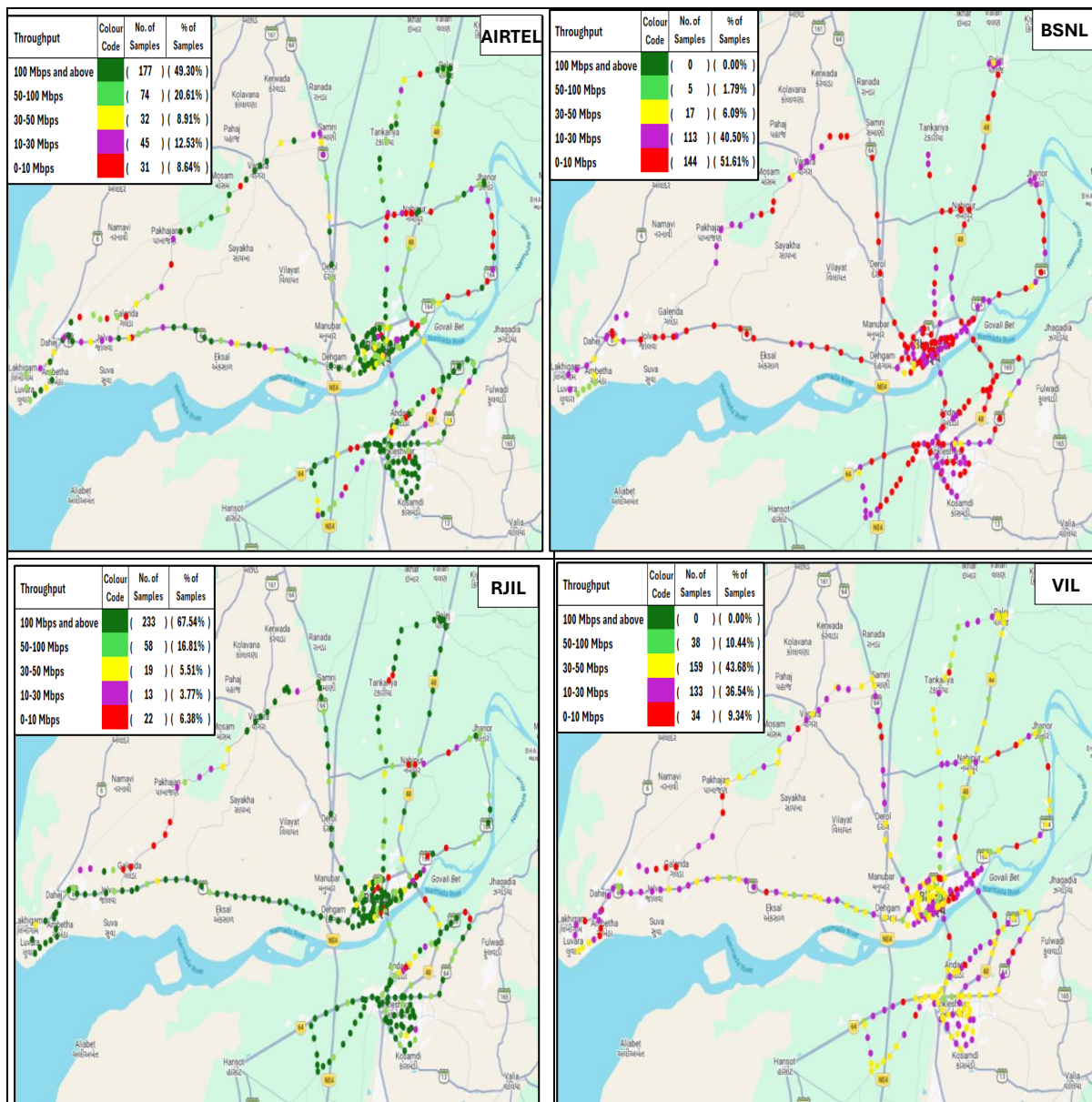


Note: Call silence instances are shown in red colour and which can be clicked to know the exact location (latitude and longitude) on the map.

d) **Data Download and Upload throughput:** The TSP-wise details of **Average Download (DL)** and **Upload (UL) throughput** against declared typical DL/UL Throughput for month, in Auto-selection mode (5G/4G/3G/2G) are as below: -

(i) **Download Throughput**

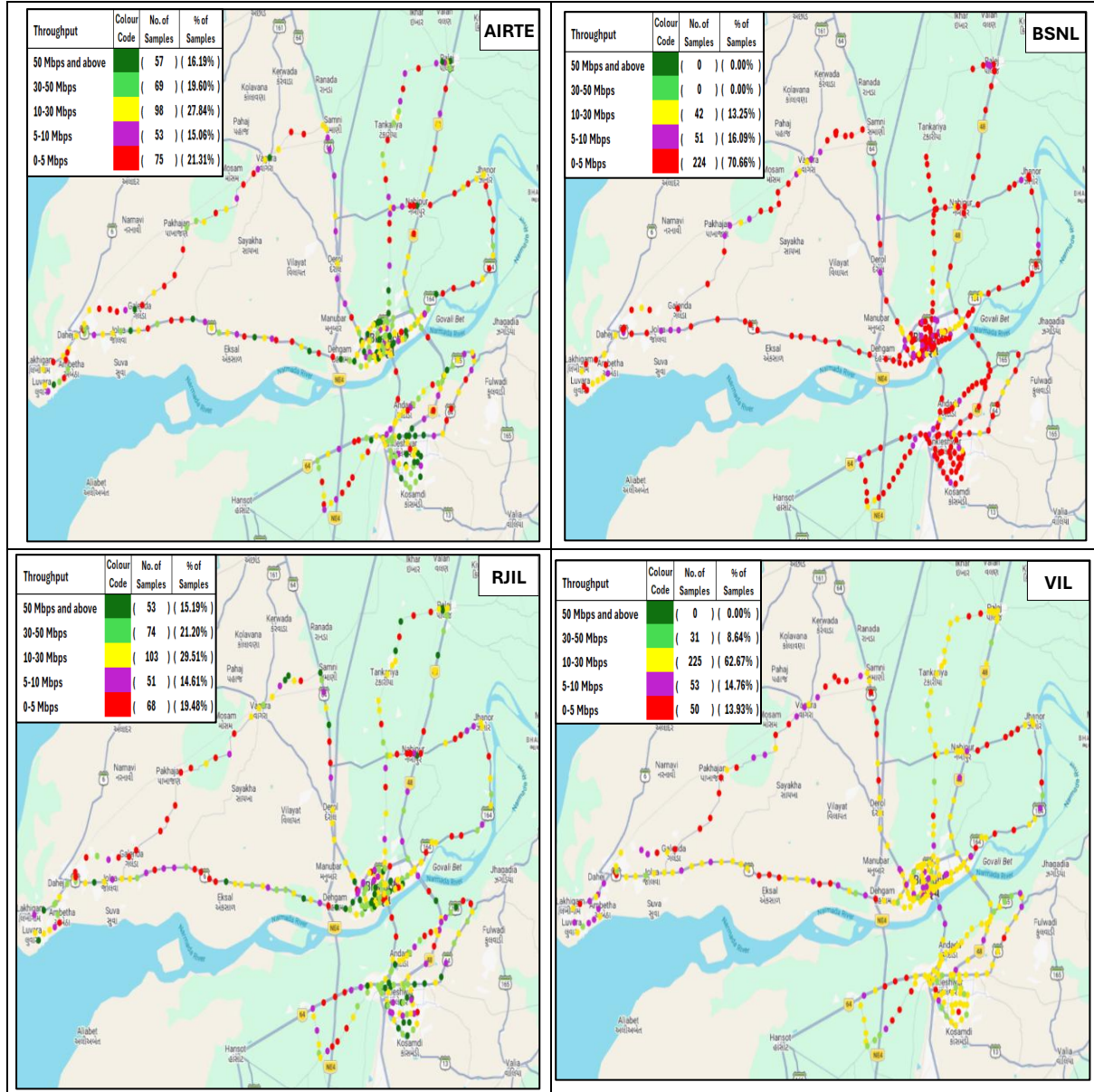
Parameter	Measured in	AIRTEL (upto 5G)	BSNL (upto 4G)	RJIL (upto 5G)	VIL (upto 5G)
Typical Download throughput declared by TSP	(Mbits/s)	27.99	5.00	15.00	15.00
Average Download Throughput measured during IDT	(Mbits/s)	117.72	12.93	180.22	31.14



Note: Plot is based on Dynamic Drive Test results only.

(ii) Upload Throughput

Parameter	Measured in	AIRTEL (upto 5G)	BSNL (upto 4G)	RJIL (upto 5G)	VIL (upto 5G)
Typical upload throughput declared by TSP	(Mbits/s)	5.86	3.00	7.00	8.00
Average Upload Throughput measured during IDT	(Mbits/s)	24.53	4.59	24.09	17.38



Note: Plot is based on Dynamic Drive Test results only.