



India Becoming An Economic Powerhouse

16th June, 2025

Key Takeaways

- **India became the 4th largest global economy in 2025**, driven by domestic reforms and global positioning under the vision of *Aatmanirbhar Bharat*.
- **India is the world's fastest-growing major economy**, with real GDP growing at 6.5% and nominal GDP tripling from ₹106.57 lakh crore (2014–15) to ₹331.03 lakh crore (2024–25).
- India is projected to be world's fastest growing major economy (**6.3% to 6.8% in 2025-26**).
- **Total exports increased by 76% over the last decade**, reaching US\$ 825 billion in 2024–25, led by engineering goods, electronics, and pharmaceuticals.
- **Services exports more than doubled**, growing from US\$ 158 billion in 2013–14 to US\$ 387 billion in 2024–25.
- **Cumulative FDI inflows reached US\$ 1.05 trillion**, with a record 27% increase in equity inflows in the first 9 months of FY25 alone.
- **Digital transactions surged 9x in volume (FY18–FY24)**, with UPI processing **172 billion transactions** in 2024 alone.
- **Inflation was reduced from an average of 8.2% (2004–14) to around 5% (2015–25)** through targeted fiscal and monetary policies.
- Retail inflation fell to **4.6% in 2024–25**, the lowest since 2018–19.

Introduction

India, the world's **fourth-largest economy**¹, has emerged as the fastest-growing major economy and is on track to become the world's third-largest economy with a projected **GDP of \$7.3 trillion by 2030**. India is projected to be world's fastest growing major economy (6.3% to 6.8% in 2025-26). This transformation is the result of a decade of **decisive governance, visionary reforms, and global engagement** under **Prime Minister Narendra Modi**. Driven by robust domestic demand, a dynamic demographic profile, and sustained economic reforms, India is asserting its rising influence **in global trade, investment, and innovation**.

At the **Kautilya Economic Conclave**², renowned economist **Jagdish Bhagwati** remarked: *"In the old days, the World Bank used to tell India what to do, but now, India tells the World Bank what to do."* This statement powerfully reflects India's shift in **last Eleven years**, from a dependent economy to a **self-reliant, globally competitive powerhouse**.

At the core of this transformation is the vision of **Aatmanirbhar Bharat**, a movement that promotes **innovation, entrepreneurship, and technological sovereignty**. Under **Modi's leadership**, strategic initiatives like the **Production Linked Incentive (PLI) schemes, revitalisation of MSMEs**, and the

¹ <https://www.pib.gov.in/InfographicsDetails.aspx?Id=2718>

² <https://www.pib.gov.in/FeaturesDeatils.aspx?NoteId=153288&ModuleId=2>

expansion of **digital infrastructure** have laid the foundation for a **high-growth, high-opportunity economy**.

Equally central to this vision is **inclusive and equitable growth**. The government's policies have focused on **job creation**, support for **small businesses**, increased **public investment**, and **financial empowerment** of the **middle class** and **entrepreneurs**, ensuring that economic progress benefits every citizen. India's economic growth under **Prime Minister Narendra Modi** is not just about building momentum, it is about **reshaping the nation's economic destiny**. Today, **India** is a nation that is **digital, green, aspirational, and future-ready**, firmly advancing towards its goal of becoming

Fast Facts

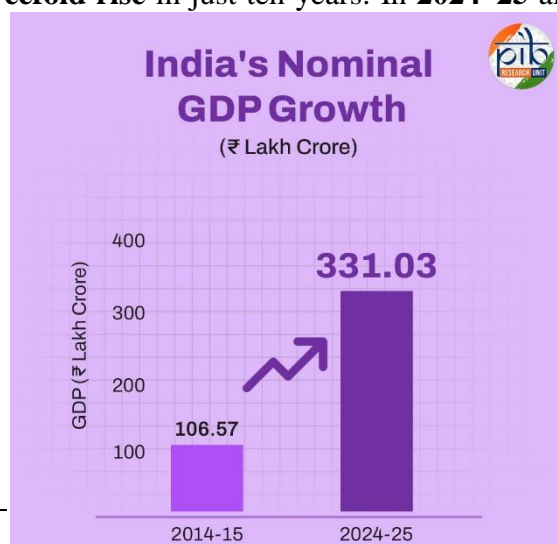
₹29.8 lakh crore Aatmanirbhar Bharat Package during COVID saved economy.
a **global leader**.

Creating a base for 'Growthade'

- Indian corporates raised an all-time high of **₹1,62,387 crore** through **IPOs in 2024–25**.
- National highways increased from **91,287 km in 2014 to 1,46,204 km till March 2025**.
- There are **160 operational airports** in the country, which include **145 airports, 2 water aerodromes, and 13 heliports as of March 2025**.
- Extension of **15% tax rate** for new manufacturing units till 2024, and tax incentives for **start-ups, will boost high-growth sectors and create jobs**.
- Scheduled Commercial Banks' (SCBs) gross NPAs fell to a 12-year low of **2.6%** in December 2024.

GDP Growth: Strengthening the Economic Foundation³

India's **GDP** has witnessed a remarkable transformation over the past decade. At **current prices**, **GDP** has increased from **₹106.57 lakh crore in 2014–15** to an estimated **₹331.03 lakh crore in 2024–25**, an approximate **threefold rise** in just ten years. In **2024–25** alone, **nominal GDP** grew by



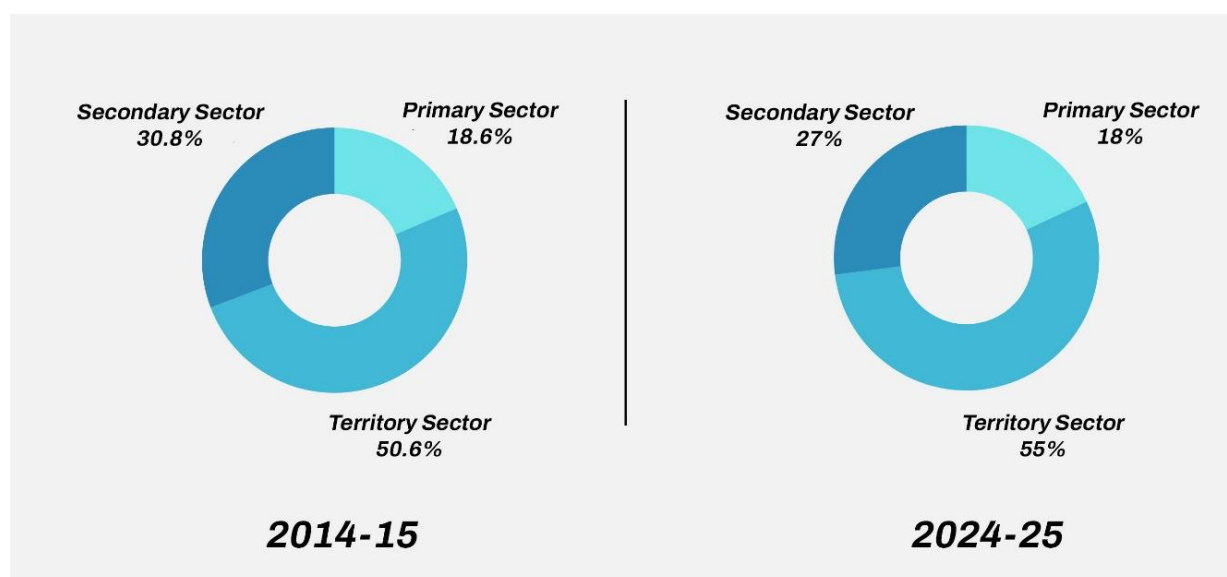
9.9% over the previous year, while **real GDP (at constant prices)** increased by **6.5%**, reflecting sustained economic momentum. This steep growth reflects the country's expanding economic base and rising income levels.

During the same period **Real GVA** rose by **6.4%**, and **nominal GVA** by **9.5%**. **Private Final Consumption Expenditure (PFCE)** grew by **7.3%**, driven by a recovery in **rural demand**, reaching its **highest share of GDP (61.8%)** since 2002–03.

Gross domestic product (GDP) measures the value of all the goods and services produced in a country, while **Gross value added (GVA)** is the value added to other (purchased) goods and services, which are used to produce within an economy.

The **services sector**⁴ has remained the **steadiest contributor to GVA**, with its share rising from **50.6% in FY14** to around **55% in FY25**. It also provides employment to approximately **30% of the workforce**. In addition to its direct contribution, services play an increasingly vital role in “**servicification**” of **manufacturing**, enhancing value through services used in both **production** and **post-production** stages.

Fast Fact: Tax revenues hit record highs with **GST** collections peaking in **April 2025** and **tax-to-GDP ratio** estimated at **12%** for **FY26**.



This sustained momentum is the result of a **structural transformation** led by the **Government**, prioritising **transparency**, **ease of doing business**, and **long-term investments** across **manufacturing**, **MSMEs**, **digital services**, and **infrastructure**.

External Trade: Expanding India's Global Footprint⁵⁶

India's total exports have shown remarkable growth over the past decade, rising from **US\$ 468 billion** in 2013–14 to **US\$ 825 billion** in 2024–25, marking a substantial increase of approximately **76%**.

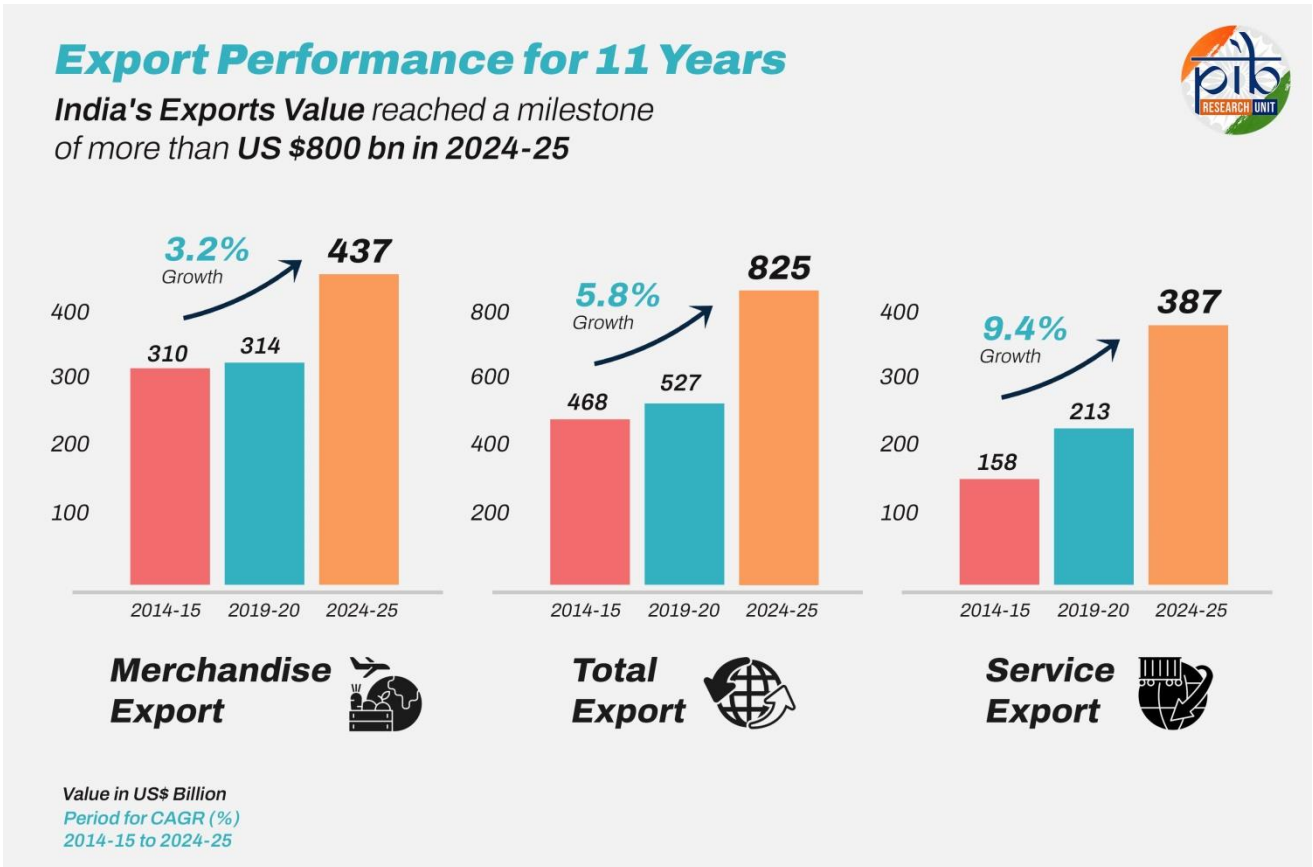
⁴ <https://www.indiabudget.gov.in/budget2015-2016/es2014-15/echapvol2-01.pdf#:~:text=It%20is%20observed%20that%20the%20contribution%20of,2.6%20per%20cent%20and%20from%2022.1%20per>

⁵ <https://static.pib.gov.in/WriteReadData/specificdocs/documents/2025/feb/doc202521494001.pdf>

⁶ <https://www.pib.gov.in/PressReleasePage.aspx?PRID=2122016>

This growth was supported by a marginal increase in **merchandise exports**, which stood at **US\$ 437.42 billion** in FY 2024–25 compared to **US\$ 437.07 billion** in the previous year, reflecting stability in goods-based trade. Over the decade, merchandise exports rose from **US\$ 310 billion** in 2013–14 to **US\$ 437.42 billion** in 2024–25, marking a **39% increase**, driven by sectors such as engineering goods, petroleum products, and electronics.

Services exports more than doubled, expanding from **US\$ 158 billion** in 2013–14 to **US\$ 387 billion** in 2024–25, registering a remarkable **growth**.



India's Top Export Sectors Leading the Growth Story

India's export surge in FY 2024–25 has been propelled by its **top three export sectors—engineering goods, electronic goods, and drugs & pharmaceuticals**—which have played a pivotal role in strengthening the country's trade performance.

India's **non-petroleum exports** reached an all-time high of **USD374.1 billion (FY 2024-25)**

Sector	Top Export Destinations	Other Key Highlights
Engineering Goods	USA, UAE, Saudi Arabia, UK, Germany	<ul style="list-style-type: none">Achieved the highest export value among all sectors.Driven by key initiatives like Make in India, PLI scheme for auto and components, and the Advanced Chemistry Cell (ACC) programme.

Electronic Goods	UAE, USA, Netherlands, UK, Italy	<ul style="list-style-type: none"> Electronic goods exports saw a growth of over 32%, reaching more than USD 38 billion in FY 2024-25. Export growth in value terms: ~US\$ 10 billion
Drugs & Pharmaceuticals	200+ countries	<ul style="list-style-type: none"> India ranks 3rd globally in volume terms. Market projected to reach US\$ 130 bn by 2030 and US\$ 450 bn by 2047.



Global Capital Flows into India⁷⁸⁹

India's Rising Global Competitiveness



India has rapidly become one of the world's most attractive destinations for Foreign Direct Investment (FDI), fuelled by a decade of structural reforms, investor-friendly policies, and enhanced global competitiveness. Strengthened by improvements in key international rankings and strategic initiatives, investor confidence has surged. The Government now aims to raise annual FDI inflows to

⁷ <https://www.pib.gov.in/PressNoteDetails.aspx?NoteId=153223&ModuleId=3>

⁸ <https://www.ibef.org/economy/foreign-direct-investment>

⁹ <https://www.pib.gov.in/PressReleaseIframePage.aspx?PRID=2003540#:~:text=India%20ranks%2063rd%20in%20the,a%20span%20of%205%20years.>

US\$ 100 billion, up from the current five-year average of **over US\$ 70 billion**, aligning with efforts to position India as a global investment hub amid shifting supply chains.

These factors have boosted FDI investments in India with cumulative inflows reaching an impressive **₹89.85 lakh crore (US\$ 1.05 trillion)** between **April 2000 and December 2024**, marking nearly a **20-fold increase since FY01**. India's FDI equity inflows for April-December 2024 **surged by 27%** to **₹3.40 lakh crore (US\$ 40.67 billion)**, reflecting robust investor confidence. This growth has been driven by reforms such as the liberalisation of FDI norms in key sectors, introduction of GST, and initiatives like *Make in India*.

Sector	Share of Cumulative FDI Equity Inflow (%)
Services	16.2%
Computer Software & Hardware	15.0%
Trading	6.4%
Telecom	5.5%
Automobiles	5.2%

Key achievements in FDI

- Highest ever annual FDI Inflow of **USD 84.84 billion** in the financial year **2021-22**.
- FDI inflow **USD 667.74 billion** in the last 10 financial years (**2014-24**). It is nearly 67% of the total FDI reported in the last 24 years (**USD 991.32 billion**).
- Gross FDI inflows touched **USD 1 trillion** by September 2024.
- **26%** Jump in FDI, in **H1-FY 2024-25** FDI hits **USD42+ Billion**
- More than **90%** of FDI Equity Inflow received under Automatic Route.

Category	Key Highlights
Healthcare & Insurance	<ul style="list-style-type: none"> • Hospital segment attracted US\$ 1.5 billion (Rs. 12,708 crore) in FY24, accounting for 50% of total healthcare FDI. • Insurance sector received US\$ 6.51 billion in FDI over nine years. FDI cap increased from 26% (2014) to 74% (2021).
Space Sector	<ul style="list-style-type: none"> • In March 2024, the Union Cabinet led by PM Modi approved FDI reforms in the space sector, allowing 100% FDI in selected satellite sub-sectors under defined limits to boost private investment. • Indian space startups raised over US\$ 120 million in the first nine months of FY24.
Renewables	<ul style="list-style-type: none"> • FDI inflows amounted to US\$ 6.14 billion between April 2020 and September 2023.
Defence	<ul style="list-style-type: none"> • As of February 2024, FDI in the defence sector reached US\$ 612 million (Rs. 5,077 crore). • Joint ventures with foreign OEMs are being promoted under ‘Aatmanirbhar Bharat’ and ‘Make in India’.
Food Processing	<ul style="list-style-type: none"> • World Food India 2023 summit facilitated MoUs worth US\$ 4 billion (Rs. 33,129 crore). • Additional investments of US\$ 3.12 billion (Rs. 25,869 crore) were mobilized under schemes like PMKSY, PLISFPI, and PMFME.

Category	Key Highlights
Tech & Auto	<ul style="list-style-type: none"> • Databricks will invest US\$ 250 million (Rs. 2,133 crore) and expand its workforce by 50% by FY25. • In January 2024, Prime Minister Narendra Modi inaugurated Boeing's US\$ 192.5 million (Rs. 1,600 crore) tech center near Bengaluru.
Startups	India's space startup ecosystem grew from 1 to 190+ startups in just 4 years , supported by liberalized policy and strong investor interest.

Major States Attracting Global Investments Across Key Sectors

Maharashtra	<ul style="list-style-type: none"> • Aims to double GDP from US\$ 500 billion to US\$ 1 trillion by 2030 at 14% CAGR. • Hyundai Motors is investing US\$ 721.94 million (Rs. 6,000 crore) after acquiring GM's Talegaon plant.
Karnataka	<ul style="list-style-type: none"> • Signed 8 MoUs worth US\$ 2.76 billion (Rs. 23,000 crore) in sectors like AI, healthcare, and data centers.
Gujarat	<ul style="list-style-type: none"> • At Vibrant Gujarat 2024, DP World committed US\$ 3 billion (Rs. 25,000 crore) for ports, logistics, and SEZs. • MoUs cover development of deep-draft ports, freight corridors, and logistics infrastructure.

Production Linked Incentive Scheme



With an impressive outlay of **₹1.97 lakh crore** (over US\$26 billion), the PLI Schemes focus on 14 critical sectors, each strategically chosen to enhance the country's manufacturing prowess, foster technological advancements, and elevate India's position in global markets. These sectors are aligned with the government's goal of strengthening domestic production and expanding exports, contributing to the broader vision of Atmanirbhar Bharat. The impact of PLI Schemes has been significant across

various sectors in India. These schemes have incentivized domestic manufacturing, leading to increased production, job creation, and a boost in exports. They have also attracted significant investments from both domestic and foreign players.

PLI Schemes have transformed India's exports basket from traditional commodities to high value-added products such as electronics & telecommunication goods, processed food products etc. PLI Schemes have witnessed exports surpassing **₹ 5.31 lakh crore (around US\$ 61.76 billion)**, with significant contributions from sectors such as **Large-Scale Electronics Manufacturing, Pharmaceuticals, Food Processing, and Telecom & Networking products.**¹⁰

Strengthening the MSME Sector¹¹

With over **6.3 crore enterprises**, the **MSME sector** plays a vital role in employment generation and entrepreneurship, second only to agriculture. The government has supported the sector through initiatives focusing on **credit access, technology, infrastructure, skill development, and market support**, including for **Khadi, Village, and Coir industries**.

Key Achievements:

- **Over ₹3.58 lakh crore** sanctioned under the **Emergency Credit Line Guarantee Scheme (ECLGS)**
- **MSME loans of over ₹2.39 lakh crore** saved from becoming **NPAs under ECLGS**
- **1.13 crore MSMEs** benefitted.
- Estimates show that this saved over **1.5 crore jobs, supported the livelihood of nearly 6 crore people.**
- Guarantee cover enhanced up to **₹100 crore** to boost credit access.

Digital Transformation in Payments

India has experienced a remarkable surge in digital payments, marking a pivotal shift towards a cashless economy. This growth has been enabled by government initiatives, collaborative stakeholder efforts, and robust digital infrastructure. At the centre of this transformation is **Unified Payments Interface (UPI)**, alongside **Immediate Payment Service (IMPS)** and **NETC FASTag**, which have made transactions faster, safer, and more accessible.

Revolution in Digital Transactions

India's digital payment transactions have expanded at an exponential rate, reflecting increased digital adoption among individuals and businesses.

● Transaction Volume:

Digital payment transactions grew from **2,071 crore in FY 2017–18** to **18,737 crores in FY 2023–24**, achieving a **Compound Annual Growth Rate (CAGR)** of **44%**.

¹⁰ <https://www.pib.gov.in/PressReleasePage.aspx?PRID=2114011>

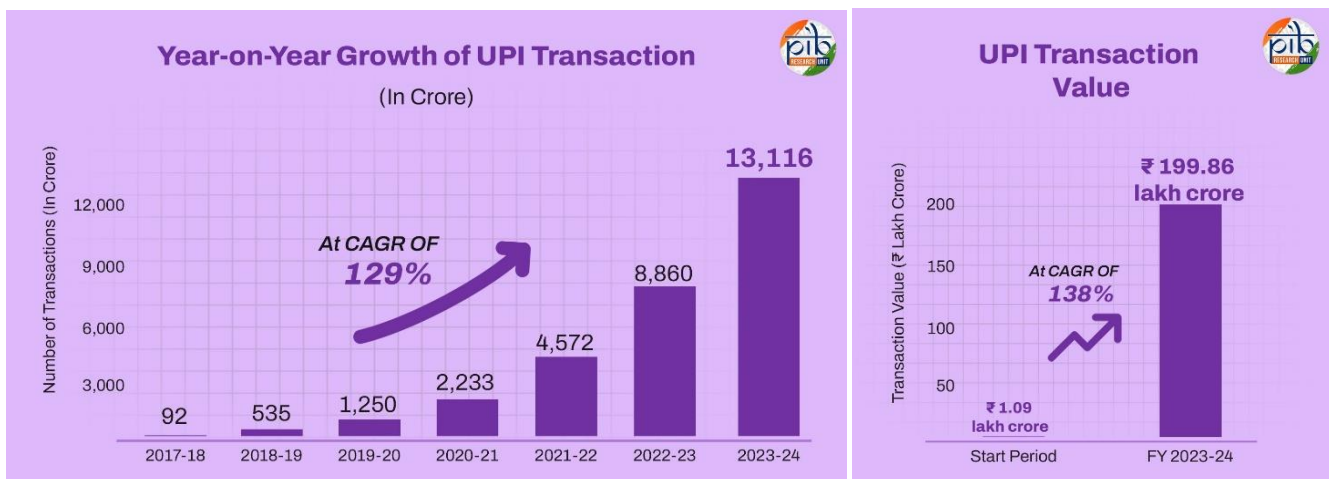
¹¹ <https://www.pib.gov.in/PressReleasePage.aspx?PRID=2089308>

- **Transaction Value:**

Over the same period, the value of transactions rose from **₹1,962 lakh crore** to **₹3,659 lakh crore**, with a **CAGR of 11%**.

UPI: The Flagship of India's Digital Economy

Unified Payments Interface (UPI) is a transformative digital payment system that integrates multiple bank accounts into one mobile application, offering seamless fund transfers, bill payments, and merchant transactions. It has not only made financial transactions **fast, secure, and effortless**, but also empowered individuals, small businesses, and merchants, driving the country's shift toward a cashless economy.



IMPS and NETC FASTag: Enhancing Real-Time and Mobility Payments

While UPI dominates mobile-based peer-to-peer and merchant payments, **Immediate Payment Service (IMPS)** and **NETC FASTag** continue to play crucial roles in strengthening India's digital payments landscape.

IMPS, launched in 2010, is a real-time, 24x7 electronic funds transfer service supporting transactions across banks and financial institutions via mobile, internet banking, ATMs, and SMS.

Simultaneously, **NETC FASTag**, India's **digital toll collection system**, enables **cashless toll payments** directly from linked bank accounts, enhancing convenience for commuters.

Together, IMPS and FASTag are instrumental in expanding digital financial services beyond traditional transactions—driving seamless fund transfers and mobility-related payments across the country.

In **December 2024**, IMPS processed **441 million transactions** valued at **₹6.01 lakh crore**, up from **407.92 million transactions and ₹5.58 lakh crore** in November 2024.

December 2024 saw **381.98 million FASTag transactions**, up from **358.84 million in November**, with transaction value rising from **₹6,070 crore to ₹6,642 crore**.

Internationalization of Digital Payments:

India's indigenously developed UPI and RuPay cards are world class platforms for enabling digital payments. Government is making efforts to promote these products globally. At present UPI is fully functional and live in **UAE, Nepal, Bhutan, Singapore, Mauritius, France and Sri Lanka**. RuPay cards acceptance is live in **UAE, Nepal, Bhutan, Singapore and Mauritius**.

49% of global real-time digital transactions happened in India (ACI Worldwide Report 2024)

Building Blocks of Inclusive Growth: A 11 Years of Financial Empowerment in India

Over the past eleven years, India has made remarkable progress in deepening financial inclusion and promoting grassroots entrepreneurship. A suite of flagship schemes launched since 2014 has significantly broadened access to **banking, insurance, pensions, and credit**. Together, they have laid the groundwork for a more **resilient, inclusive, and opportunity-driven economy**.

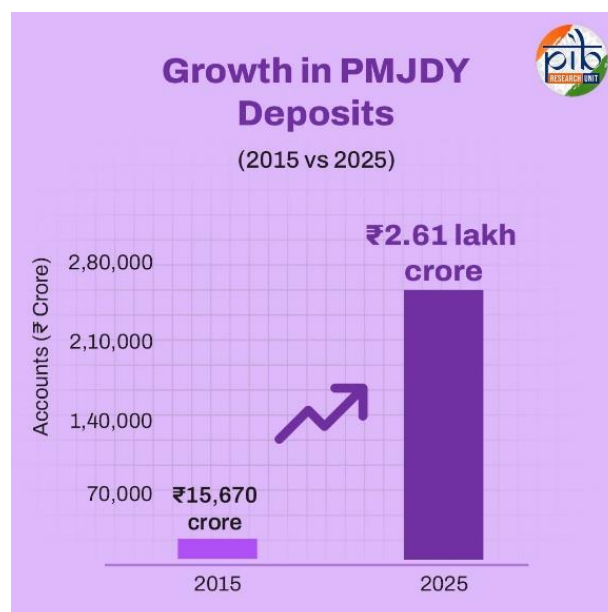
1. Pradhan Mantri Jan Dhan Yojana (PMJDY)

Launched in August 2014 by the Prime Minister Narendra Modi as a **National Mission for Financial Inclusion (NMFI)**, PMJDY aimed to bring the vast unbanked population into the formal financial system, ensuring that every citizen has the opportunity to manage their financial activities effectively. The scheme, guided by the principles of "banking the unbanked, securing the unsecured, funding the unfunded, and serving the underserved," has made significant strides in providing universal banking services to every unbanked household across the nation.

- The number of PMJDY accounts increased from **14.72 crore in 2015 to 55.17 crore** by April 2025.
- Total deposits in these accounts rose from **₹15,670 crore to ₹2.61 lakh crore**, reflecting enhanced financial participation.
- Over **30.80 crore accounts** are held by women, promoting gender-inclusive financial empowerment.
- Approximately **36.73 crore accounts** are located in rural and semi-urban areas, ensuring outreach to underserved regions.



2.



Pradhan Mantri Jeevan Jyoti Bima Yojana (PMJJBY)¹²

Announced in the 2015 Union Budget in response to the fact that only 20% of Indians had insurance coverage, PMJJBY offers annual renewable life insurance. **Over 9 lakh families** have received timely support, making it one of the most impactful public life insurance schemes globally.

- As of March 2025, **23.36 crore individuals** have enrolled in the scheme.
- Out of **9,37,524 claims received**, **9,05,139** have been successfully **disbursed**, amounting to **₹18,102.78 crore**.

3. Pradhan Mantri Suraksha Bima Yojana (PMSBY)¹³

Since its launch on 9th May 2015, the **Pradhan Mantri Suraksha Bima Yojana (PMSBY)** has made remarkable strides in expanding affordable accident insurance coverage across India.

With a nominal annual premium of ₹20 and easy bank-linked auto-debit enrolment, PMSBY has become a crucial instrument in providing **financial protection to vulnerable sections**, particularly in rural and low-income households.

- As of **April 2025**, the scheme has achieved **50.99 crore cumulative enrolments**.
- Out of these, **23.82 crore women** and **33.81 crore rural residents** have benefitted, reflecting strong inclusivity.
- The scheme has received **2,09,112 claims**, with **1,56,428 claims disbursed**.
- Total claim payout stands at **₹3,106.58 crore**.

4. Atal Pension Yojana (APY)¹⁴

To tackle longevity risks and the lack of retirement security in the **unorganised sector**, APY was launched in 2015. It provides a defined monthly pension linked to contribution and age of entry. As of April 2025, the scheme has accumulated **7.65 crore subscribers** and a total corpus of **₹45,974.67 crore**. Women now constitute **about 48%** of all subscribers, a strong indicator of growing financial awareness and security among female workers.

5. Pradhan Mantri Mudra Yojana (PMMY)¹⁵

Launched on 8 April 2015, Pradhan Mantri Mudra Yojana (PMMY), the Flagship Programme of the Prime Minister aimed at Funding the Unfunded micro enterprises and small businesses. By removing the burden of collateral and simplifying access, MUDRA laid the foundation for a new era of grassroots entrepreneurship. The scheme has ignited an entrepreneurial shift across India—from cities to villages, turning job seekers into job creators.

More than **52.77 crore loan accounts** have been extended with sanction amount of **Rs. 34.11 lakh crore** and disbursed amount of **Rs. 33.33 lakh crore**, since launch of the scheme

6. Stand-Up India Scheme¹⁶

¹² <https://www.pib.gov.in/PressNoteDetails.aspx?NoteId=154428&ModuleId=3>

¹³ <https://www.pib.gov.in/PressNoteDetails.aspx?NoteId=154426&ModuleId=3>

¹⁴ <https://www.pib.gov.in/PressNoteDetails.aspx?NoteId=154432&ModuleId=3>

¹⁵ <https://www.pib.gov.in/PressReleasePage.aspx?PRID=2119954>

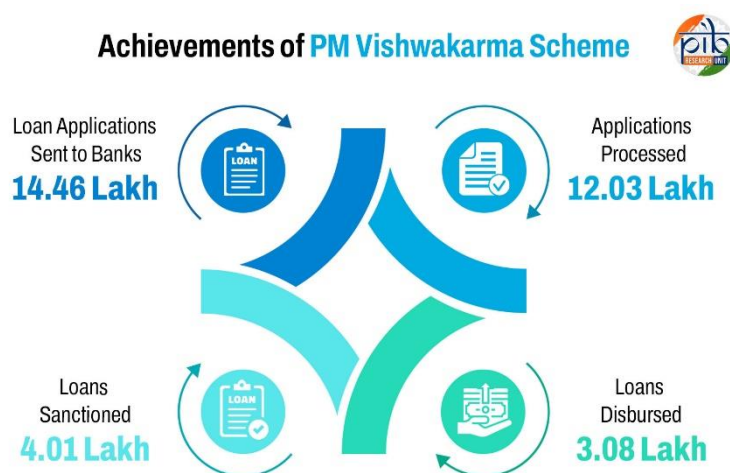
¹⁶ <https://www.pib.gov.in/PressReleasePage.aspx?PRID=2119045>

Since its inception on 5 April 2016, the Stand-Up India Scheme has enabled SC, ST, and women entrepreneurs to launch greenfield enterprises by facilitating bank loans. It has empowered thousands to start and grow businesses, creating livelihood opportunities and driving inclusive economic participation.

Total accounts sanctioned (05.04.2016 to 31.03.2025): **2,73,607**
 Total amount sanctioned: **₹62,410.04 crore**
 Accounts sanctioned to **SC/ST** beneficiaries: **69,822**
 Amount sanctioned to SC/ST beneficiaries: **₹14,705.64 crore**
 Accounts sanctioned to **women** beneficiaries: **2,04,058**
 Amount sanctioned to women beneficiaries: **₹47,704.44 crore**

7. PM Vishwakarma: Empowering India's Traditional Artisans

Launched on **September 17, 2023**, the **PM Vishwakarma Scheme** is a landmark initiative aimed at supporting traditional artisans and craftspeople across **18 identified trades** such as blacksmiths, carpenters, potters, tailors, barbers, cobblers, and others. The scheme provides **holistic support**, including **skill training**, **collateral-free credit**, **modern toolkits**, **market access**, and **incentives for digital transactions**—helping integrate these artisans into the formal economy.



8. PM SVANidhi Scheme: Empowering Street Vendors with Affordable Credit

The **PM SVANidhi Scheme**, launched by the Ministry of Housing and Urban Affairs on **June 1, 2020**, aims to empower street vendors by providing **hassle-free access to affordable credit** and promoting their **digital onboarding** for economic development. The scheme offers **collateral-free working capital loans** up to **Rs. 50,000** in three tranches, along with a **7% per annum interest subsidy** and **cashback incentives** of Rs. 1 per digital transaction (up to Rs. 1,200 annually). Initially valid until **December 31, 2024**, the scheme is currently under extension.

- No. of Accounts Sanctioned: **9,836,781**
- Amount Sanctioned: **Rs. 14,259 crores**
- No. of Accounts Disbursed: **9,604,650**
- Amount Disbursed: **Rs. 13,782 crore**

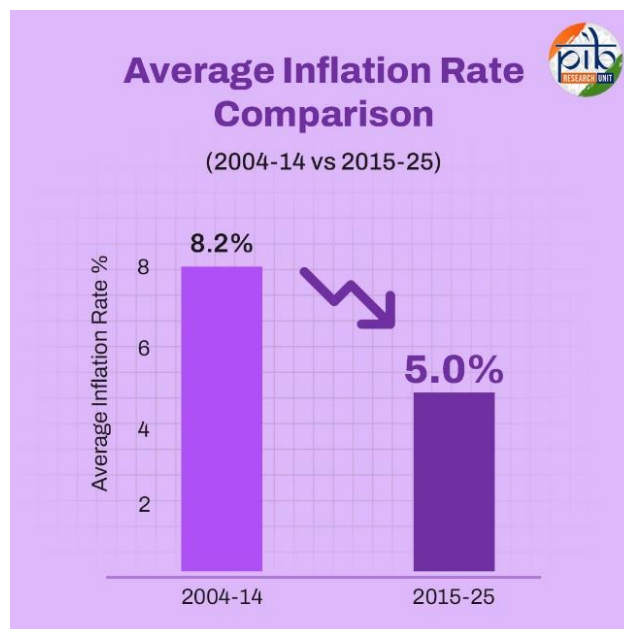
From High Prices to Stability: A Decade of Inflation Control¹⁷

Retail inflation fell to **4.6% in 2024–25**, the **lowest since 2018–19**, highlighting the success of RBI's

¹⁷ <https://www.pib.gov.in/PressReleasePage.aspx?PRID=2122148>

Over the last two decades, India has seen a remarkable transformation in its inflation landscape. Between **2004–05 and 2013–14**, **inflation averaged 8.2%**, with several years experiencing **double-digit rises**, largely driven by **surging food and fuel prices**. This period put pressure on **household budgets** and created **uncertainty for businesses**.

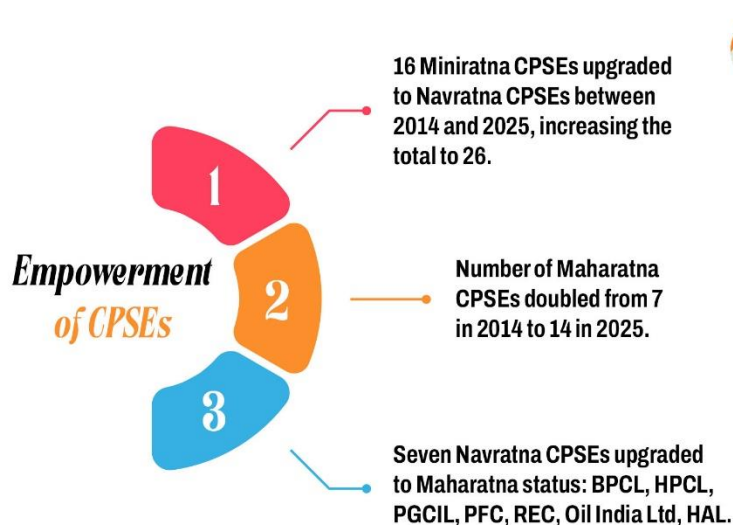
pro-growth monetary policy in balancing growth and price stability.



However, from **2015–16 to 2024–25**, inflation has **moderated significantly to an average of around 5%**. This shift reflects **strong policy interventions**, including **inflation-targeting by the Reserve Bank of India**, **improved supply chain management**, and **sound fiscal discipline by the Government**. As a result, **price stability has improved**, boosting **consumer confidence** and supporting **sustainable economic growth**.

CPSEs: Catalysts of India's Economic Transformation

Central Public Sector Enterprises (CPSEs) play a critical role in India's economic and industrial development. As strategic national assets, they are not merely commercial entities but pillars of national growth, providing essential **infrastructure, manufacturing capabilities**, and services across a wide spectrum — from everyday household products like **salt, tea, and paper** to heavy machinery, electric vehicles, and components used in the construction of national infrastructure.



Key Achievements of Central Public Sector Enterprises:

Central Public Sector Enterprises (CPSEs) have significantly contributed to India's economic rise over the past decade.

Indicator	2014 (or FY14/FY16)	2024 (or FY24/FY25)	Growth
Paid-up Capital	₹2 lakh crore	₹6 lakh crore	↑ 199%
Gross Revenue	₹21 lakh crore	₹36 lakh crore	↑ 75%
Net Profit (Operating CPSEs)	₹1.3 lakh crore	₹3.2 lakh crore	↑ 149%
Profit (Profit-Making CPSEs)	₹1.5 lakh crore	₹3.4 lakh crore	↑ 130%
Contribution to Central Exchequer	₹2.2 lakh crore	₹4.9 lakh crore	↑ 120%
Net Worth	₹9.5 lakh crore	₹20 lakh crore	↑ 110%
Capital Employed	₹17.5 lakh crore	₹43 lakh crore	↑ 145%
Capital Expenditure (CPSEs)	₹1.9 lakh crore	₹3.3 lakh crore	↑ 74%
Combined Capex (CPSEs + Railways + NHAI)	₹3.1 lakh crore (FY16)	₹8.1 lakh crore (FY25)	↑ 161%

Conclusion

Over the past decade, India has undergone a profound economic transformation rooted in structural reforms, visionary policymaking, and unwavering political will. From achieving historic **GDP growth** and record exports to revolutionising digital payments and empowering millions through financial inclusion, the country has laid the foundation for a **resilient, equitable, and future-ready economy**. With robust FDI inflows, expanding trade, and innovation-driven sectors leading the charge, India is no longer a passive participant in the global economy, it is a key architect of its future. As the country moves confidently toward its goal of becoming **a top three economic power**, the momentum of the last eleven years signals that India's economic rise is not just a moment—it is a movement.

References:

- Dept. of Financial services.
- Ministry of Commerce & Industry
- <https://www.pib.gov.in/FeaturesDeatils.aspx?NoteId=153288&ModuleId=2>
- <https://www.pib.gov.in/PressReleasePage.aspx?PRID=2106921#:~:text=%5BPrimary%20Sector:%20Agriculture%2C%20Livestock,Administration%2C%20Defence%20&%20Other%20Services%5D>
- <https://www.indiabudget.gov.in/budget2015-2016/es2014-15/echapter-vol2.pdf>
- <https://www.indiabudget.gov.in/budget2015-2016/es2014-15/echapvol2-01.pdf#:~:text=It%20is%20observed%20that%20the%20contribution%20of,2.6%20per%20cent%20and%20from%2022.1%20per>
- <https://www.mospi.gov.in/percentage-share-gross-value-added-different-economic-sector-2011-12-2023-24-sae-base-year-2011-12-0>

- <https://static.pib.gov.in/WriteReadData/specificdocs/documents/2025/feb/doc202521494001.pdf>
- <https://www.pib.gov.in/PressReleasePage.aspx?PRID=2122016>
- <https://www.pib.gov.in/PressNoteDetails.aspx?NoteId=153223&ModuleId=3>
- <https://www.ibef.org/economy/foreign-direct-investment>
- <https://www.pib.gov.in/PressReleasePage.aspx?PRID=2083683>
- <https://www.pib.gov.in/PressReleasePage.aspx?PRID=2122148>
- <https://www.pib.gov.in/PressNoteDetails.aspx?NoteId=154428&ModuleId=3>
- <https://www.pib.gov.in/PressNoteDetails.aspx?NoteId=154426&ModuleId=3>
- <https://www.pib.gov.in/PressNoteDetails.aspx?NoteId=154432&ModuleId=3>
- <https://www.pib.gov.in/PressReleasePage.aspx?PRID=2119954>
- <https://www.pib.gov.in/PressReleasePage.aspx?PRID=2119045>

Explainer 13/ Series on 11 Years of Government

Santosh Kumar/ Ritu Kataria/ Anchal Patiyal