



BACKGROUNDS

Press Information Bureau

Government of India

Good Governance Day

Accountable, Inclusive and Efficient Governance Measured Through the Good Governance Index

December 24, 2025

Key Takeaways

- Good Governance Day (December 25) commemorates the birth anniversary of the former Prime Minister Atal Bihari Vajpayee. It is celebrated to promote accountability, transparency and citizen-centric public service.
- The Good Governance Index (GGI) is a diagnostic tool developed by the Department of Administrative Reforms and Public Grievances to measure governance across States and Union Territories.
- It measures governance across ten sectors using multiple indicators, supporting evidence-based reforms and state/UTs benchmarking.

Introduction




Figure 1 – Shri Atal Bihari Vajpayee, then the Prime Minister, addressed the 57th Session of the United Nations' General Assembly on Sept. 13, 2002

Good Governance Day is observed annually on December 25, the birth anniversary of former Prime Minister Atal Bihari Vajpayee, whose leadership emphasised **accountability, transparency, and inclusive growth**.¹ The day reminds us that governance is not just about administration, but about making life better for every citizen.

To commemorate his values, the Ministry of Personnel, Public Grievances and Pensions publishes the **Good Governance Index**—a composite assessment of governance performance across states and union territories, translating policy intent into measurable, citizen-centric outcomes.² Week-long celebrations spread the concept of good governance from districts to villages.³ India has recorded progress across sectors, driven by the implementation of multiple national-level schemes, as per the data.

¹ <https://www.pib.gov.in/PressReleasePage.aspx?PRID=2087792®=3&lang=2>

² <https://darpg.gov.in/sites/default/files/GGI%202%202020-21.pdf>, Pg

³ <https://www.pib.gov.in/PressReleasePage.aspx?PRID=2087792&utm>

⁴ <https://www.pib.gov.in/newsite/PrintRelease.aspx?relid=196119®=3&lang=2>

Man of the Masses: Atal Bihari Vajpayee

Shri Atal Bihari Vajpayee (1924–2018) served as Prime Minister of India on three occasions. He had a distinguished four-decade parliamentary career, was elected nine times to the Lok Sabha and twice to the Rajya Sabha.^{5 6 7} Rising from humble beginnings in Gwalior to India's highest office, he received the Padma Vibhushan in 1992 for his selfless dedication to the nation and was conferred with Bharat Ratna, India's highest civilian honour, in 2015.^{8 9}

Shri Atal Bihari Vajpayee championed democratic ideals, women's empowerment, and social equality. As Prime Minister, he prioritised good governance and economic development—building national highways, rural roads, expanding telecom, and improving infrastructure.^{10 11} His legacy continues to guide India's vision and focus on transparency, accountability, and efficient, citizen-centric service delivery.¹² Named “Best Parliamentarian” in 1994, the citation praised him as “a multi-faceted personality” whose work consistently reflected an unwavering commitment to nationalism. Building on this vision, the Government of India measures and promotes good governance systematically across the nation.

Good governance is *participatory, consensus oriented, accountable, transparent, responsive, effective and efficient, equitable and inclusive, and follows the rule of law*, according to the United Nations.¹³

Measuring Good Governance

Good Governance Index



The Department of Administrative Reforms and Public Grievances (DARPG) introduced the Good Governance Index on December 25, 2019, to **evaluate governance performance across states and union territories and encourage improvements**. Good governance is crucial for the welfare of citizens, inclusive development and the country's economic transformation. **The Index identifies 10 key sectors**. Governance performance across these sectors is **measured in terms of 58 indicators** designed keeping citizen-centricity in mind.

⁵ <https://www.pib.gov.in/Pressreleaseshare.aspx?PRID=1543243®=3&lang=2>

⁶ <https://archive.pib.gov.in/archive/releases98/lyr98/10398/PIBR190398.html>

⁷ https://www.pmindia.gov.in/en/former_pm/shri-atal-bihari-vajpayee-2/?utm

⁸ https://www.pmindia.gov.in/en/former_pm/shri-atal-bihari-vajpayee-2/?utm

⁹ https://www.pmindia.gov.in/en/former_pm/shri-atal-bihari-vajpayee-2/?utm

¹⁰ https://www.pmindia.gov.in/en/former_pm/shri-atal-bihari-vajpayee-2/

¹¹ <https://www.pib.gov.in/PressReleasePage.aspx?PRID=1582208®=3&lang=2>

¹² <https://www.pib.gov.in/PressReleaseIframePage.aspx?PRID=2006347®=3&lang=2>

¹³ <https://www.un.org/en/chronicle/article/global-and-national-leadership-good-governance>

Categorisation of States and Union Territories

Given wide disparities in geography, population, and development levels, DARPG categorised states and union territories into four groups for fair comparison. As per the 2020-21 Index, these are:

Group A States	Group B States	North-East & Hill States	Union Territories
<ul style="list-style-type: none"> Andhra Pradesh Goa Gujarat Haryana Karnataka Kerala Maharashtra Punjab Tamil Nadu Telangana 	<ul style="list-style-type: none"> Bihar Chhattisgarh Jharkhand Madhya Pradesh Odisha Rajasthan Uttar Pradesh West Bengal 	<ul style="list-style-type: none"> Arunachal Pradesh Assam Himachal Pradesh J&K Manipur Meghalaya Mizoram Nagaland Sikkim Tripura Uttarakhand 	<ul style="list-style-type: none"> A&N Islands Chandigarh Dadra & Nagar Haveli Daman & Diu Lakshadweep Delhi Puducherry

Top Performers in Good Governance Index 2020-21

Group A States

Rank	State/UT	Position
1	Gujarat	1st
2	Maharashtra	2nd
3	Goa	3rd

Group B States

Rank	State/UT	Position
1	Madhya Pradesh	1st
2	Rajasthan	2nd
3	Chhattisgarh	3rd

North-East & Hill States

Rank	State/UT	Position
1	Himachal Pradesh	1st
2	Mizoram	2nd

Union Territories

Rank	UT	Position
1	Delhi	1st

Good Governance Index 2019 - Top Performers

State/UT
Tamil Nadu
Maharashtra
Himachal Pradesh
Puducherry

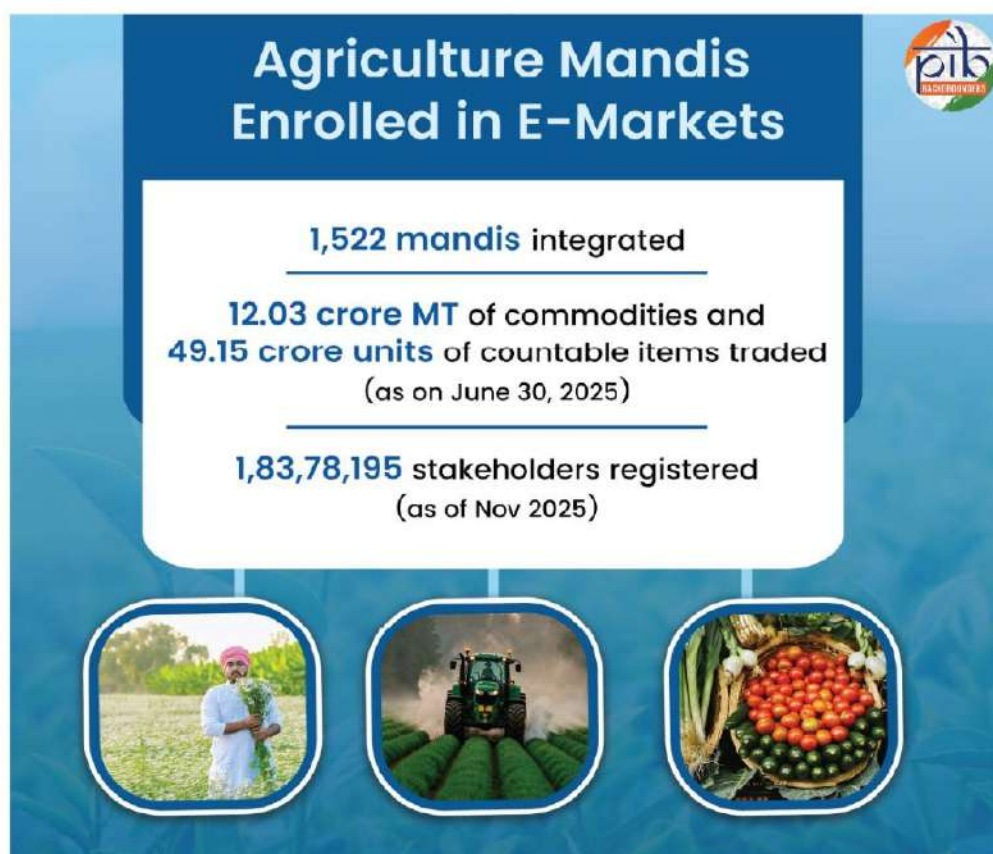
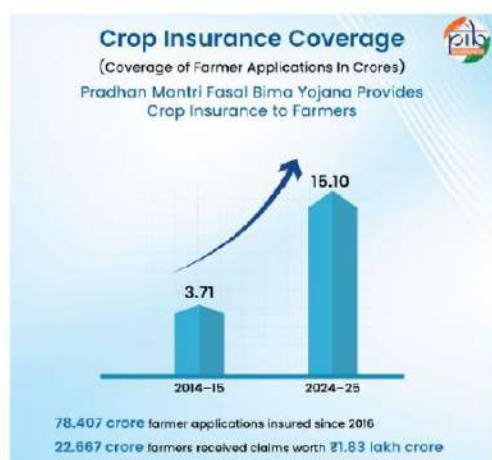
National Sector-Wise Progress On Select Indices

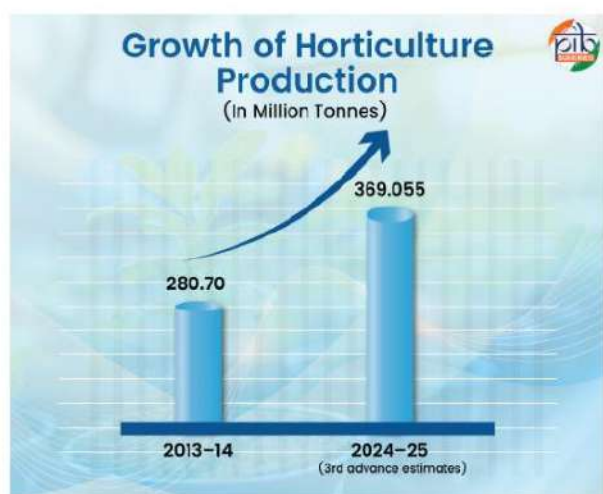
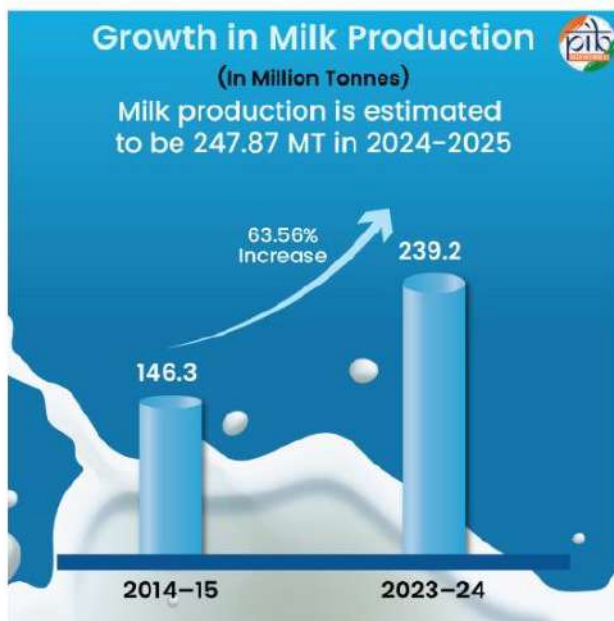
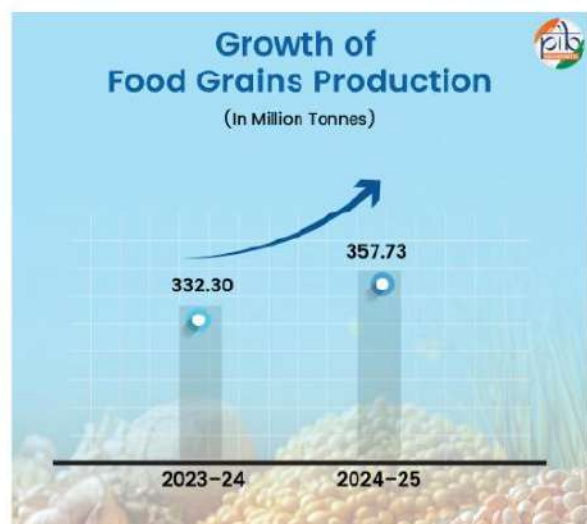
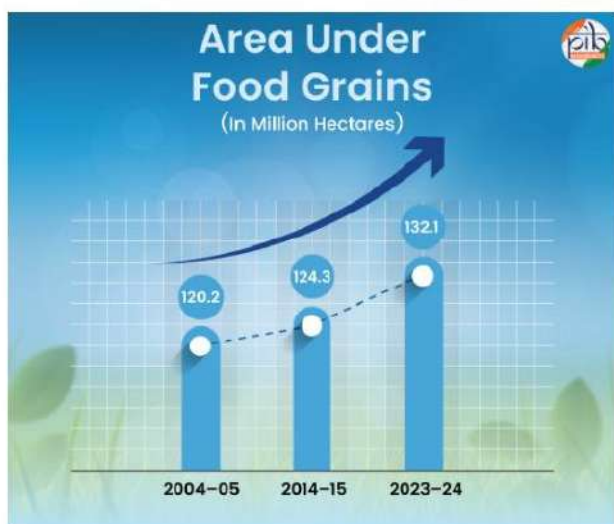
India's progress across every sector of the Good Governance Index reflects a sustained commitment to transparent, accountable, and citizen-centric administration. Here is an overview of national achievements on some of the 58 identified indices across these sectors:

1. Agriculture and Allied Sector

Progress in the Agriculture and Allied sector is reflected through the following key indices:

1. Growth of Agriculture and Allied Sector
2. Growth of Food Grains Production
3. Growth of Horticulture Produce
4. Growth of Milk Production
5. Growth of Meat Production
6. Growth of Egg/Poultry production
7. Crop Insurance
8. Agri. Mandis Enrolled in e-Market

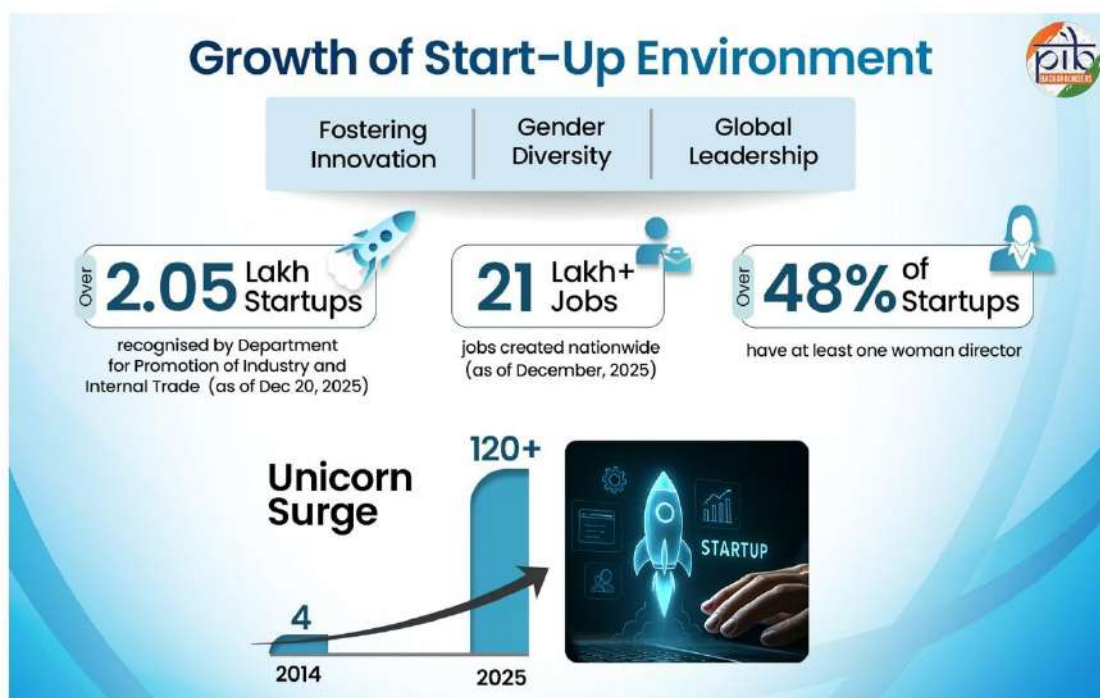




2. Commerce and Industry

Progress in the Commerce and Industry sector is reflected through the following key indices:

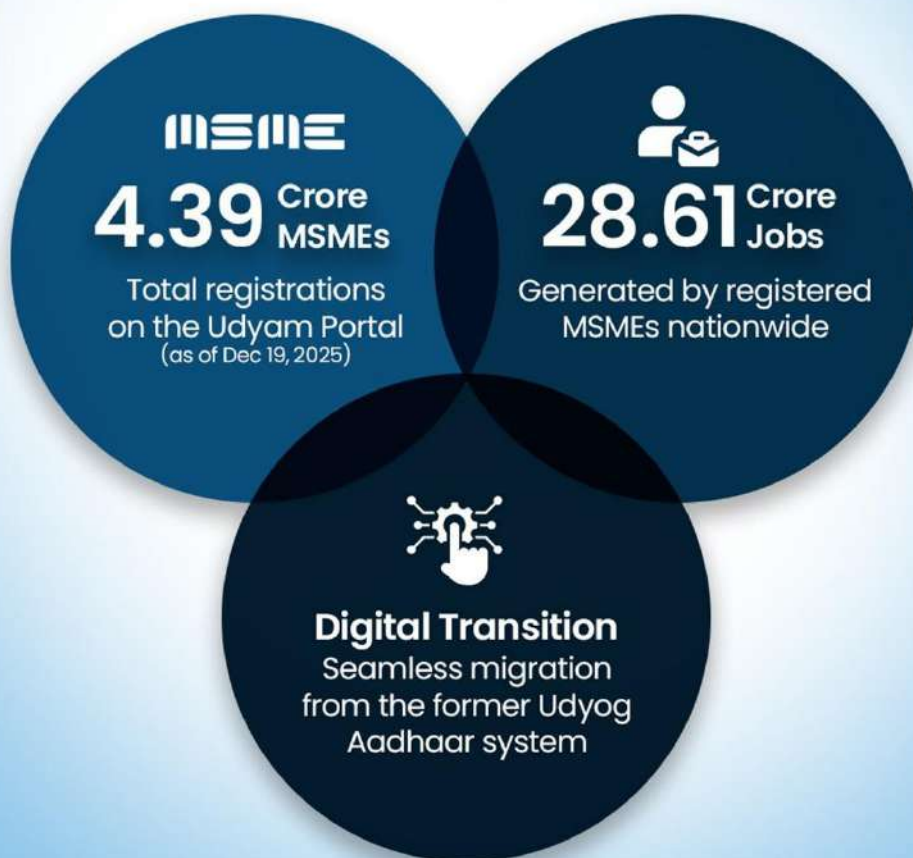
1. Ease-of-Doing Business (EoDB)
2. Growth of Industries
3. Change in No. of MSME Units Registered under Online Udyog Aadhar Registration
4. Increase in No. of Establishments Registered under GST
5. Start-up Environment



Change in the Number of MSME Units



MSMEs Registered under Online
Udyog Aadhar Registration

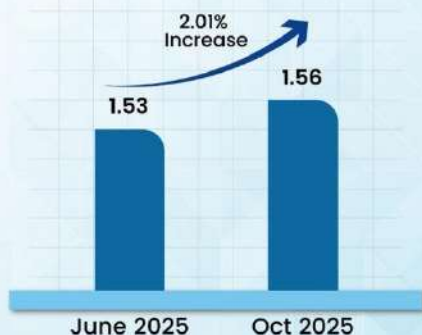


Increase in No. of Establishments Registered under GST



Rapid Expansion of the Active Business Base

Active Taxpayers
(In crore)



Cash-paying Businesses

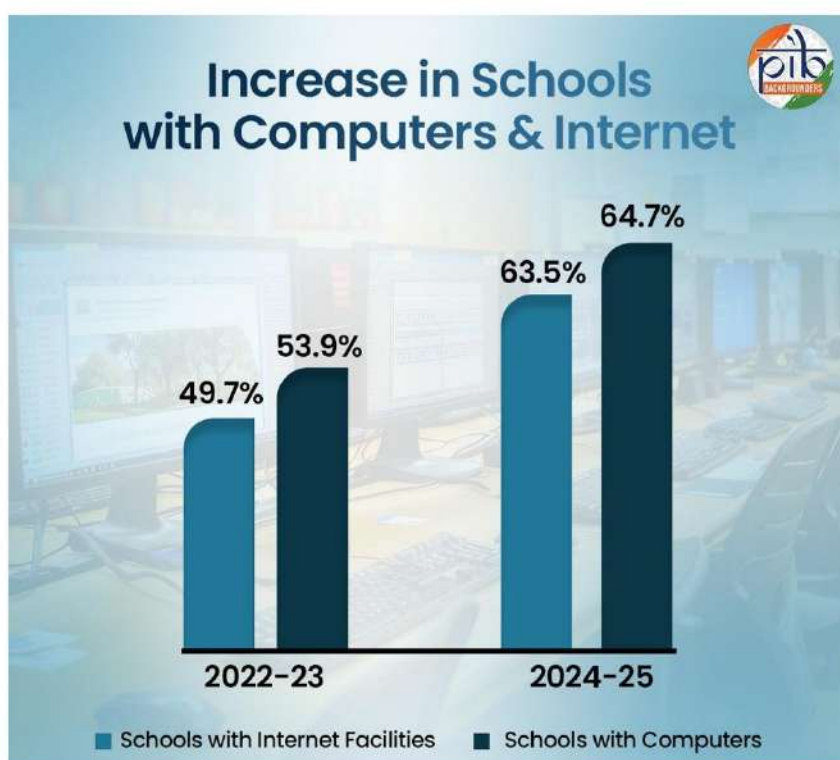
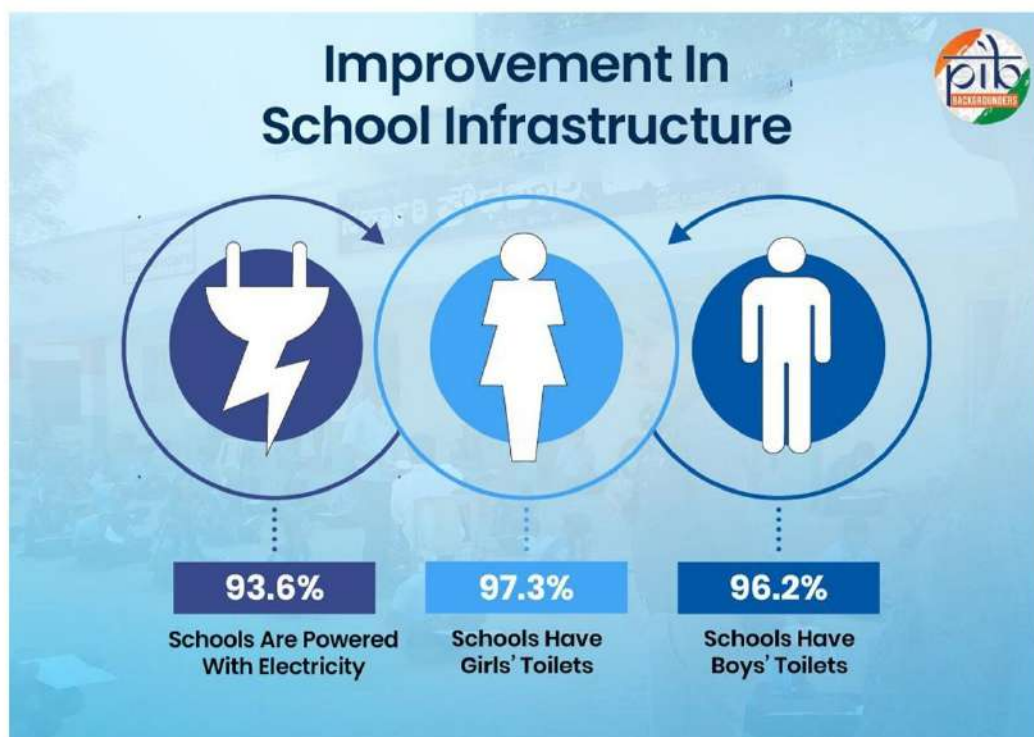
Over 1.96 crore taxpayers have actively deposited tax payments into the system



3. Human Resource Development

Progress in the Human Resource Development sector is reflected through the following key indices:

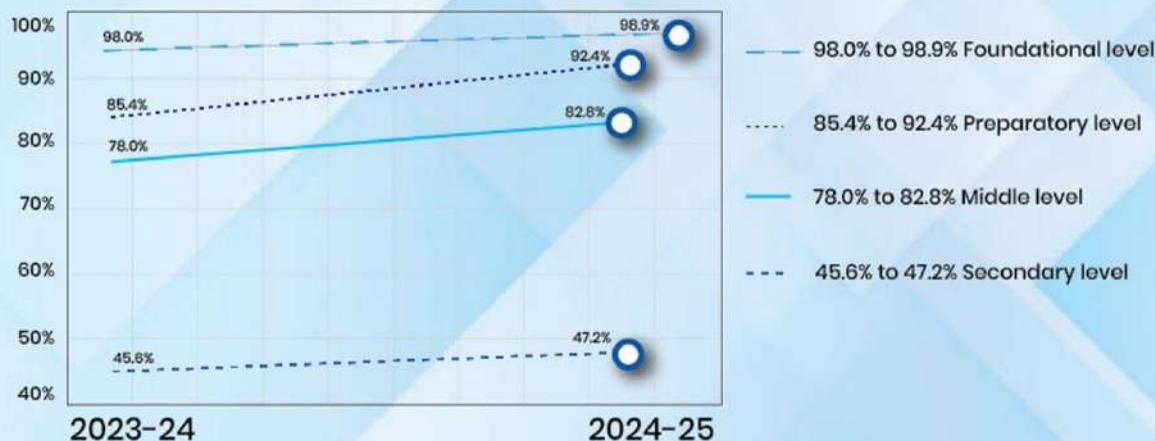
1. Quality of Education
2. Retention Rate at Elementary School Level
3. Gender Parity
4. Enrolment Ratio of SC & ST
5. Schools with Access to Computers for Pedagogical Purposes / Working Computers
6. Skill Trainings Imparted
7. Placement Ratio Including Self-employment



Retention Rate at Elementary School Level



Student Retention Rates across all educational levels have improved in 2024-25 compared to 2023-24



GER in schools in 2024-25



Foundational
(Pre-Primary
to Class II):
41.4

Preparatory
(Class III to V):
95.4

Middle
(Class VI to VIII):
90.3

Secondary
(Class IX to XII):
68.5

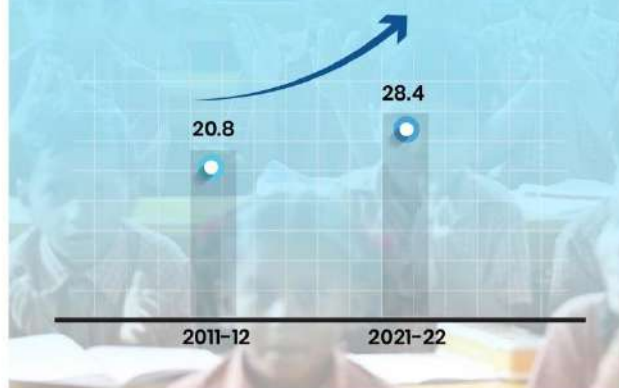
Total Number of School Teachers in India



UDISE+ Report 2024-25



India's Gross Enrolment Ratio in Higher Education



Skill Trainings Imparted



Five National Centres of Excellence
are being set up for advanced skilling.

From Feb. 22, 2023 to Dec. 19, 2025

33.45 lakh
people enrolled
under PM Kaushal
Vikas Yojana

27.09 lakh
trained

18.78 lakh
certified across
17,249 training
centres

(as on Dec. 19, 2025)

Gender Parity in Indian Education

(UDISE+ 2024-25 & AISHE 2021-22)



The Gender Parity Index (GPI) measured as ratio of GER of girls to GER of boys stood at above 1 at all levels, indicating more proportionally higher participation of girls as compared to boys



Girls' Enrolment & Woman Teachers in Schools



Girls' Enrolment
(2024-25)
↑48.3%
Up from 48.1%
(2023-24)



Female Teachers
(2024-25)
↑54.2%
Up from 53.3%
(2023-24)



Growth of Women in India's Higher Education

Growth of Women's Enrolment in Higher Education

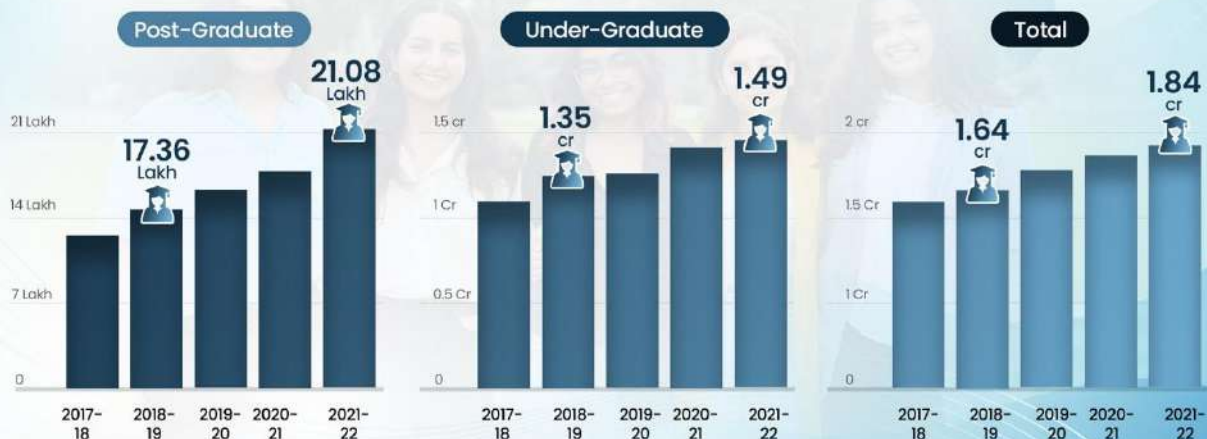


Growth of Female Teachers in Higher Education



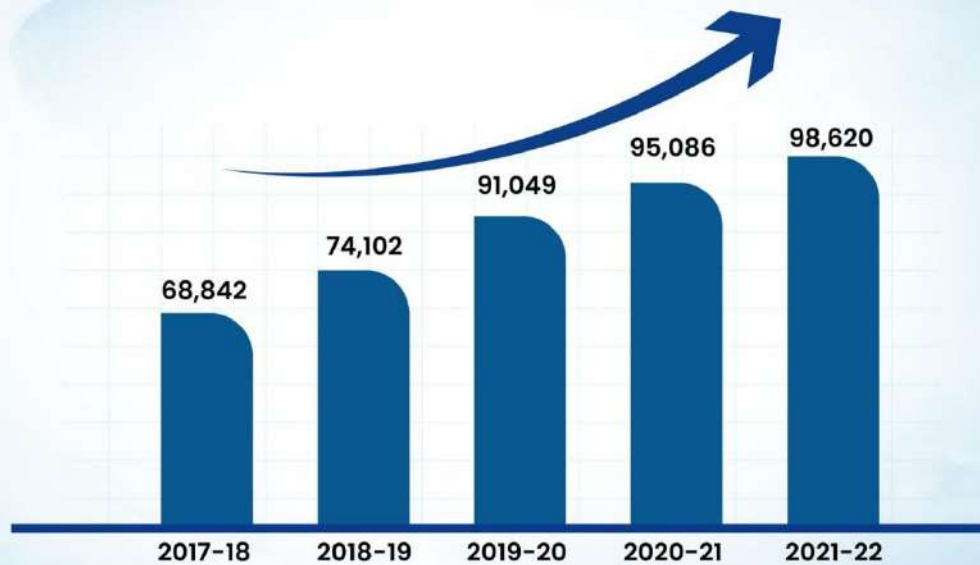
Women's Enrolment in Higher Education (Regular Mode)

Enrolment of women at various higher education levels has increased from 2017-18 to 2021-22 (AISHE 2021-22)



PhD Enrolment of Women (Regular Mode)

Women's enrolment has increased by 43.26% from 2017-18 to 2021-22



Enrolment of SC & ST

Gross Enrolment Ratio (GER)
& SC and ST (2024-25)



	SC	ST
Foundational	38.8	44.3
Preparatory	99.8	101.7
Middle	96.1	99.5
Secondary	70.8	66.9

Higher Education in India

(AISHE 2021-22 Report)

SC Students
6,622,923
Total Enrolment
GER: 25.9

ST Students
2,710,678
Total Enrolment
GER: 21.2

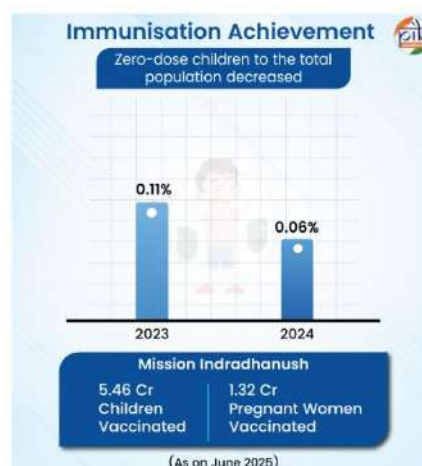
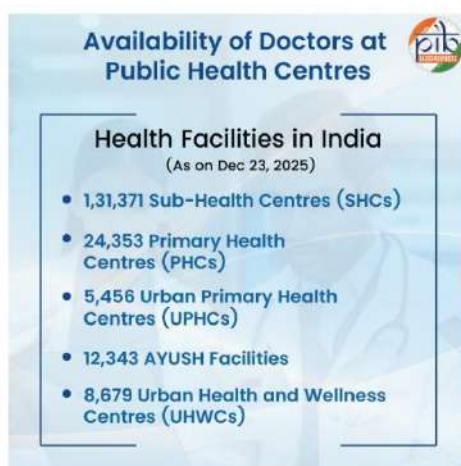
Enrolment grew by
↑76.3%
(2011 - 2022)

Enrolment grew by
↑106.8%
(2011 - 2022)

4. Public Health

Progress in the Public Health sector is reflected through the following key indices:

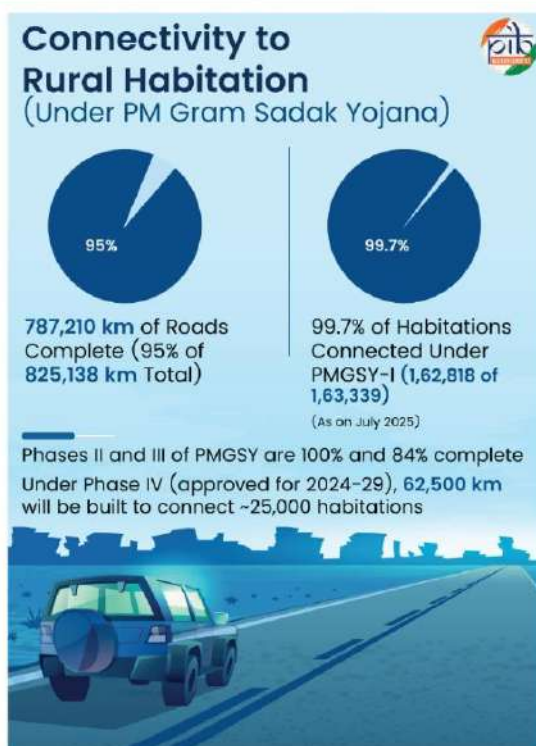
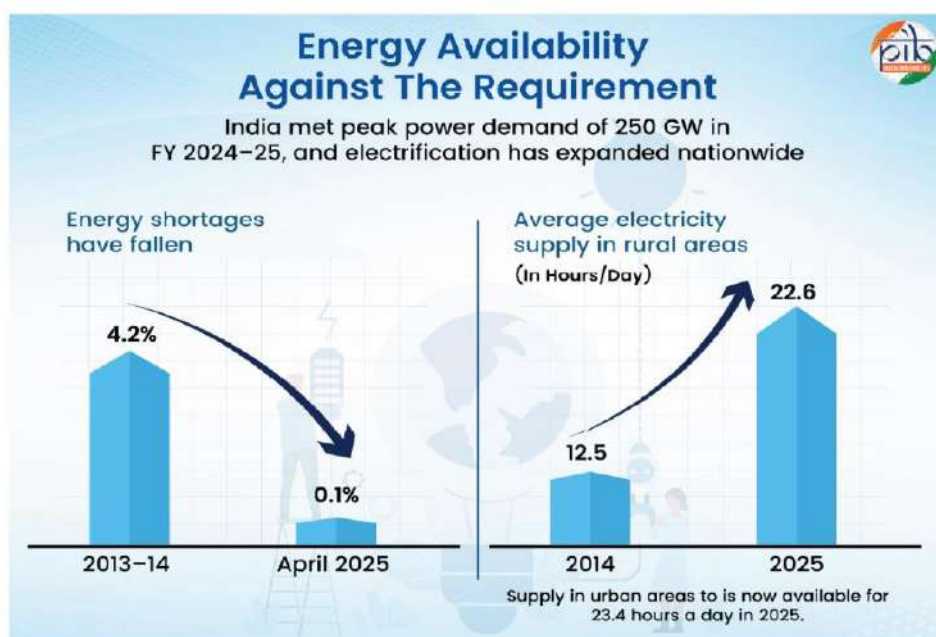
1. Operationalisation of Health and Wellness Centres
2. Availability of Doctors at PHCs
3. Public Health
4. Maternal Mortality Rate (MMR)
5. Infant Mortality Rate (IMR)
6. Immunisation Achievement
7. No. of Hospital Beds per 1000 Population

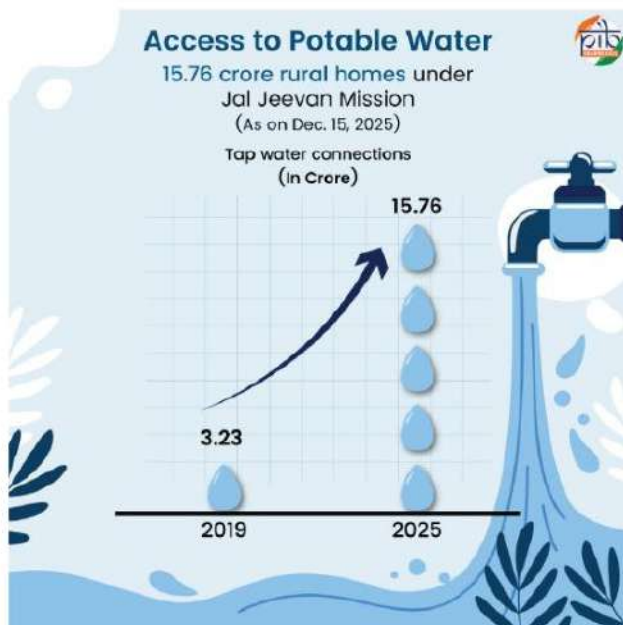


5. Public Infrastructure and Utilities

Progress in the Public Infrastructure and Utilities sector is reflected through the following key indices:

1. Access to Potable Water
2. Connectivity to Rural Habitation
3. Increase in Access to Clean Cooking Fuel (LPG)
4. Energy Availability against the Requirement
5. Growth of Per Capita Power Consumption
6. Wards (Urban) covered by D-t-D waste Collection

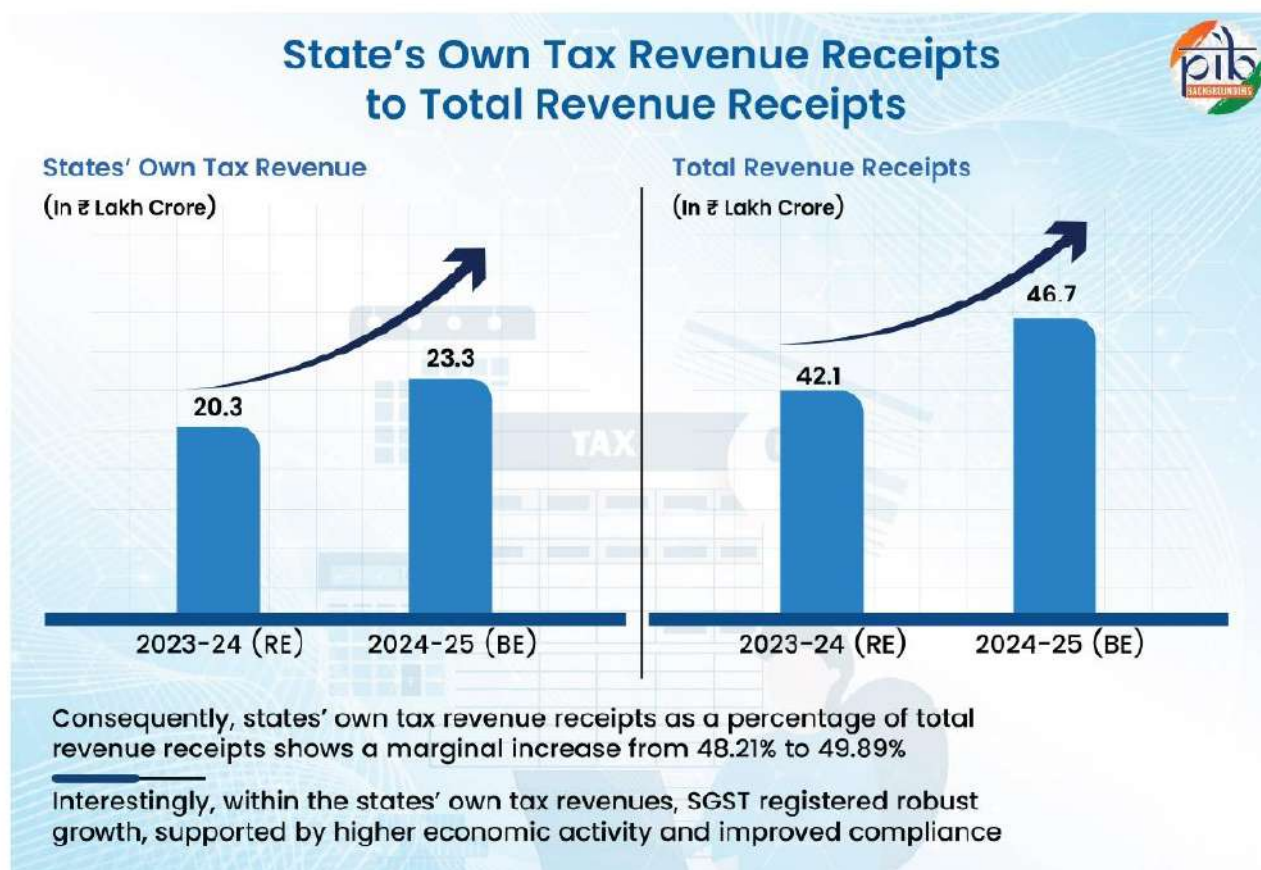




6. Economic Governance

Progress in the Economic Governance sector is reflected through the following key indices:

1. Growth in Per capita GSDP
2. Fiscal Deficit as a Percentage of GSDP
3. State's Own Tax Revenue Receipts to Total Revenue Receipts
4. Debt (Total Outstanding Liabilities) to GSDP



7. Social Welfare and Development

Progress in the Social Welfare and Development sector is reflected through the following key indices:

1. Sex Ratio at Birth
2. Health Insurance Coverage
3. Rural Employment Guarantee
4. Unemployment Rate
5. Housing for All
6. Economic Empowerment of Women
7. Empowerment of SCs, STs, OBCs and Minorities
8. Disposal of SC/ST Atrocity Cases by Courts
9. Banking outlets per 100,000 population
10. Aadhaar seeded Ration Cards



Health Insurance Coverage

Under Ayushman Bharat Pradhan Mantri-Jan Arogya Yojana, beneficiaries receive health insurance of up to **₹5 lakh per family**, per year +



As of December 19, 2025, over 42 crore Ayushman cards have been issued



Over 86 lakh senior citizens have been enrolled



The scheme has facilitated 9.94 crore hospital admissions across 32,635 empanelled hospitals

Rural Employment Guarantee

Under Mahatma Gandhi National Rural Employment Guarantee Act



Individuals

+6.33cr

Households

+4.76cr

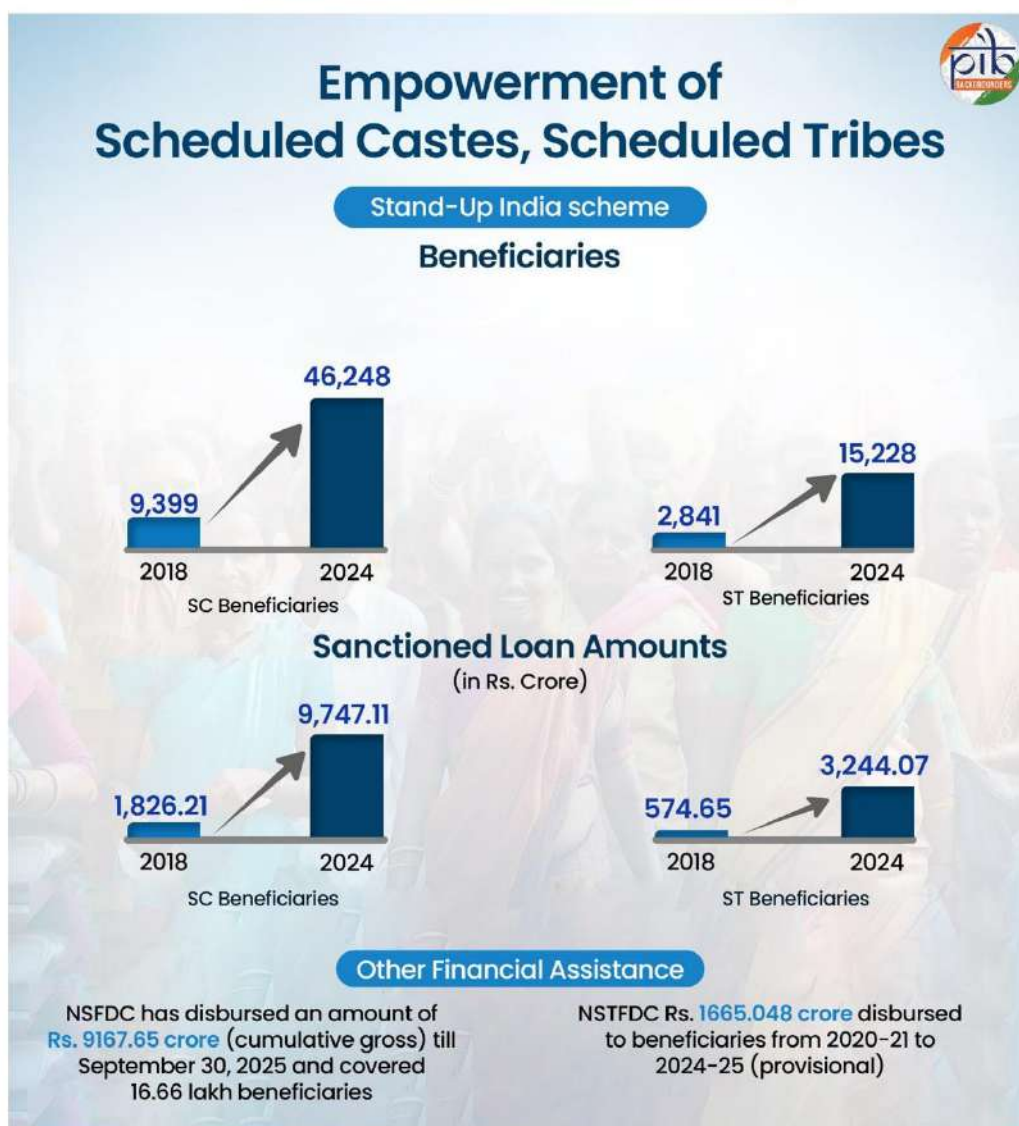
Received Employment (as on Dec. 22, 2025)



Unemployment Rate

The Unemployment Rate (UR) for persons aged 15 years and above declined to **4.7%** in November 2025, compared to **5.2%** in October 2025, as per the Periodic Labour Force Survey (PLFS)





Empowerment of Tribals



Forest Rights Act

23.88 Lakh

Titles Distributed to
Individuals

1.21 Lakh

Titles Distributed
to Communities

PM-JANMAN

1,04,688

Houses completed

687

Mobile Medical Units functional
with over 38 lakh footfalls

Economic Empowerment of Women



Deendayal Antyodaya Yojana – National Rural Livelihoods Mission (DAY-NRLM)

10.05 crore rural women
household mobilised into more
than **90.90 lakh** Self-Help
Groups (SHGs) across **28 States**
& **6 UTs**. (as on July 22, 2025)

Stand-Up India scheme

Accounts sanctioned to women
beneficiaries: **2,04,058**
Amount sanctioned to women
beneficiaries: **₹47,704.44 crore**

Atal Pension Yojana (APY)

Women now constitute **about 48%** of all subscribers, a strong
indicator of growing financial
awareness and security among
female workers

Pradhan Mantri Jan Dhan Yojana (PMJDY)

Over **30.80 crore** accounts are
held by women, promoting
gender-inclusive financial
empowerment

The Lakhpati Didi Scheme

Registered **8.7 crore** under
Digital Aajeevika by 2025
4.13 lakh Aajeevika CRPS

Pradhan Mantri Awas Yojana – Gramin (PMAY-G)

73% of nearly **2.75 crore** PM
Awas Gramin beneficiaries
are women

Pradhan Mantri MUDRA Yojana (PMMY)

About **68%** of these loans were
granted to women entrepreneurs,
underlining the scheme's pivotal
role in boosting women-led
businesses

Pradhan Mantri Matru Vandana Yojana

Since inception of the scheme in
2017-18 till Dec. 7, 2025, **57.20 lakh**
women got financial support

8. Judiciary and Public Safety

Progress in the Judiciary and Public Safety sector is reflected through the following key indices:

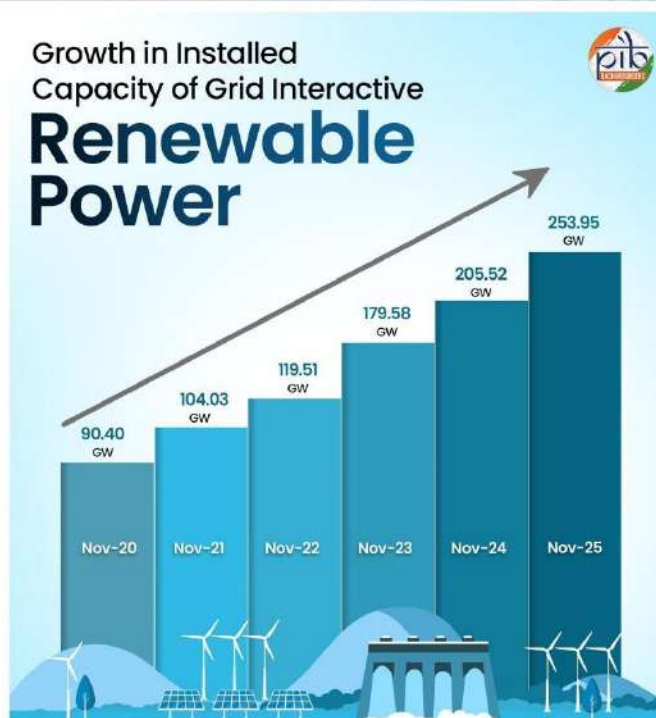
1. Conviction Rate
2. Availability of Police Personnel
3. Proportion of Women Police Personnel
4. Disposal of Court Cases
5. Disposal of Cases by Consumer Courts



9. Environment

Progress in the Environment sector is reflected through the following key indices:

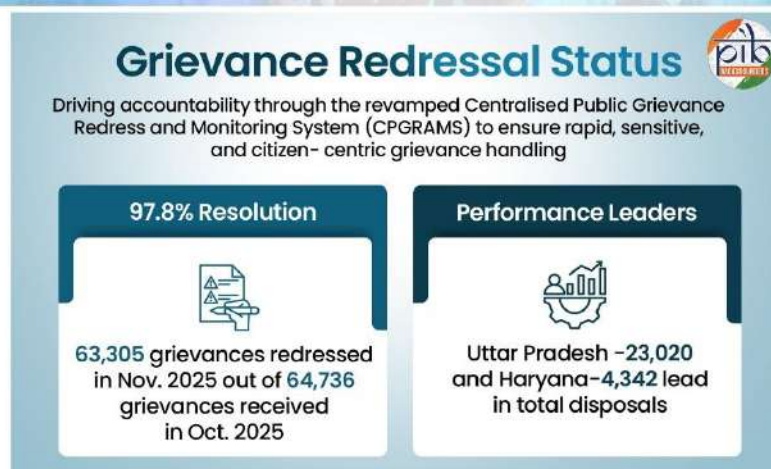
1. Change in Forest Cover
2. Proportion of Waste Recycle v/s Waste Generated
3. Percentage of Degraded Land
4. Growth in Installed Capacity of Grid Interactive Renewable Power



10. Citizen-Centric Governance

Progress in the Citizen-Centric Governance sector is reflected through the following key indices:

1. Enactment of Right to Services Act by the States
2. Grievance Redressal Status
3. Government Services Provided Online to Citizens



Conferences and Sessions on Good Governance in 2025

In 2025, the DARPG conducted various conferences, webinars and sessions on Good Governance and related topics:

The 28th National Conference on e-Governance (NCeG), September 22-23, 2025, Vishakhapatnam, Andhra Pradesh: Themed 'Viksit Bharat: Civil Service and Digital Transformation,' the conference hosted 1,000+ delegates and conferred National Awards for e-Governance. The Visakhapatnam Declaration was adopted to advance digital governance aligned with Viksit Bharat 2047.

International Institute of Administrative Sciences-DARPG Conference, February 10–14, 2025 New Delhi: Featured 66 breakout sessions, 7 plenary sessions, and 750+ delegates from 58 countries. Released a 710-page volume: *Viksit Bharat@2047 – Governance Transformed*. Secretary DARPG V. Srinivas became India's first IIAS President (2025-2028), winning with 62% of votes.¹⁴

State Collaborative Initiative Scheme (SCI), 2025: Two national outreach sessions with state/UT governments generated 80+ project proposals for AI-enabled platforms, online service portals, and real-time dashboards. A dedicated SCI portal tracks progress and outcomes.¹⁵

Conclusion

Good Governance Day 2025 honours Atal Bihari Vajpayee's vision of accountable, citizen-centric governance. The Good Governance Index serves as a robust benchmark to assess the performance of states and UTs across ten sectors, driving evidence-based reforms. India's progress demonstrates that systematic measurement and focused governance yield results. As the nation advances towards Viksit Bharat 2047, strengthening good governance through innovation and inclusive policies remains key to achieving equitable, sustainable growth.

PIB Research

References

- <https://www.pib.gov.in/PressReleasePage.aspx?PRID=2087792®=3&lang=2>
- <https://darpg.gov.in/sites/default/files/GGI%20%202020-21.pdf>
- <https://www.pib.gov.in/PressReleasePage.aspx?PRID=2087792&utm>
- <https://www.pib.gov.in/newsite/PrintRelease.aspx?relid=196119®=3&lang=2>
- <https://www.pib.gov.in/Pressreleaseshare.aspx?PRID=1543243®=3&lang=2>
- <https://archive.pib.gov.in/archive/releases98/lyr98/10398/PIBR190398.html>
- https://www.pmindia.gov.in/en/former_pm/shri-atal-bihari-vajpayee-2/?utm
- https://www.pmindia.gov.in/en/former_pm/shri-atal-bihari-vajpayee-2/
- <https://www.pib.gov.in/PressReleasePage.aspx?PRID=1582208®=3&lang=2>
- <https://www.pib.gov.in/PressReleaseIframePage.aspx?PRID=2006347®=3&lang=2>
- <https://darpg.gov.in/sites/default/files/PPT%20%20on%20GGI%202020-21.pdf>
- <https://www.pib.gov.in/PressReleasePage.aspx?PRID=1785140®=3&lang=2>

¹⁴

<https://www.pib.gov.in/PressReleaseDetail.aspx?PRID=2203218®=6&lang=1#:~:text=DARPG%20Awarded%20Rajbhasha%20Kirti%20Award,Private%20Sector%20attended%20the%20event>

¹⁵

<https://www.pib.gov.in/PressReleaseDetail.aspx?PRID=2203218®=6&lang=1#:~:text=DARPG%20Awarded%20Rajbhasha%20Kirti%20Award,Private%20Sector%20attended%20the%20event>

<https://www.indiabudget.gov.in/economicsurvey/>
<https://www.pib.gov.in/PressReleasePage.aspx?PRID=2140160®=3&lang=2>
<https://www.pib.gov.in/FactsheetDetails.aspx?Id=149107®=3&lang=2>
<https://www.pib.gov.in/PressReleasePage.aspx?PRID=2097864®=3&lang=2>
<https://www.pib.gov.in/PressReleaseDetail.aspx?PRID=2203218®=6&lang=1#:~:text=DARPG%20Awarded%20Rajbhasha%20Kirti%20Award,Private%20Sector%20attended%20the%20event>
<https://www.un.org/en/chronicle/article/global-and-national-leadership-good-governance>

Citizen-Centric Governance

<https://www.pib.gov.in/PressReleasePage.aspx?PRID=2118276®=3&lang=2>
<https://www.pib.gov.in/PressReleasePage.aspx?PRID=2188319®=3&lang=2>
<https://www.pib.gov.in/PressReleaseDetail.aspx?PRID=2203218®=6&lang=1#:~:text=DARPG%20Awarded%20Rajbhasha%20Kirti%20Award,Private%20Sector%20attended%20the%20event>
chrome-
extension://efaidnbmnnnibpcajpcglclefindmkaj/https://uidai.gov.in/images/AadhaarSaturationReport.pdf?utm
<https://www.pib.gov.in/PressReleasePage.aspx?PRID=2123192®=3&lang=2>
<https://www.pib.gov.in/FactsheetDetails.aspx?Id=149256®=3&lang=2>
<https://www.pib.gov.in/PressReleaseDetail.aspx?PRID=2203218®=6&lang=1#:~:text=DARPG%20Awarded%20Rajbhasha%20Kirti%20Award,Private%20Sector%20attended%20the%20event>

Economic Governance, and Commerce and Industry

<https://www.indiabudget.gov.in/economicsurvey/doc/Statistical-Appendix-in-English.pdf>
chrome-
extension://efaidnbmnnnibpcajpcglclefindmkaj/https://rbidocs.rbi.org.in/rdocs/Publications/PDFs/0STATEFINANCE2024AE6FF65F475C4934B53CC8ABE7FAB30E.PDF
<https://www.pib.gov.in/FactsheetDetails.aspx?Id=149260®=3&lang=2>
<https://www.pib.gov.in/PressReleasePage.aspx?PRID=2201280®=3&lang=2>
<https://www.nsws.gov.in/>
<https://udyamregistration.gov.in/Government-India/Ministry-MSME-registration.htm>
<https://www.gst.gov.in/download/gststatistics>
https://tutorial.gst.gov.in/offlineutilities/gst_statistics/8YearsReport.pdf
<https://www.startupindia.gov.in/>
<https://www.pib.gov.in/PressReleasePage.aspx?PRID=2170168®=3&lang=2#:~:text=Similarly%2C%20the%20number%20of%20unicorn,harnessed%20to%20create%20unicorn%20startups>
https://www.startupindia.gov.in/srf/portal/SRF_2022_Result_page/National_Report_14_01_2024.pdf
f

Environment

<https://www.pib.gov.in/PressReleasePage.aspx?PRID=2182269®=3&lang=2>
<https://www.pib.gov.in/PressReleasePage.aspx?PRID=2170998®=3&lang=2>
<https://www.pib.gov.in/PressReleasePage.aspx?PRID=1946401®=3&lang=2>

Human Resource Development

<https://static.pib.gov.in/WriteReadData/specificdocs/documents/2025/feb/doc2025213501401.pdf>
<https://dsel.education.gov.in/sites/default/files/update/PIB2161543.pdf>

<https://www.pib.gov.in/PressReleasePage.aspx?PRID=2161543®=3&lang=2>

chrome-

extension://efaidnbmninnibpcapjpcglclefindmkaj/https://www.education.gov.in/sites/upload_files/mhrd/files/PIB2101363.pdf

<https://www.skillindiadigital.gov.in/pmkvy-dashboard>

<https://aishe.gov.in/aishe-final-report/>

<https://dashboard.udiseplus.gov.in/>

Public Infrastructure and Utilities

<https://www.pib.gov.in/PressNoteDetails.aspx?NoteId=155710&ModuleId=3®=3&lang=1>

<https://www.pib.gov.in/PressNoteDetails.aspx?ModuleId=3&NoteId=155199&utm>

<https://pmgsy.dord.gov.in/dbweb/>

<https://www.pib.gov.in/PressReleasePage.aspx?PRID=2154248&utm>

<https://www.pib.gov.in/PressReleasePage.aspx?PRID=2198768®=3&lang=1>

<https://static.pib.gov.in/WriteReadData/specificdocs/documents/2025/jun/doc2025610568001.pdf>

<https://www.pib.gov.in/PressReleasePage.aspx?PRID=2089243®=3&lang=2>

<https://sbmurban.org/swachh-bharat-mission-progress>

Public Health

<https://aam.mohfw.gov.in/>

<https://www.pib.gov.in/PressReleasePage.aspx?PRID=2113800®=3&lang=2#:~:text=global%20health%20goals,->

[.One%20of%20the%20key%20indicators%20of%20maternal%20mortality%20is%20the,live%20births%20in%202018%2D20](https://www.pib.gov.in/PressReleasePage.aspx?PRID=2113800®=3&lang=2#:~:text=global%20health%20goals,-One%20of%20the%20key%20indicators%20of%20maternal%20mortality%20is%20the,live%20births%20in%202018%2D20)

https://censusindia.gov.in/nada/index.php/catalog/46177/download/50425/SRS_MMR_Bulletin_2021_2023.pdf

<https://www.mohfw.gov.in/?q=en/pressrelease/india-witnesses-steady-downward-trend-maternal-and-child-mortality-towards-achievement>

<https://data.worldbank.org/indicator/SH.MED.BEDS.ZS>

Social Welfare and Development

<https://www.newsonair.gov.in/sex-ratio-at-birth-rises-from-918-to-930-girls-enrollment-improves-under-beti-bachao-beti-padhao-scheme-govt/>

<https://www.pib.gov.in/PressReleaseDetail.aspx?PRID=2185049®=3&lang=2>

<https://www.pib.gov.in/PressNoteDetails.aspx?NoteId=155855&ModuleId=3®=3&lang=2>

<https://dashboard.dord.gov.in/dashboardnew/mgnrega.aspx>

<https://www.pib.gov.in/PressReleasePage.aspx?PRID=2190790®=3&lang=2>

<https://www.pib.gov.in/PressReleasePage.aspx?PRID=2148477®=3&lang=2>

<https://pmay-urban.gov.in/>

chrome-extension://efaidnbmninnibpcapjpcglclefindmkaj/https://pmay-

urban.gov.in/uploads/progress-pdfs/68ac528160e77-Achievement_under_PMAU_U_&_PMAU-U2.0_cropped.pdf

<https://www.pib.gov.in/PressReleasePage.aspx?PRID=2146872®=3&lang=2>

<https://www.pib.gov.in/PressReleasePage.aspx?PRID=2119045®=3&lang=2>

chrome-

extension://efaidnbmninnibpcapjpcglclefindmkaj/https://socialjustice.gov.in/writereaddata/UploadFile/13781760681319.pdf

<https://www.pib.gov.in/PressReleasePage.aspx?PRID=2150801®=3&lang=2>
<https://nhapoa.gov.in/en/cms/statewise-reports>
<https://nfsa.gov.in/public/nfsadashboard/publicrcdashboard.aspx>
https://sansad.in/getFile/annex/269/AU1278_VNmaQY.pdf?source=pqars
<https://www.pib.gov.in/PressNoteDetails.aspx?NoteId=154660&ModuleId=3®=3&lang=1>

Agriculture

<https://www.pib.gov.in/PressReleasePage.aspx?PRID=2098424®=3&lang=2>
<https://www.newsonair.gov.in/pm-modi-releases-21st-pm-kisan-installment-in-coimbatore/>
<https://www.pib.gov.in/PressReleaseDetail.aspx?PRID=2190074&lang=1®=6&utm>
<https://www.pib.gov.in/PressReleasePage.aspx?PRID=2192315®=3&lang=2>
<https://www.pib.gov.in/PressReleasePage.aspx?PRID=2194573®=3&lang=2#:~:text=producti>
[on%20rises%20to-.369.055,-million%20tonnes%E2%80%9D%20%E2%80%93%20Shri](https://www.pib.gov.in/PressReleasePage.aspx?PRID=2194573®=3&lang=2#:~:text=producti)
<https://www.pib.gov.in/PressNoteDetails.aspx?id=155126&NoteId=155126&ModuleId=3®=3&lang=2>
<https://www.pib.gov.in/PressNoteDetails.aspx?id=154532&NoteId=154532&ModuleId=3®=3&lang=2>
<https://www.pib.gov.in/PressReleasePage.aspx?PRID=2195049®=3&lang=2>
chrome-
extension://efaidnbmninnibpcapjpcglclefindmkaj/https://dahd.gov.in/sites/default/files/2025-11/BAHS2025Brochure.pdf
<https://www.pib.gov.in/PressReleasePage.aspx?PRID=2086052®=3&lang=2>
<https://www.pib.gov.in/PressNoteDetails.aspx?id=155010&NoteId=155010&ModuleId=3®=3&lang=2>
<https://www.pib.gov.in/PressReleasePage.aspx?PRID=2149699®=3&lang=2>
<https://enam.gov.in/web/dashboard/stakeholder-data>
<https://www.indiabudget.gov.in/economicsurvey/>

Judiciary and Public Safety

<https://www.pib.gov.in/PressReleaseIframePage.aspx?PRID=1796564®=3&lang=2>
<https://drive.google.com/file/d/1DDiSLJ8VNwcVxHDkOLnIdj2sR2cEZdzE/view?usp=sharing>
<https://www.pib.gov.in/PressReleaseDetailm.aspx?PRID=1684384®=3&lang=2>
<https://doj.gov.in/video-conferencing/#:~:text=Video%20conferencing%20emerged%20as%20the,as%20uniform%20Video%20Conferencing%20platform>
<https://www.pib.gov.in/PressReleaseDetailm.aspx?PRID=2148360®=3&lang=2#:~:text=7%2C210%20crore%2C%20which%20is%20aimed,the%20Supreme%20Court%20of%20India.&text=However%2C%20filling%20up%20of%20vacancies,under%20District%20Courts%20as%20well>
https://www.pib.gov.in/PressReleasePage.aspx?PRID=2157241&utm_source=chatgpt.com®=3&lang=2