

# Minimum Support Price-2021-22 (MSP)



**Reviving the Backbone of Nation's Growth**

# CROPS COVERED UNDER MSP

## KHARIF CROPS (14)

1. Paddy
2. Jawar
3. Bajra
4. Ragi
5. Maize
6. Arhar
7. Moong
8. Urad
9. Cotton
10. Ground Nuts
11. Sunflower
12. Soyabean
13. Sesamum
14. Nigerseed

## RABI CROPS (7)

1. Wheat
2. Barley
3. Gram
4. Masur
5. Rapeseed & Mustard
6. Safflower
7. Torai

## CALENDAR YEAR CROPS (4)

1. Copra
2. **De-husked Coconut**
3. Jute
4. Sugar Cane (FRP)

- **CACP recommends MSP for 22 crops before the sowing period each year**
- **MSP derived for Toria based on MSP for Rapeseeds & Mustard and for De-husked Coconut on the Basis of MSP of Copra.**
- **Fair and Remunerative prices for Sugar is also declared**

# MSP for Rabi Marketing Season 2022-23

Crop	Cost* of production for RMS 2021-22	MSP for RMS 2021-22	Cost* of production for RMS 2022-23	MSP for RMS 2022-23	Increase in MSP for 2022-23 (Absolute)	Return over cost (in per cent)
Wheat	960	<b>1975</b>	1008	<b>2015</b>	<b>40</b>	100
Barley	971	<b>1600</b>	1019	<b>1635</b>	<b>35</b>	60
Gram	2866	<b>5100</b>	3004	<b>5230</b>	<b>130</b>	74
Lentil (Masur)	2864	<b>5100</b>	3079	<b>5500</b>	<b>400</b>	79
Rapeseed/ Mustard	2415	<b>4650</b>	2523	<b>5050</b>	<b>400</b>	100
Safflower	3551	<b>5327</b>	3627	<b>5441</b>	<b>114</b>	50

# Timely announcement of MSP for Rabi 2022-23

Year	Date of MSP Announcement of RABI CROPS
2011-12	25.10.2011
2012-13	01.11.2012 & 26.12.2012
2013-14	17.10.2013
2014-15	29.10.2014
2015-16	05.11.2015
2016-17	15.11.2016
2017-18	24.10.2017
2018-19	3.10.2018
2019-20	23.10.2019
2020-21	21.09.2020
<b>2021-22</b>	<b>8.09.2021</b>

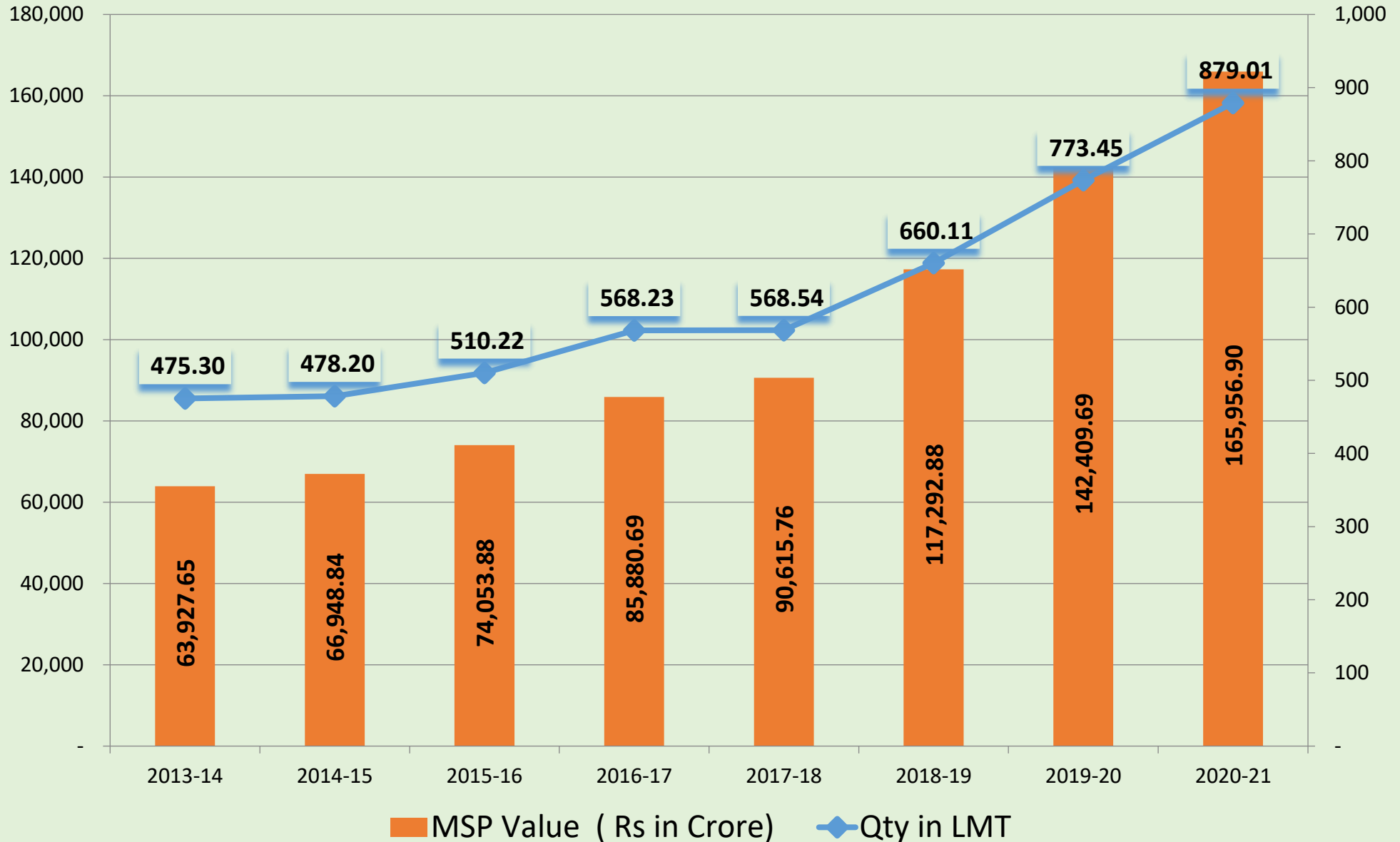
- Normally MSP for Rabi season was announced in October
- Last year it was announced on 23<sup>rd</sup> September and for the year 2022-23 it was further advanced and announced on 8<sup>th</sup> September 2021
- The MSP for Paddy has gone from Rs 1360 per quintal in 2014-15 to Rs 1940 per quintal in 2021-22, a 43% increase.
- The MSP for Wheat has gone from Rs 1450 per quintal in 2014-15 to Rs 2015 per quintal in 2021-22, a 39% increase.
- Between 2014-15 to 2021-22, there has been substantial hike in MSP for crops like jowar (79%); ragi (118%); arhar (45%); moong (58%); gram (65%), masur (79%); sunflower (60%); nigerseed (93%); rapeseed & mustard (63%).
- With demand and supply situation undergoing change as a result of higher income, and focus on Atamnirbhar Bharat, Government has been leveraging MSP framework towards crop diversification, especially pulses and oilseeds.

# Increase in Procurement at MSP over the year

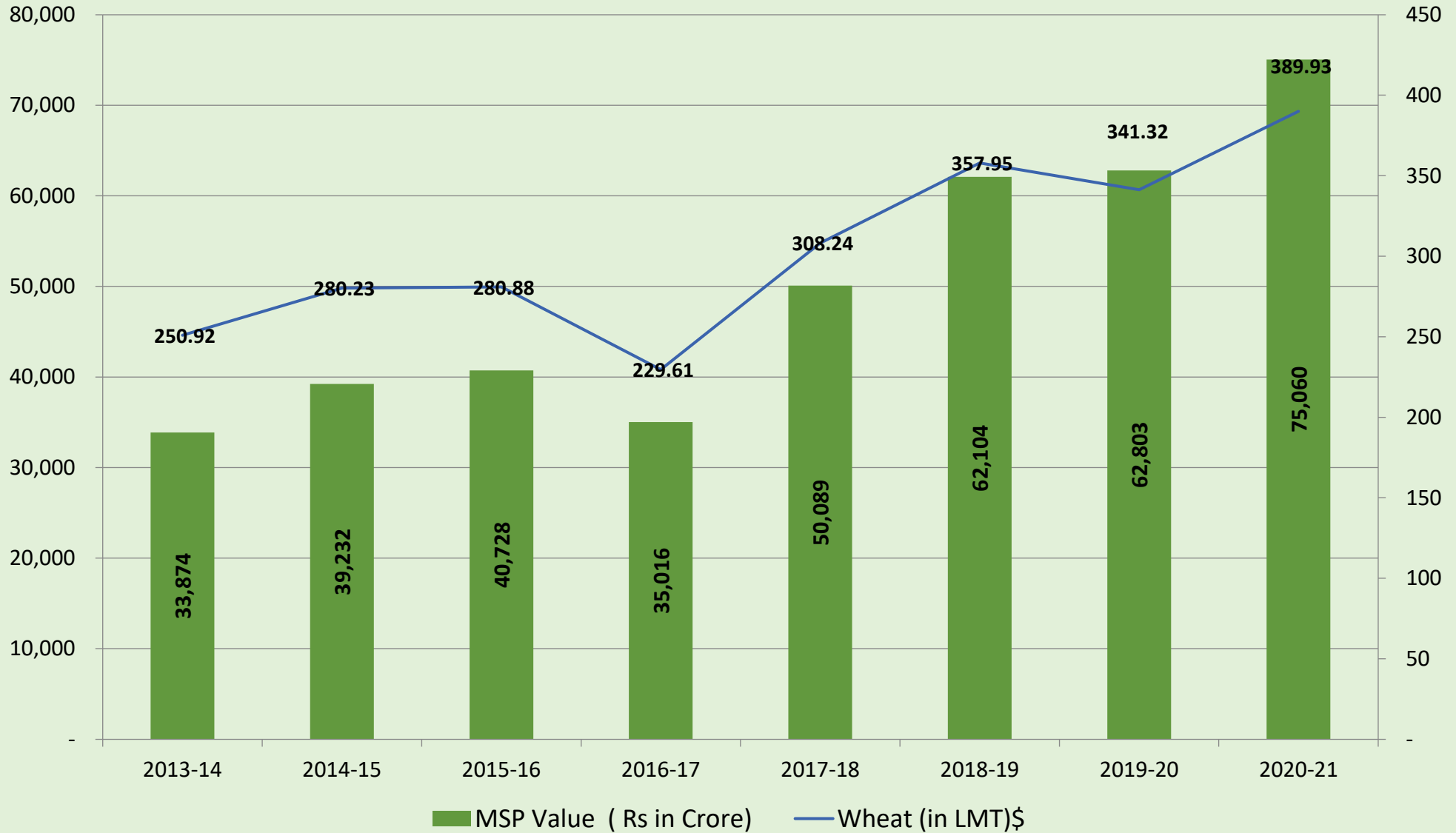
Crop	5 years from 2009-10 to 2013-14		Last 5 Years ( 2016-17 to 2020-21)		Increase in Times	
	Qty in LMT	MSP Value (Rs in Crore)	Qty. in LMT	MSP Value (Rs in Crore)	Qty.	MSP Value
Paddy	2,495	2,88,871	3,449	6,02,156	<b>1.38</b>	<b>2.08</b>
Wheat	1,395	1,68,223	1,627	2,85,071	<b>1.17</b>	<b>1.69</b>
Pulses	1.52	645	112.63	56,798	<b>74.18</b>	<b>88.08</b>
Oilseeds	3.65	1,454	59.20	26,503	<b>16.22</b>	<b>18.23</b>
Cotton *	29.15	5821	211.65	59,094	<b>7.26</b>	<b>10.15</b>

\*Qty in Lakh Bales

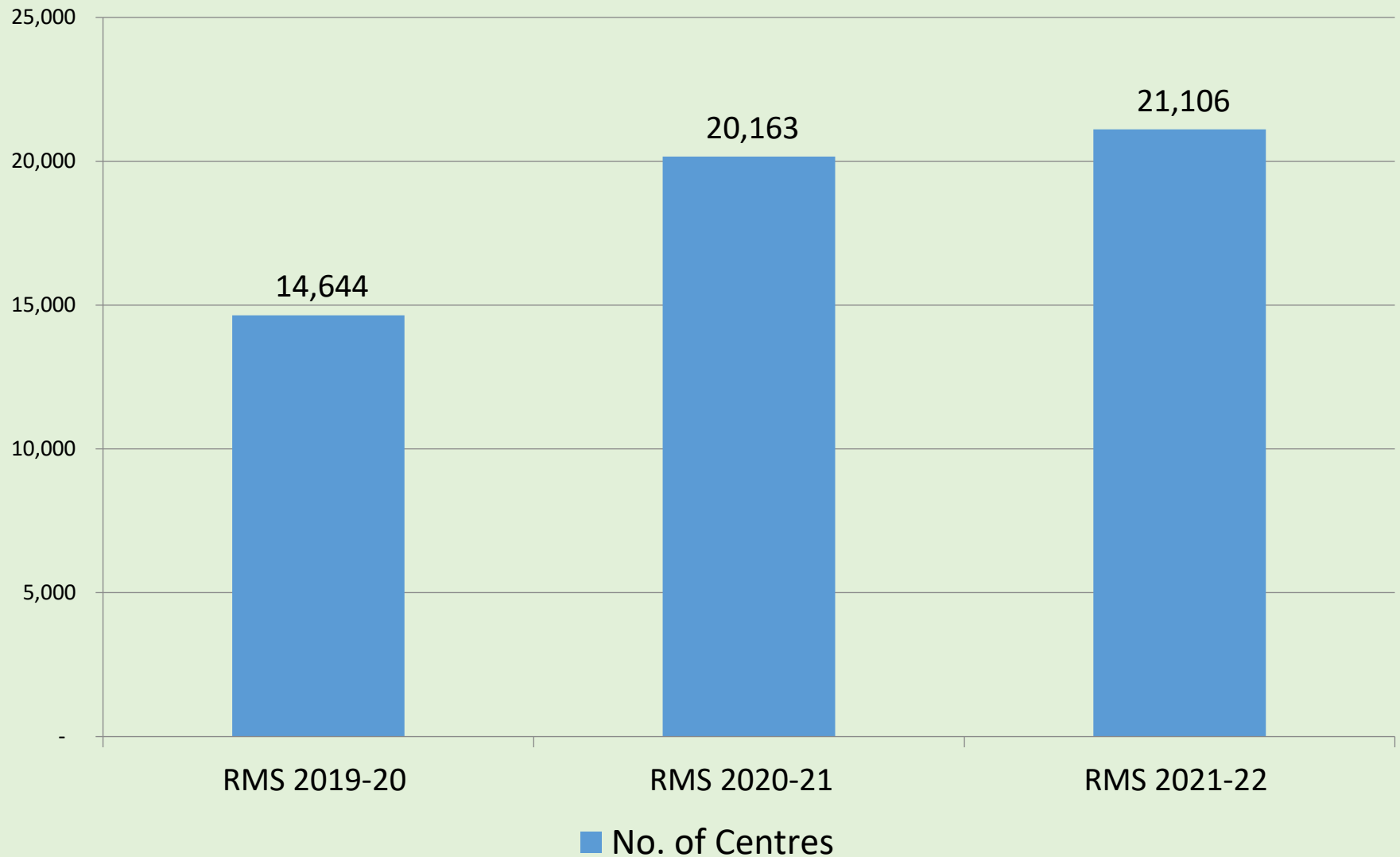
# All time High Paddy Procurement in 2020-21



# All Time High Wheat Procurement During 2021-22

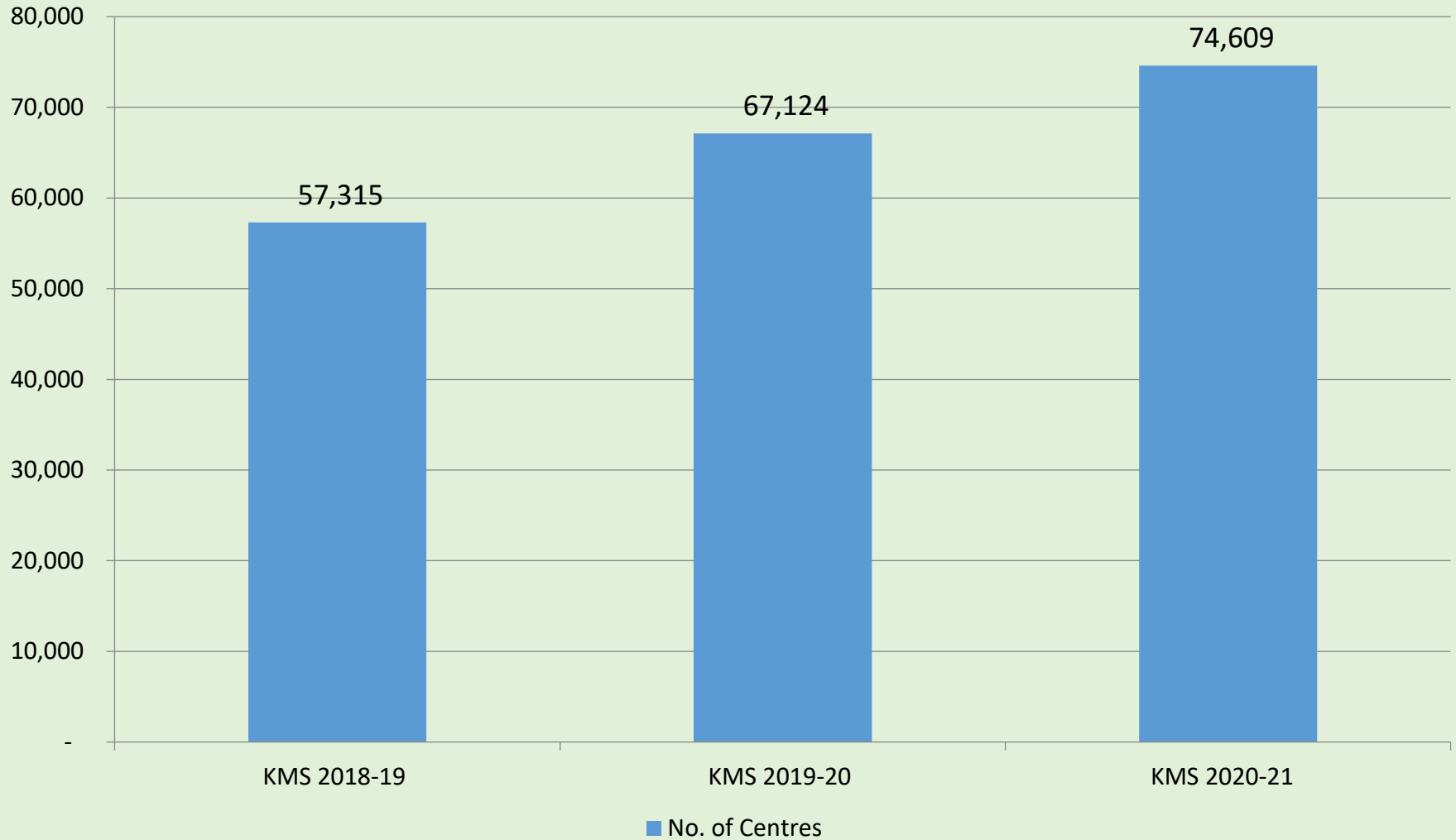


# Wheat Procurement Centres

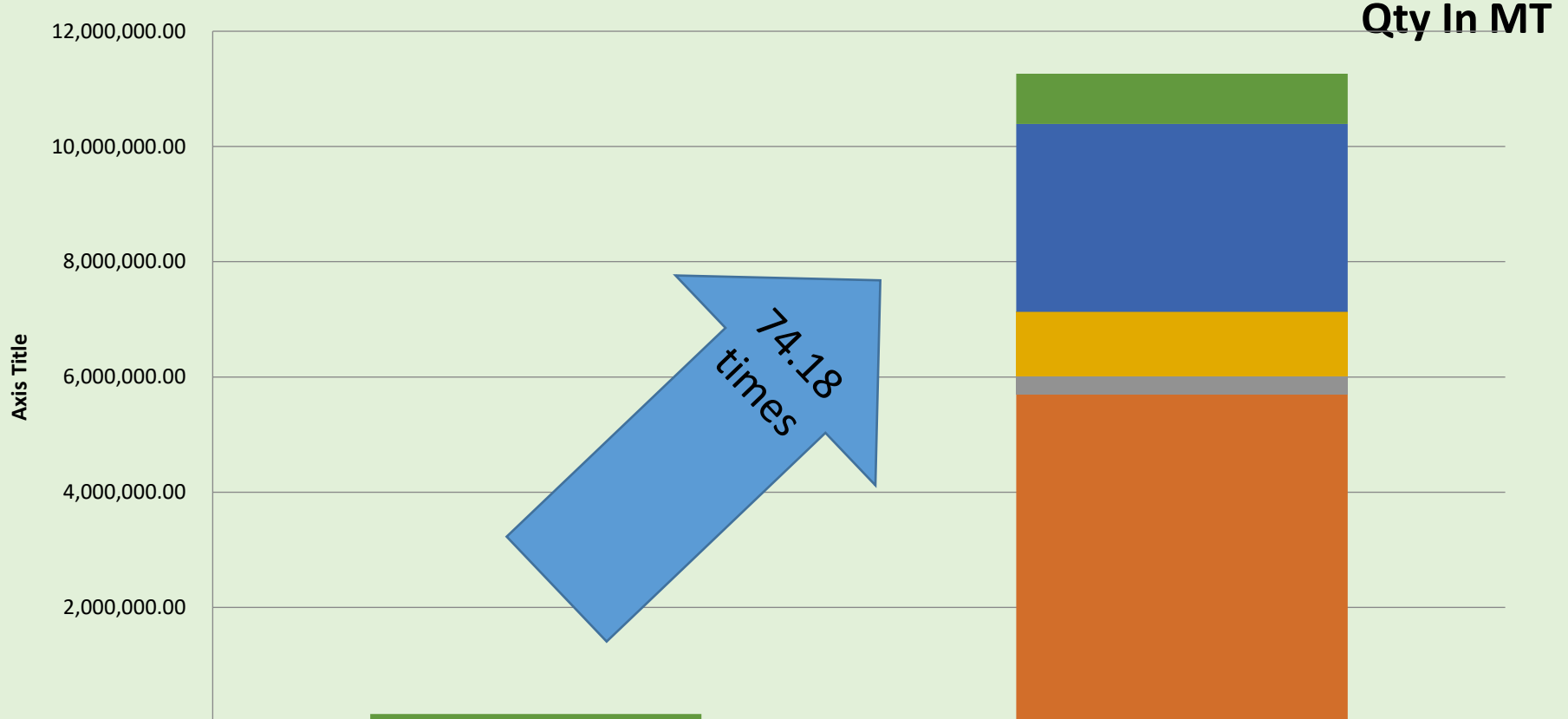




# Paddy Procurement Centres




# Increase in Pulses procurement Between 2009-14 Vs 2016-22



	2009-2014	2016-17 to 2020-21
URAD (In MT)	85,130.34	871,905.14
TOOR (In MT)	66,664.76	3,261,895.35
MOONG (In MT)	-	1,120,594.32
MASOOR (In MT)	-	304,615.60
GRAM (In MT)	36.08	5,704,270.43

# Increase in Oilseeds Procurement Between 2009-14 Vs 2016-21



	2009-2014	2016-17 to 2020-21
SUNFLOWER SEED (In MT)	7,242.45	22,837.24
SOYABEAN (In MT)	-	102,608.68
SESAMUM SEED (In MT)	1,884.62	3,419.81
NIGERSEED (In MT)	-	15.90
MUSTARD SEED (In MT)	-	2,803,390.08
GROUNDNUT (In MT)	355,835.28	2,987,892.38

# MSP Procurement in Punjab

- During RMS 2021-22, the Punjab and Haryana, for the first time, Direct Benefit Transfer (DBT) was introduced & MSP payment of wheat purchased from the farmers was online directly made into their bank accounts –
- Earlier the payment of MSP to the farmers used to be made through Arhityas.
- MSP Procurement In Punjab

Crop	Season	Procurement (in LMT)	No of Centers	MSP value (Rs in Corer)	Farmers Benefited
Wheat	RMS 2021-22	132.22	3851	26,133.81	8,87,521
Paddy	KMS 2020-21	202.82	4151	38,293.23	10,57,674

# MSP Procurement in Haryana

Crop	Season	Procurement (in LMT)	No of Centers	MSP value (Rs in Corer)	Farmers Benefited
Wheat	RMS 2021-22	84.93	364	16,774.05	7,60,636
Paddy	KMS 2020-21	56.55	198	10,676.14	5,49,466

# Preparedness for KMS 2021-22

- Fresh crop arrivals of Kharif Marketing Season (KMS) 2021-22 season is expected to arrive soon.
- Approval accorded for procurement of 40,000 MT of Pulses under Price Support Scheme (PSS) during KMS 2021-22 in Karnataka .
- Paddy procurement during KMS 2021-22 will commence in various producing states from Oct onwards .

THANKS