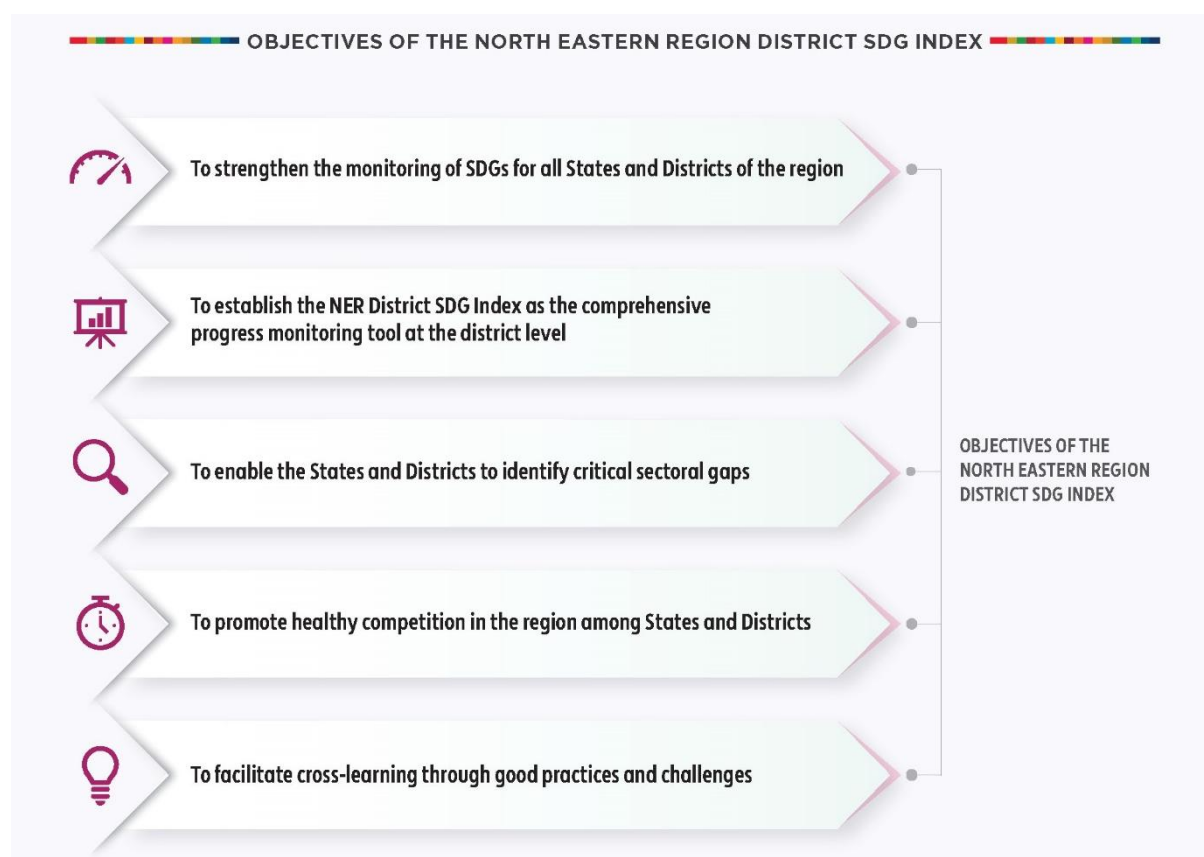


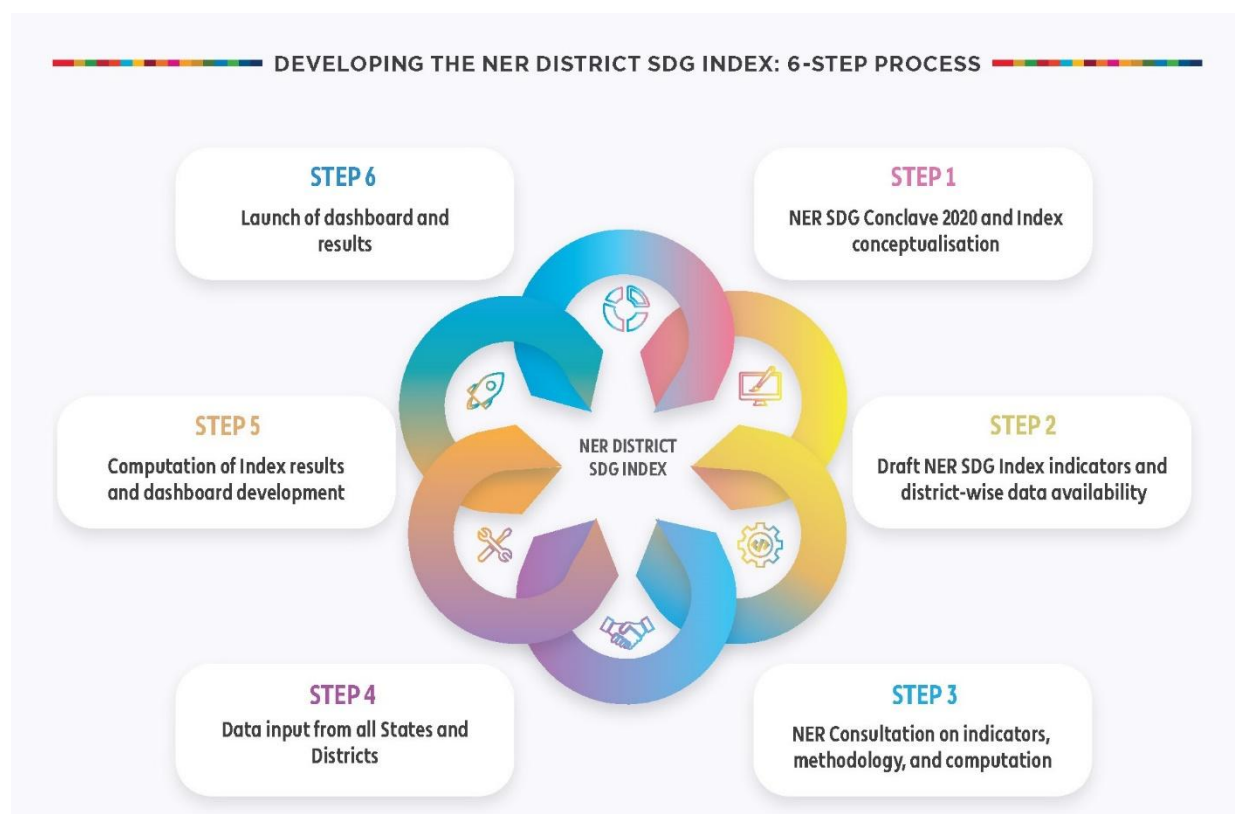
## **NER District SDG Index and Dashboard 2021–22: An Introduction to the Baseline Report**

The NER District SDG Index and Dashboard 2021–22 tracks progress of the districts of all eight States of the region on 84 indicators that are aligned to the Ministry of Statistics and Programme Implementation's (MoSPI) National Indicator Framework (NIF). The 84 indicators cover 15 of the Global Goals across 50 targets.

The Index was developed with a view to achieve the following objectives:



The need for a comprehensive monitoring tool on the SDGs, which would encourage States in the region to bolster their statistical systems and encourage data driven interventions, emerged at the *North Eastern Region SDG Conclave 2020* organised by NITI Aayog in Guwahati. A draft North Eastern Region District Indicator Framework (NEDIF) was prepared by NITI Aayog and shared with the States for inputs and feedback. This draft NEDIF also incorporated inputs from the District Infrastructure Index prepared by Ministry of DoNER in 2009. A Regional consultation on the NER District SDG Index was organized in Shillong, Meghalaya from 12-14 April 2021 by NITI Aayog, which saw the participation of representatives from all the eight NE States. The draft NEDIF was presented and finalized with inputs and feedback from the NER States. All aspects related to the conceptualization and computation methodology of the NER SDG Index was presented and discussed in depth with representatives of different departments from all eight States. Feedback was sought from all States and as the essential stakeholder and audience of this localisation tool, they played a crucial role in shaping the index by enriching the feedback process with localised insights and field experience.



The indicators for the SDG NER District Index have been broadly identified from MoSPI's National Indicator Framework, NITI Aayog's SDG India Index, and the State and District Indicator Frameworks developed by the North Eastern States.

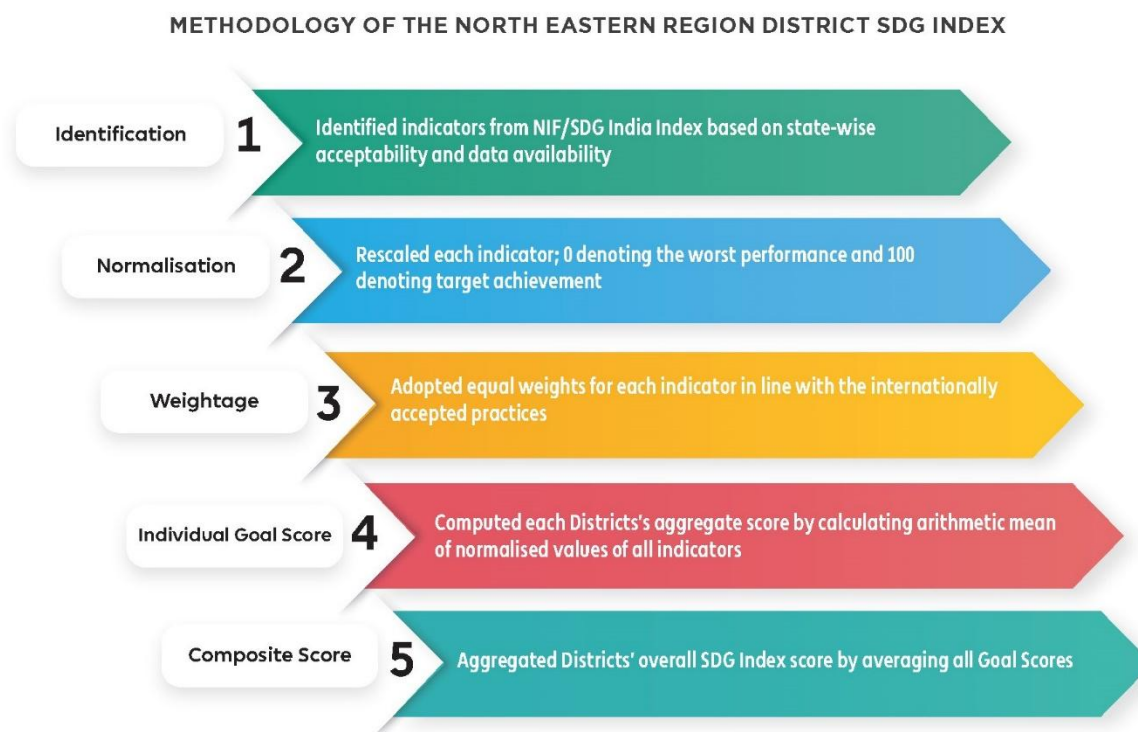
Among these 84 indicators considered for computation –40 per cent have been sourced from Union Ministries and national level surveys; and 60 per cent from State sources. 93 per cent of the indicators have been sourced from the year 2019 and later, while only 7 per cent of the indicators have their data periodicity prior to 2019. Based on the availability of data for at least 80 percent of the State sourced indicators, 103 out of 120 districts have been considered for computation and ranking.

The NER SDG Index computes SDG-wise scores on 15 SDGs (SDG 14- life below water and SDG 17- partnerships for the goals have been excluded as they are not relevant for the region) for each district. Overall or composite district scores are then generated from the Goal wise scores to measure aggregate performance of the district based on its performance across the 16 SDGs. These scores range from 0-100. A score of 100 implies that the district has achieved the targets set for 2030; a score of 0 implies that the district is at the bottom.

Districts have been classified as below based on their NER District SDG Index score:

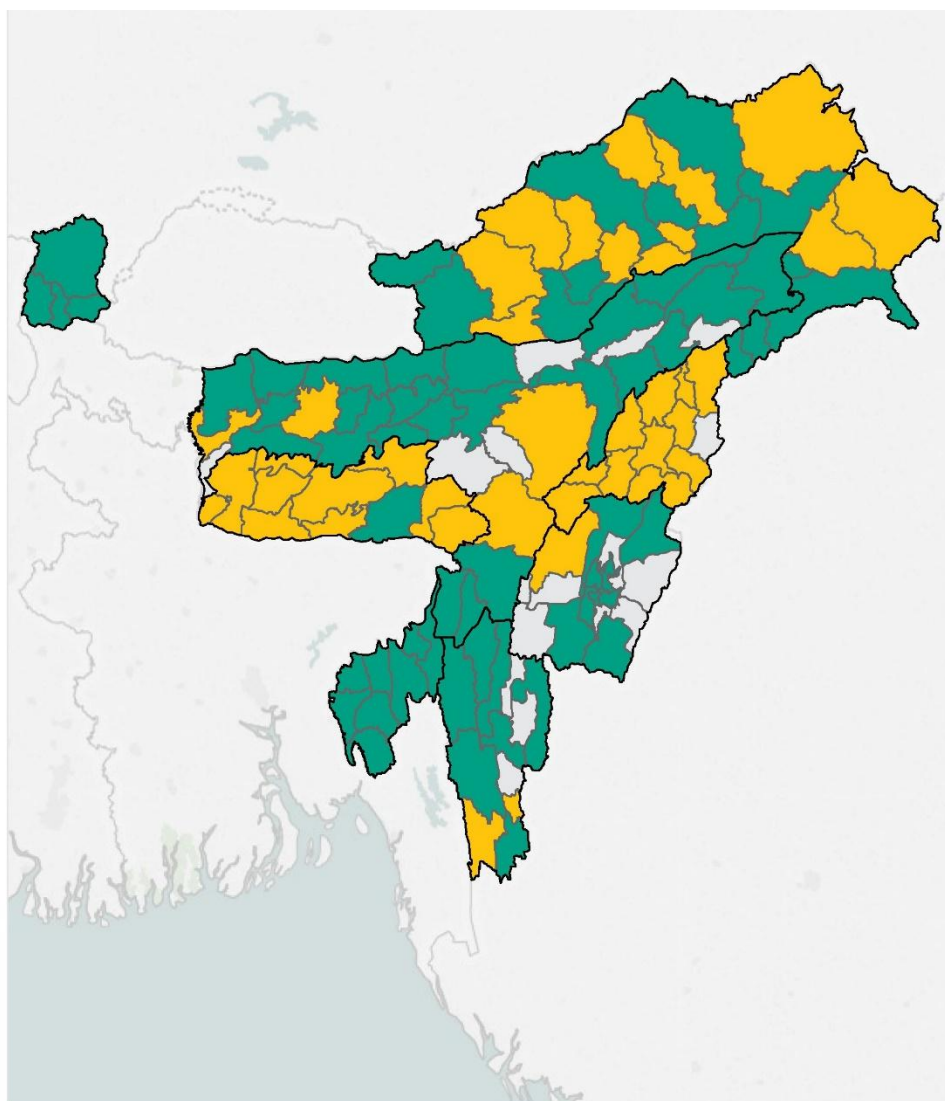
- Aspirant: 0–49
- Performer: 50–64
- Front-Runner: 65–99

- Achiever: 100



## Overall Results and Findings

Out of the 103 districts considered for ranking, 64 districts belonged to the Front Runner category while 39 districts were in the Performer category in the composite score and ranking of districts. All districts in Sikkim and Tripura fall in the Front Runner category and there are no districts in the Aspirant or Achiever categories.



● Aspirant (0-49) ● Performer (50-64) ● Front Runner (65-99) ● Achiever (100) ● Not Available (N/A)

East Sikkim [Score 75.87] ranks first in the region followed by districts Gomati and North Tripura [Score 75.73] in the second position.

The score for the 103 districts ranges from 53.00 in Kiphire [NL] to 75.87 in East Sikkim [SK].

Composite scores: Top-10 and Bottom-10 districts:

Top-10 Districts	75.87	East Sikkim [SK]
	75.73	Gomati, North Tripura [TR]
	75.67	West Tripura [TR]
	74.87	Serchhip [MZ]
	74.80	South Sikkim [SK]
	73.47	Unakoti [TR]
	72.87	Lunglei [MZ]
	72.60	Dhalai [TR], Sepahijala [TR]

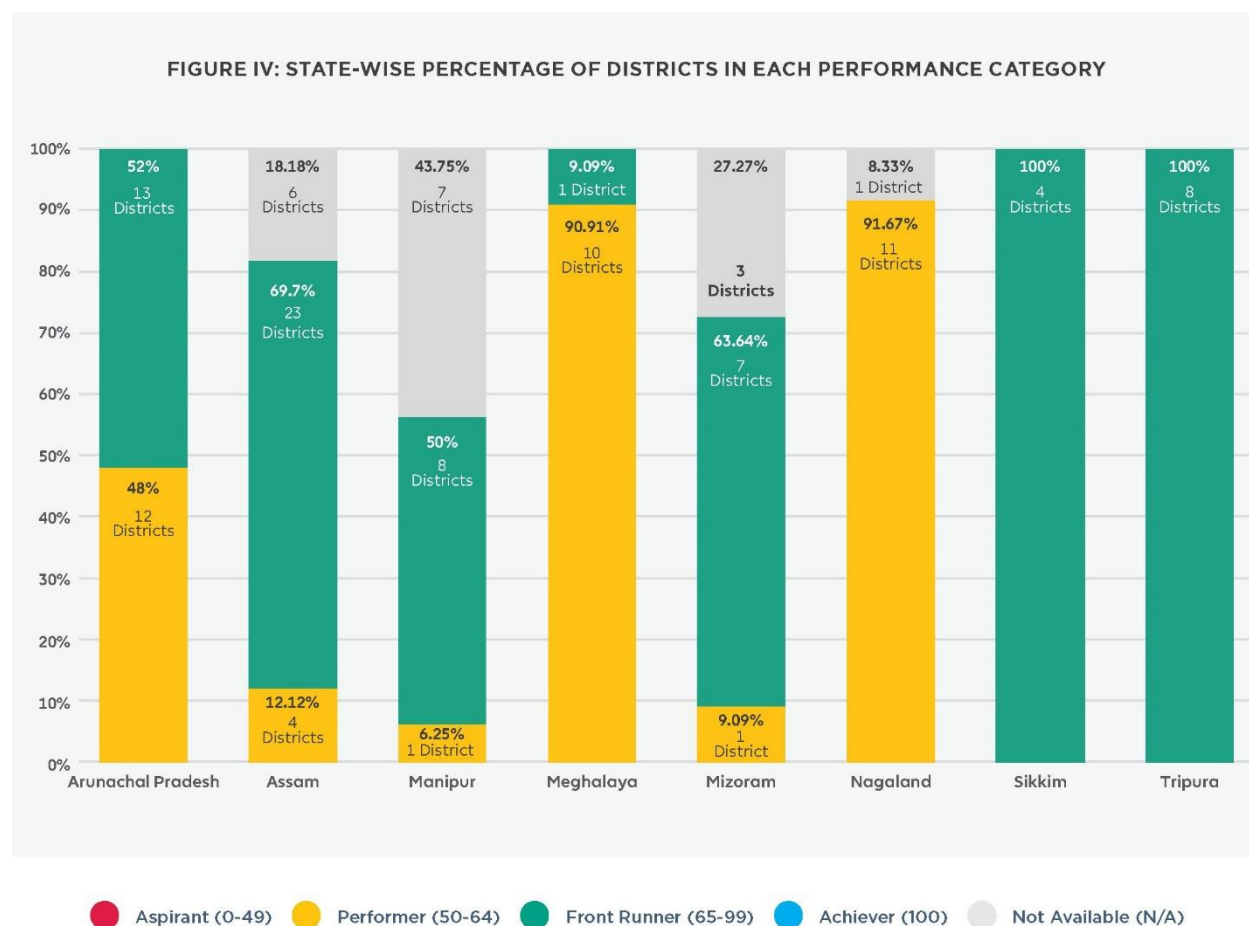
	72.40	South Tripura [TR]
	72.27	Kolasib [MZ]
<b>Bottom-10 Districts</b>	59.07	Longleng [NL]
	58.60	Shi Yomi [AR]
	58.27	East Kameng [AR], Phek [NL]
	57.40	Kamle [AR]
	56.87	North Garo Hills [ML]
	55.93	Mon [NL]
	55.87	Tuensang [NL]
	55.60	Kra Daadi [AR]
	54.53	Zunheboto [NL]
	53.00	Kiphire [NL]

*Goal-wise: Good Performers* are listed below:

<p><b>Goal 1: No Poverty</b> East Sikkim [SK], Serchhip [MZ], South Sikkim [SK], Kamrup Metropolitan [AS], Champhai [MZ]</p>			<p><b>Goal 2: Zero Hunger</b> Phek [NL], Bishnupur [MN], Peren [NL], Champhai [MZ], Imphal West [MN], Kohima [NL]</p>
<p><b>Goal 3: Good Health and Well-being</b> Champhai [MZ], East Sikkim [SK], North Sikkim [SK], Upper Siang [AR], East Siang [AR], Saiha [MZ]</p>			<p><b>Goal 4: Quality Education</b> Aizawl [MZ], Kolasib [MZ], East Sikkim [SK], Champhai [MZ], Serchhip [MZ], West Sikkim [SK]</p>
<p><b>Goal 5: Gender Equality</b> Anjaw [AR], Pakke Kessang [AR], Shi Yomi [AR], Tirap [AR], East Kameng [AR], Longding [AR], Siang [AR]</p>			<p><b>Goal 6: Clean Water and Sanitation</b> Kolasib [MZ], Lower Dibang Valley [AR], Kohima [NL], Mamit [MZ], North Sikkim [SK]</p>
<p><b>Goal 7: Affordable and Clean Energy</b> Aizawl [MZ], Imphal West [MN], East Sikkim [SK], Kolasib [MZ], Kamrup Metropolitan [AS]</p>			<p><b>Goal 8: Decent Work and Economic Growth</b> Papum Pare [AR], West Siang [AR], East Sikkim [SK], West Kameng [AR], West Tripura [TR]</p>
<p><b>Goal 9: Industry, Innovation and Infrastructure</b> Kamrup Metropolitan [AS], Morigaon [AS], Hailakandi [AS], Jorhat [AS], Nagaon [AS], Nalbari [AS], Sepahijala [TR]</p>			<p><b>Goal 10: Reduced Inequalities</b> South West Khasi Hills [ML], Bishnupur [MN], East Garo Hills [ML], South West Garo Hills [ML], West Khasi Hills [ML]</p>
<p><b>Goal 11: Sustainable Cities and Communities</b> North Tripura [TR], Dhalai [TR], Sepahijala [TR], Unakoti [TR], Gomati [TR]</p>			<p><b>Goal 12: Responsible Consumption and Production</b> Udaiguri [AS], Karbi Anglong [AS], Unakoti [TR], Gomati [TR], South Tripura [TR]</p>
<p><b>Goal 13: Climate Action</b> West Jaintia Hills [ML], South Garo Hills [ML], East Garo Hills [ML], West Garo Hills [ML], Darrang [AS], Sivasagar [AS], Mokokchung [NL]</p>			<p><b>Goal 14: Life Below Water</b> Not applicable to the NER</p>
<p><b>Goal 15: Life on Land</b> 12 districts from Arunachal Pradesh, Assam and Sikkim share the 1<sup>st</sup> rank</p>			<p><b>Goal 16: Peace, Justice and Strong Institutions</b> Leparada [AR], Serchhip [MZ], Mamit [MZ], Champhai [MZ], Churachandpur [MN], Aizawl [MZ]</p>



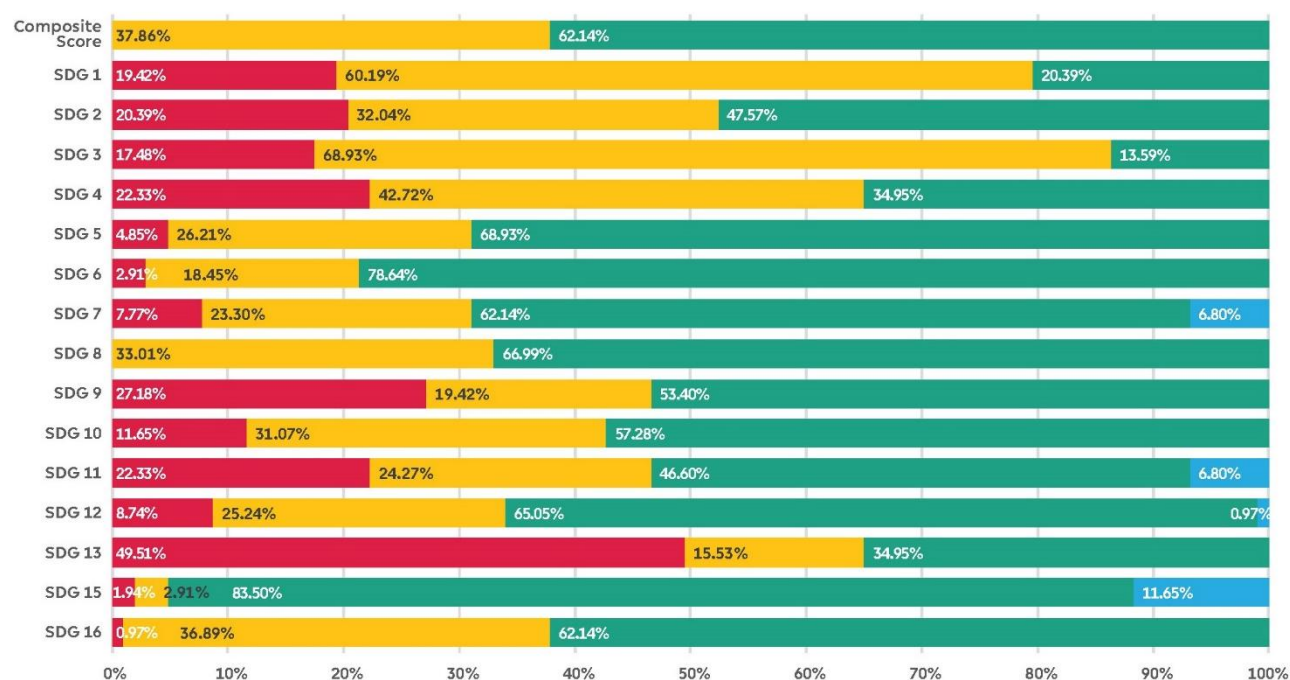
The following graph depicts the performance of the 120 districts, State-wise, based on their composite score:



The North East as a region has shown remarkable performance in Goal 15- Life on Land, across indicators on forest cover, wasteland, and wildlife cases, with 12 districts in the Achievers category and 86 districts in the category of Front Runners. The region has also fared well in Goal 6- Clean Water and Sanitation where more than 75 per cent of the districts are in the Front Runner category across indicators on sanitation and drinking water services.

Goal 9- Industry, Innovation and Infrastructure is an area which requires attention across the eight States of the region with 28 districts in the Aspirant category in this goal which encompasses areas such as roads, broadband and mobile connectivity. Similarly, focused interventions are required to improve the region's performance in Goal 4-Quality Education, Goal 11-Sustainable Cities and Communities, and Goal 13-Climate Action.

The following graph depicts the percentage of districts in each performance category, SDG-wise:

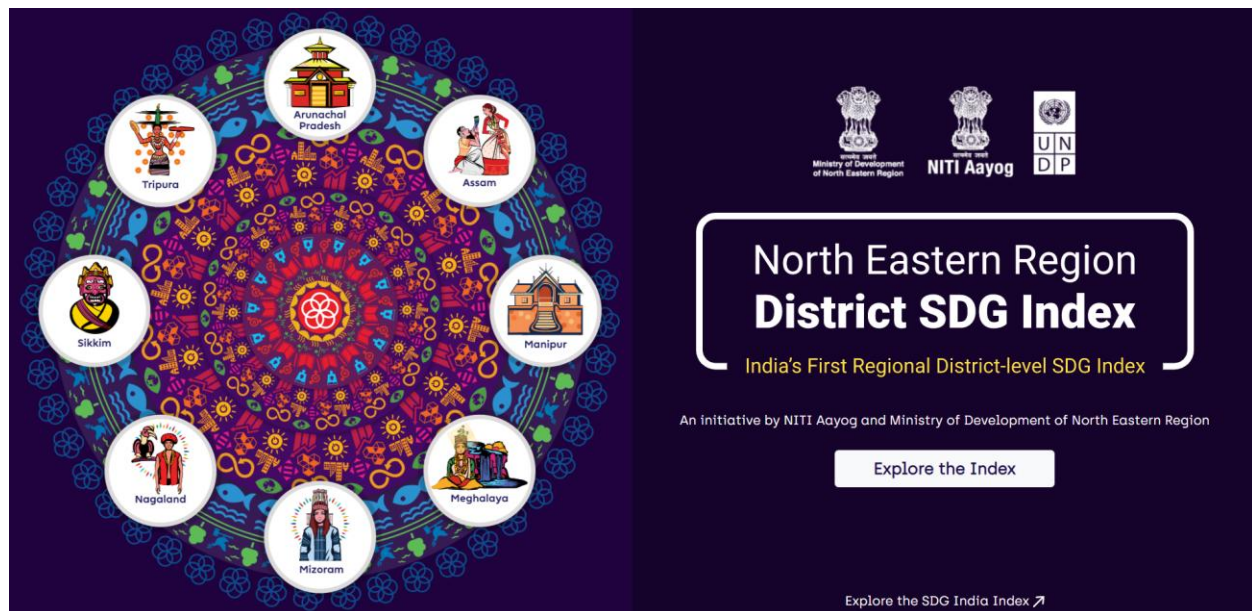


A section of the NER District SDG Index report is dedicated to the detailed profiles of the eight States of the North Eastern Region. These State profiles will be very useful for policymakers, scholars and the general public to analyse the performance on the 84 indicators across the 15 Goals.

The NER District SDG Index 2021–22 is also live on an online dashboard, which has cross-sectoral relevance across policy, civil society, business, and academia. The index is designed to function as a tool for focused policy dialogue, formulation and implementation through development actions, which are pegged to the globally recognisable metric of the SDG framework. The index will facilitate in identifying crucial gaps and inform interventions to fast track progress towards achieving the SDGs in the region. Strengthening the statistical system at the district level is one such area which will be critical in this journey.

*A snapshot of the NER District SDG Index 2021–22 dashboard:*





NITI Aayog has the mandate for coordinating the adoption and monitoring of SDGs at the national and sub-national levels. The North Eastern Region District SDG Index is another milestone in NITI Aayog's efforts in localising the SDGs from 'global to national to local' and simultaneously encouraging evidence-based policymaking by supporting States and now districts to benchmark their progress, identify the priority areas and share good practices.

The full NER SDG Index report can be accessed here: <https://wgz.short.gy/NER>

The interactive dashboard can be accessed here:  
<https://sdgindiaindex.niti.gov.in/NER/dashboard/#/>