










Delhi/NCR forecast for next 7 days

Date: 01.04.2021

DATE	TEMPERATURE (°C)		DIRECTION/ WIND SPEED (KMPH)			WEATHER FORECAST
	MAX	MIN	0530-1130 (IST)	1130-1730 (IST)	1730-2330 (IST)	
01.04.2021	34	18.4	W/20	WNW/35	W/16	MAINLY CLEAR SKY. STRONG DUST RAISING WINDS (SPEED 35- 45 KMPH) DURING THE DAY. 
02.04.2021	34	17	W/12	WNW/20	NW/10	MAINLY CLEAR SKY. STRONG SURFACE WINDS (SPEED 20-30 KMPH) DURING THE DAY. 
03.04.2021	35	16	NW/10	NW/12	NE/05	MAINLY CLEAR SKY. 
04.04.2021	36	17	NW/06	WNW/12	CALM	PARTLY CLOUDY SKY. 
05.04.2021	38	19	CALM	WSW/12	W/08	PARTLY CLOUDY SKY. 
06.04.2021	37	20	ENE/06	ESE/12	ENE/05	PARTLY CLOUDY SKY WITH POSSIBILITY OF THUNDERY DEVELOPMENT. 
07.04.2021	36	21	SW/06	W/15	WNW/10	PARTLY CLOUDY SKY. 

TEMPERATURE NORMALS		
DATE	MAX	MIN
01 APRIL – 05 APRIL	33.5	18.6
06 APRIL – 10 APRIL	34.7	19.8

LEGEND

RAINFALL INTENSITY

Terminology	Rainfall Range in mm	Terminology	Rainfall Range in mm
Very Light Rainfall	Trace – 2.4	Heavy Rainfall	64.5 – 115.5
Light rainfall	2.5 – 15.5	Very Heavy Rainfall	115.6 – 204.4
Moderate Rainfall	15.6 – 64.4	Extremely Heavy Rainfall	>= 204.5

CLOUD AMOUNT

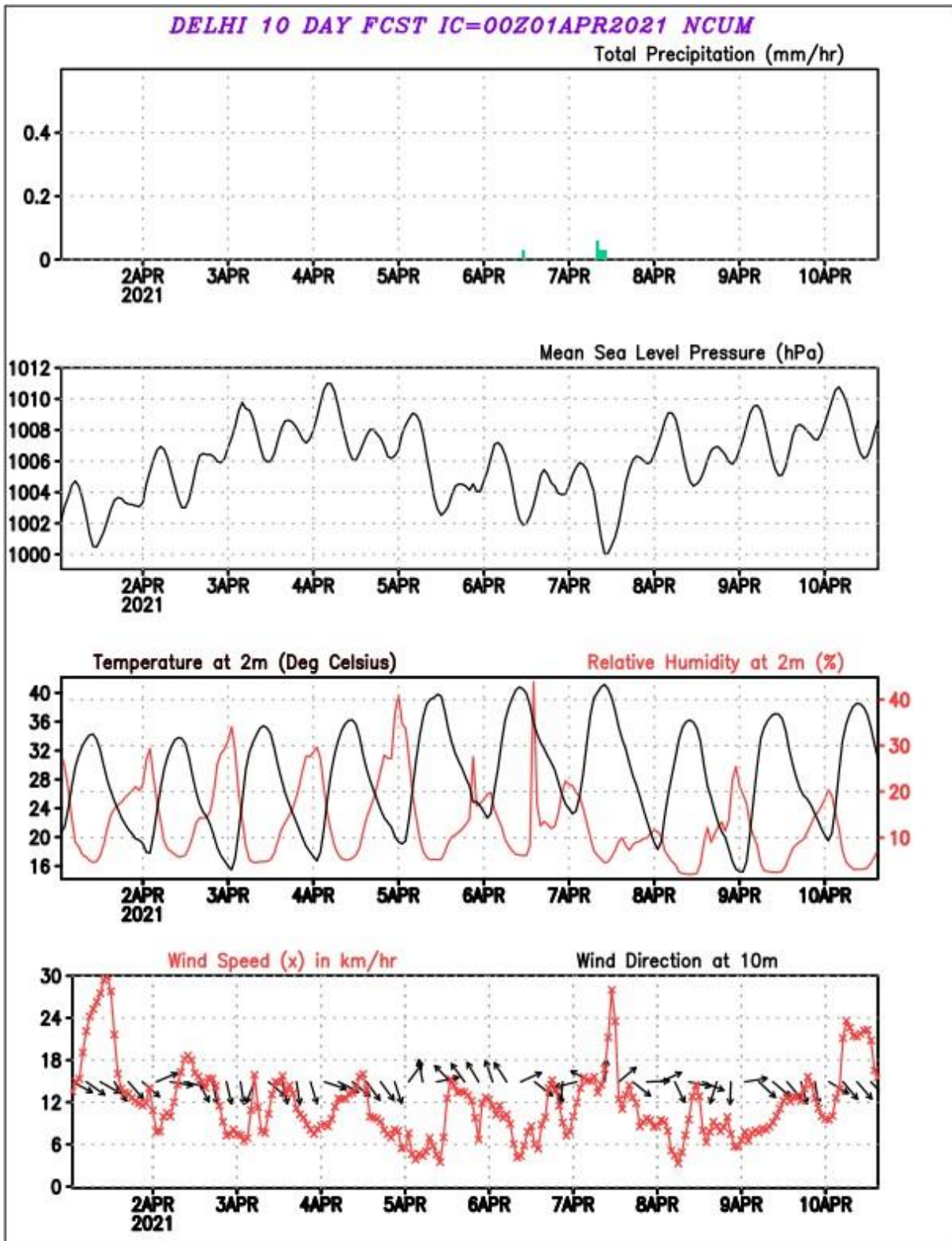
Terminology	Amount of Cloud in Octa
Clear Sky	0
Mainly clear sky	1 – 2
Partly cloudy sky	3 – 4
Generally cloudy sky	5 – 7
Overcast	8

PROBABILISTIC FORECAST

Terms	Probability of Occurrence (%)
Unlikely	<25
Likely	25 – 50
Very Likely	50 – 75
Most Likely	>75

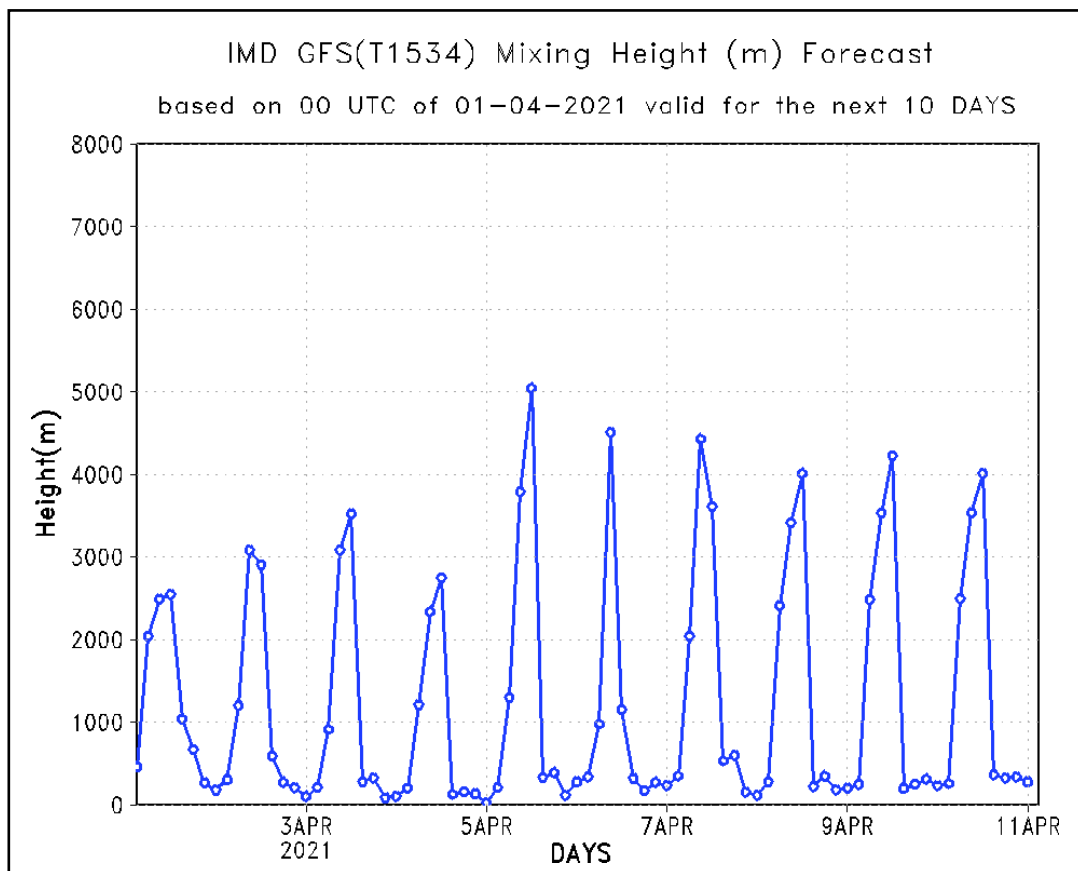
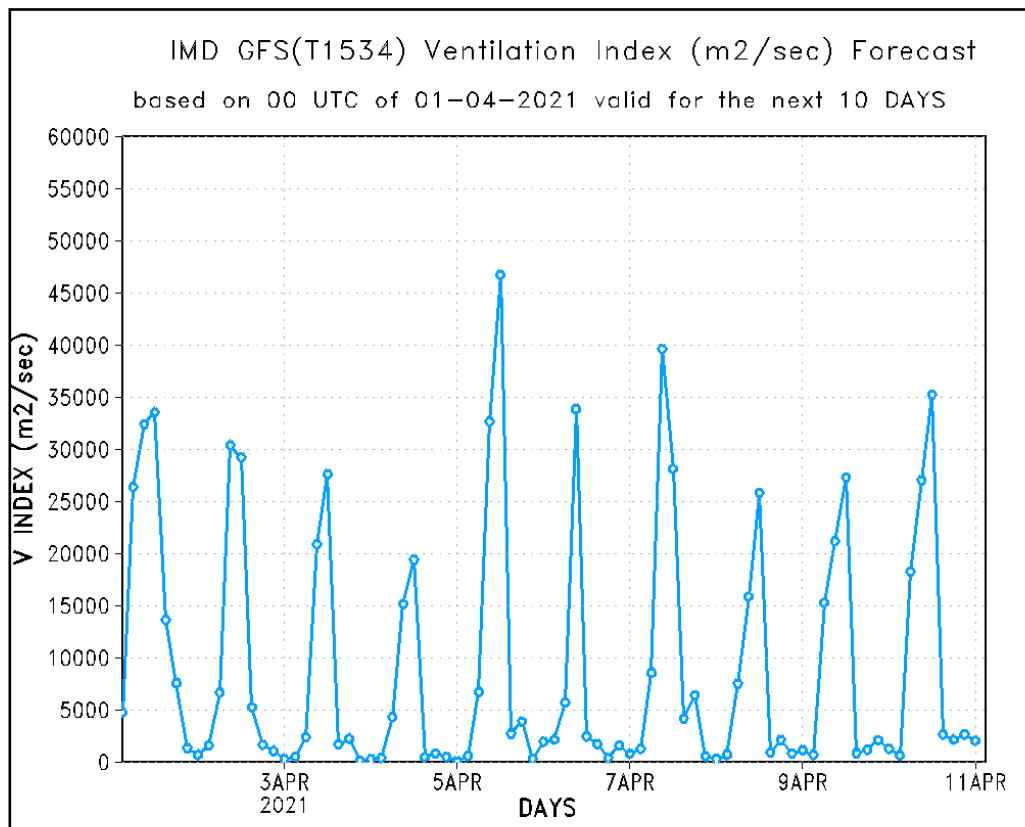


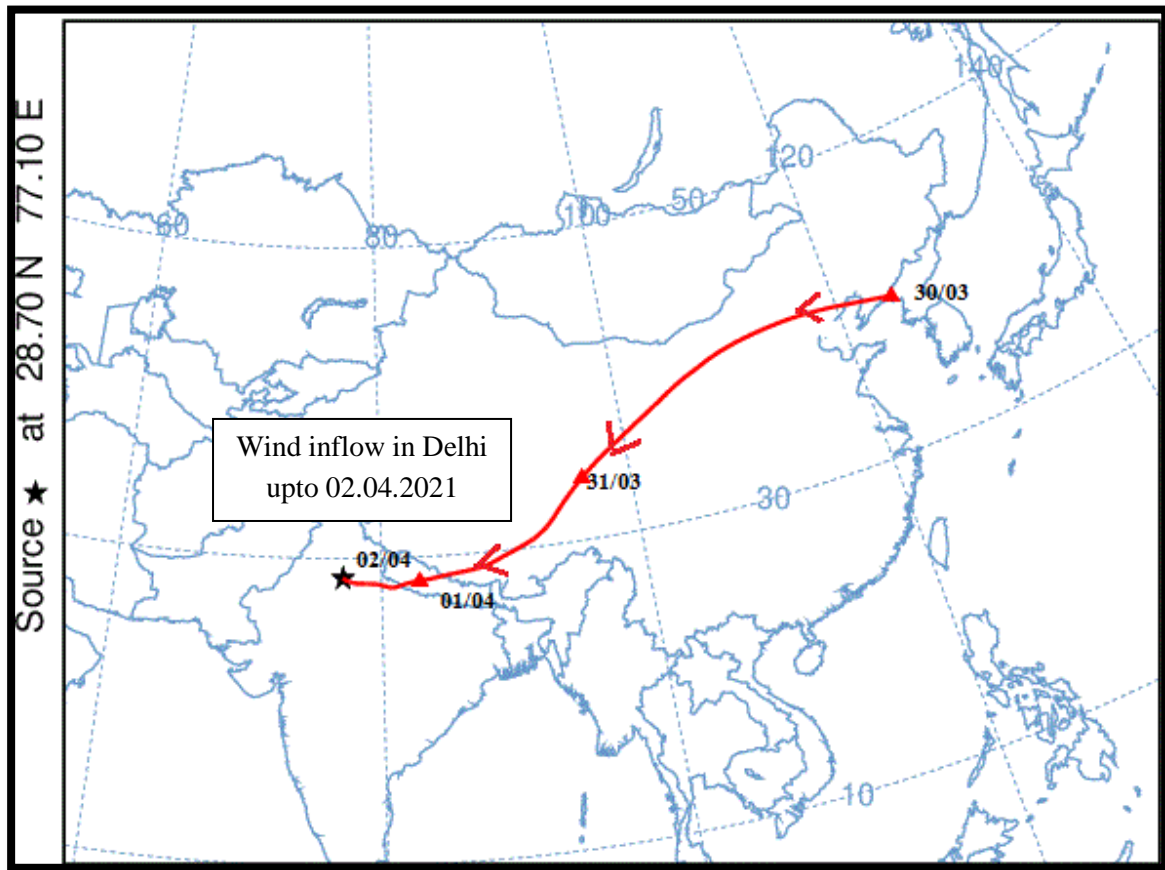
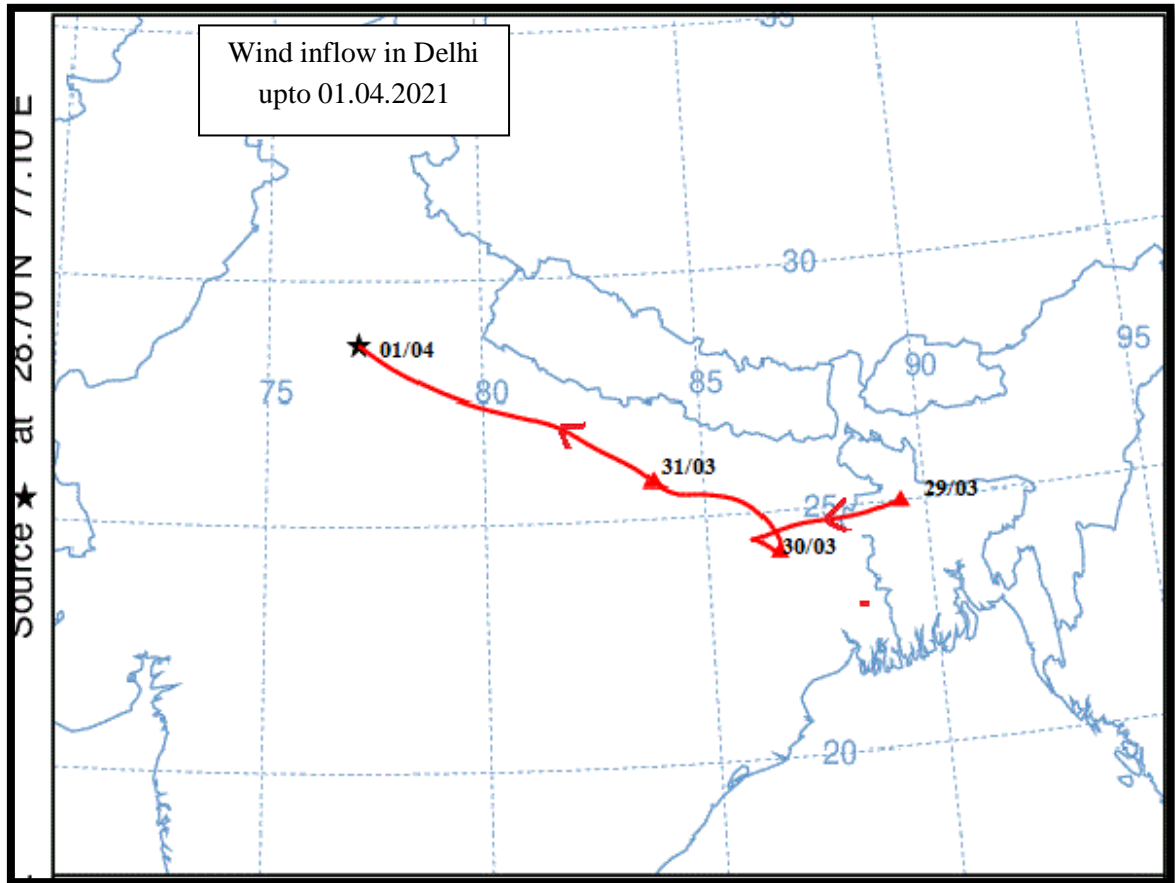
Meteogram/EPsgram (10 days)





Forecast of Ventilation Index and Mixing Height





Wind Pattern Forecast